



QAD Enterprise Applications
Standard Edition

Technical Reference Entity Diagrams

70-3131-2012SE
QAD Enterprise Applications 2012
Standard Edition
June 2012

This document contains proprietary information that is protected by copyright and other intellectual property laws. No part of this document may be reproduced, translated, or modified without the prior written consent of QAD Inc. The information contained in this document is subject to change without notice.

QAD Inc. provides this material as is and makes no warranty of any kind, expressed or implied, including, but not limited to, the implied warranties of merchantability and fitness for a particular purpose. QAD Inc. shall not be liable for errors contained herein or for incidental or consequential damages (including lost profits) in connection with the furnishing, performance, or use of this material whether based on warranty, contract, or other legal theory.

QAD and MFG/PRO are registered trademarks of QAD Inc. The QAD logo is a trademark of QAD Inc.

Designations used by other companies to distinguish their products are often claimed as trademarks. In this document, the product names appear in initial capital or all capital letters. Contact the appropriate companies for more information regarding trademarks and registration.

Copyright ©2012 by QAD Inc.

EntityDiagrams_TR_v2012SE.pdf/crl/mat

QAD Inc.

100 Innovation Place
Santa Barbara, California 93108
Phone (805) 566-6000
<http://www.qad.com>

Contents

Change Summary	vii
Chapter 1 Diagram Conventions	1
Introduction	2
Entity Relationship Diagrams	2
Relationship Examples	2
How to Use the Diagrams	3
About Table Names	3
Chapter 2 Standard Edition Entity Diagrams	7
Accounts Payable I	8
Accounts Payable II	9
Accounts Receivable I	10
Accounts Receivable II	11
Addresses	12
Cash Management	13
Configured Messages	14
Container and Line Charges I	15
Container and Line Charges II	16
Container and Line Charges III	17
Cost Management I	18
Cost Management II	19
Customer Consignment I	20
Customer Consignment II	21
Customer Scheduled Orders	22
Customer Sequenced Schedules	23
Customers I	24
Customers II	25
Customers III	26
Customers IV	27
Customers V	28
Domain	29
DRP I	29
DRP II	31
EMT – Primary Business Unit	32

EMT – Secondary Business Unit	33
Fixed Assets I	34
Fixed Assets II	35
Fixed Assets III	36
Flow Scheduling	37
Forecasting/Planning	38
Freight Charges I	39
Freight Charges II	40
General Ledger Consolidation	41
General Ledger Daybooks	41
General Ledger Master I	43
General Ledger Master II	44
General Ledger Transactions	45
Global Requisition System	46
GTM Master Data	47
GTM Transactions	48
Inventory I	49
Inventory II	50
Invoice History I	51
Invoice History II	52
Item Routing I	53
Item Routing II	54
Item Specification	55
Kanban Master	56
Kanban Source	57
MRP I	58
MRP II	59
Multicurrency I	60
Multicurrency II	61
Number Range Management	62
Operations Planning I	63
Operations Planning II	64
Pricing	65
PRM – Invoicing	66
PRM – Material Orders	67
PRM – Project Activity Orders	68
PRM – Project Header	69
PRM – Project Structure	70
PRM – Subproject	71
Product Change Control I	72
Product Change Control II	73
Product Line I	74
Product Line II	75

Product Structure	76
Purchasing I	77
Purchasing II	78
Purchasing III	79
Q/LinQ I	80
Q/LinQ II	81
Q/LinQ III	82
Q/LinQ IV	83
Q/LinQ V	84
Quality Management	85
Quality Orders	86
Release Management	87
Repetitive Schedule	88
Resource Plan	89
Routing Standards	90
Sales Analysis	91
Sales Orders I	92
Sales Orders II	93
Sales Orders III	94
Sales Quotations I	95
Sales Quotations II	96
Salesperson I	97
Salesperson II	98
Self-Billing	99
Shipment Performance I	100
Shipment Performance II	101
Shipment Performance III	102
Shipping I	103
Shipping II	104
SSM – Call Activity Recording	105
SSM – Call Invoice Recording	106
SSM – Call Tracking I	107
SSM – Call Tracking II	108
SSM – Call Tracking III	109
SSM – Call Tracking IV	110
SSM – Coverage Limits I	111
SSM – Coverage Limits II	112
SSM – Depot Orders	113
SSM – Engineers I	114
SSM – Engineers II	115
SSM – Installed Base	116
SSM – RMA I	117
SSM – RMA II	118

SSM – Service Contracts I	119
SSM – Service Contracts II	120
SSM – Service Contracts III	121
Supplier Consignment I	122
Supplier Consignment II	123
Supplier Performance I	124
Supplier Performance II	125
Supplier Shipping Schedules	126
Vendors (Suppliers)	127
WIP Lot Trace I	128
WIP Lot Trace II	129
Work Orders	130
Chapter 3 Standard Edition Table/Diagram Cross-Reference	131
Standard Edition Cross-Reference	132
Chapter 4 European Accounting Entity Diagrams	161
Bank Account Formats	162
Correction Invoicing	163
Daybooks	164
General Ledger Matching	165
General Ledger Numbering	166
Intrastat	167
Shipping	168
Source GL Description	169
Suspended Tax	170
Unapplied Payments	171
VAT Registers I	172
Vat Registers II	173
Withholding Tax	174
Chapter 5 European Accounting Table/Diagram Cross-Reference	175
European Accounting Cross-Reference	176
Index	179

Change Summary

The following table summarizes significant differences between this document and previous versions.

Date/Version	Description	Reference
June 2012/2012 SE	Rebranded for QAD 2012 SE	--

Diagram Conventions

This chapter explains the diagram conventions used in this guide.

Introduction 2

How to Use the Diagrams 3

About Table Names 3

Introduction

This guide details major relationships between tables in a QAD Enterprise Resource Planning database. These diagrams are designed to help:

- Programmers interested in customizing or modifying the standard QAD Enterprise Resource Planning system. The diagrams show relationships that must be preserved in any customization or modification.
- Programmers writing queries or custom reports. The diagrams show which tables can be joined and the field specifications required to make them join. Note that all possible table relationships are not shown, just the major ones.
- Administrators interested in the availability of custom reports. The diagrams show which reports you can prepare.
- Users of Progress Results who want to determine the relationships available for reporting.

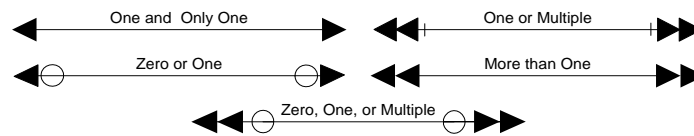
These diagrams are meant to be used in conjunction with *Database Definitions*, which is available separately.

Entity Relationship Diagrams

In a relational database, each table is a self-contained collection of data about a single thing (or *entity*). There are five relationship line identifiers that can be combined to distinguish 15 specific entity relationships.

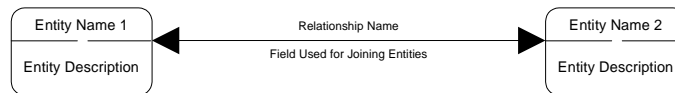
The five relationship lines are displayed in Figure 1.1

Fig. 1.1
Table Relationship Description



Relationships are identified by using the lines, as shown in Figure 1.2.

Fig. 1.2
Table Relationship Description

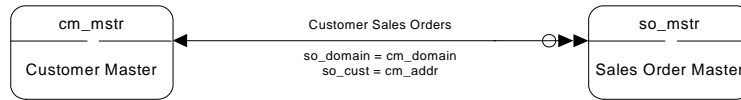


A bar symbol (|) indicates an OR relationship when more than one field can be used for joining.

Relationship Examples

Figure 1.3 shows that one customer can have zero or more sales orders and that one sales order has one and only one customer.

Fig. 1.3
cm_mstr to so_mstr Relationship Example



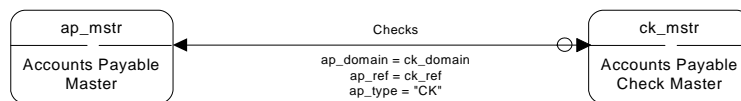
To join these two tables within Progress, you would set so_cust equal to cm_addr or vice versa.

```

FOR EACH cm_mstr EACH so_mstr WHERE so_domain = cm_domain AND cm_addr = so_cust:
  DISPLAY cm_addr so_nbr.
END.
  
```

Figure 1.4 shows that one accounts payable master can have zero or one check masters and that one check master must have one and only one accounts payable master.

Fig. 1.4
ap_mstr to ck_mstr Relationship Example



To join these two tables within Progress, set ap_ref equal to ck_ref and ap_type equal to CK.

```

FOR EACH ap_mstr EACH ck_mstr WHERE ap_domain = ck_domain AND ap_ref = ck_ref AND ap_type =
CK:
  DISPLAY ap_vend ck_bank ck_nbr.
END.
  
```

How to Use the Diagrams

The diagrams are divided into two sections, organized approximately by modules. The second section has diagrams for relationships that apply only if you are using the optional European Accounting (EA) module.

The most practical way to find information about a particular area is to turn to the diagram for that area. Find the entity (table) that you are interested in and trace out the relationships.

Not all relationships are shown in any one diagram; if you are interested in the other relationships, use the either of the two cross-reference tables to find the other diagrams the tables appear in:

- “Standard Edition Cross-Reference” on page 132
- “European Accounting Cross-Reference” on page 176

When creating a report or browse, use the entity relationship diagrams to decide which table names you should use (and the join relationships). If no relationship exists between two tables, a report showing such a relationship is not possible.

For Progress Results users, these diagrams indicate the relationships that you can show. Progress Results shows the names of tables that have relationships with a specified table. These diagrams show those tables in graphic form and show the subsidiary relationships between tables.

About Table Names

The table name and the table name description are closely related. The table name consists of a prefix and type, separated by an underscore (_). Common table types are listed in Table 1.1.

4 Entity Diagrams

Table 1.1
Database Table Types

Table Type	Meaning	Description
ctrl	Control	Parameters and logical fields that control other functions.
mstr	Master Table	Used for data storage.
det	Detail Table	Detail related to another record. There are typically many detail records associated with one master record.
hist	History Table	Contains records created by activity within the database.
plan	Planning Table	Data for planning functions.
wkfl	Work Table	Used to support other functions.

In the typical case, the table prefix consists of two or three significant letters of the table name description.

Example The table name for accounts receivable master is ar_mstr, and ck_mstr is the table name for check master.

In most cases, the first letter of the table name is the first letter of the description; the few exceptions involve tables such as line changeover master, which is chg_mstr.

Detail tables related to master data typically have the same prefix with the addition of the letter d.

Example The detail table associated with vo_mstr is vod_det.

Within a table, all the data elements use the same prefix.

Example The repetitive production schedule (rps_mstr) table includes fields named rps_part and rps_record.

Section 1

QAD Enterprise Application Table Relationships

This section includes entity diagrams and cross-reference information for standard application modules.

Standard Edition Entity Diagrams 7

Standard Edition Table/Diagram Cross-Reference 131

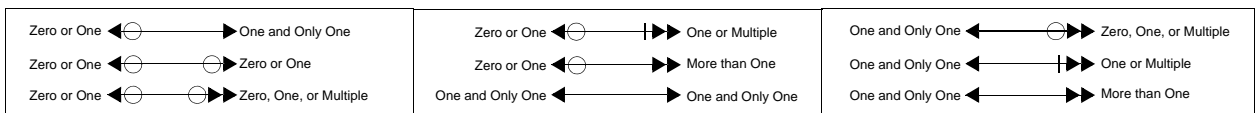
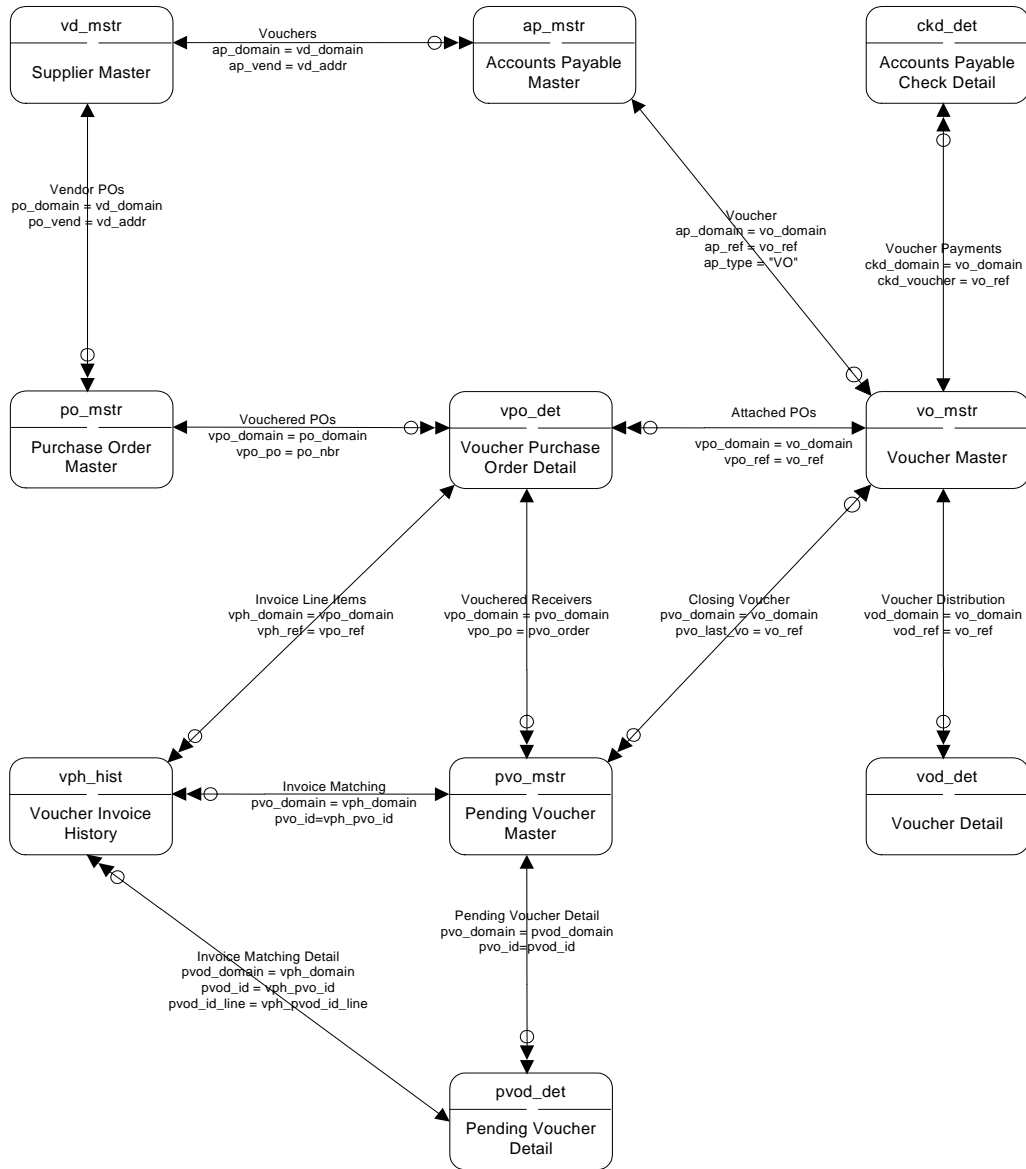
6 Entity Diagrams

Standard Edition Entity Diagrams

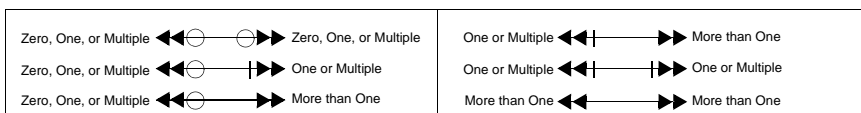
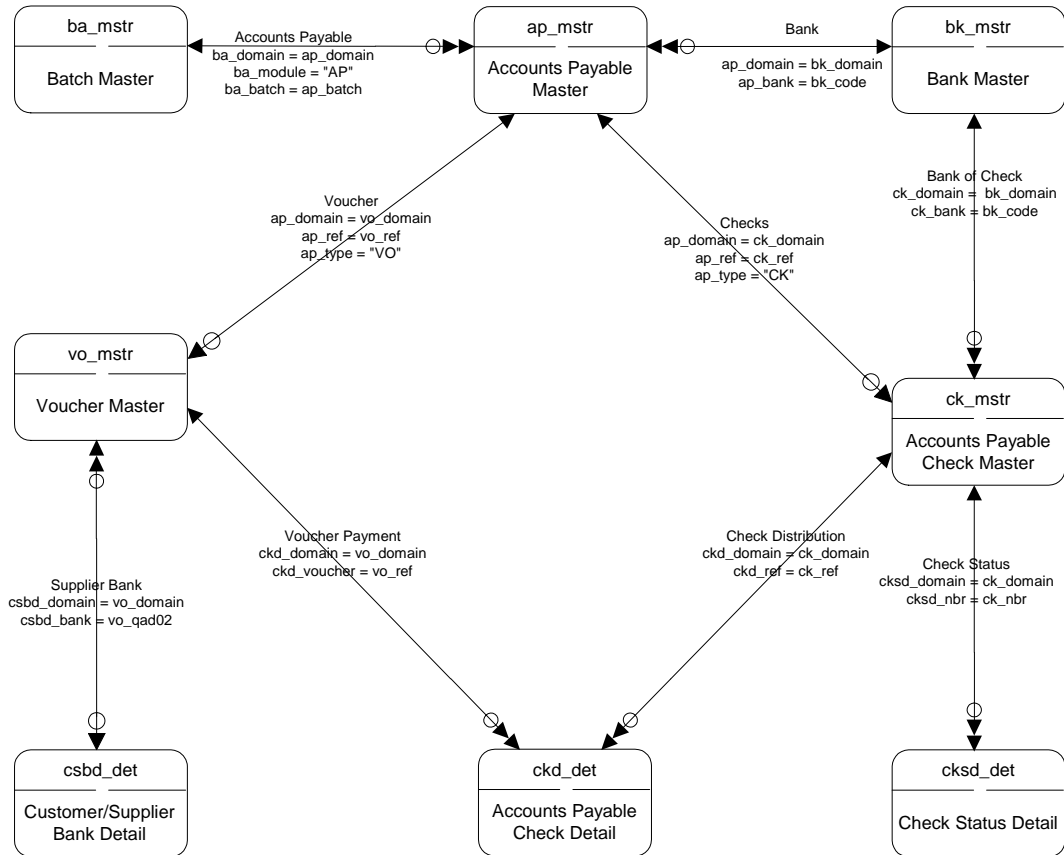
These diagrams are meant to be used in conjunction with *Database Definitions*, which is available separately. The entity diagrams are in alphabetical order starting on the next page.

Table 3.1 on page 132 lists each table included in the diagrams and indicates the title of the diagram where the table appears.

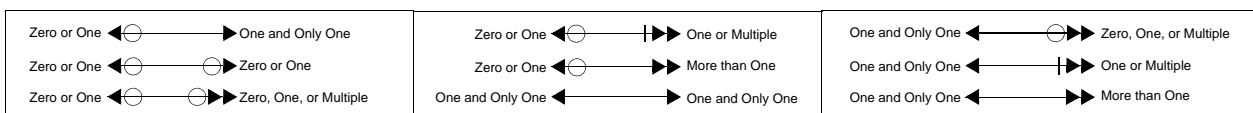
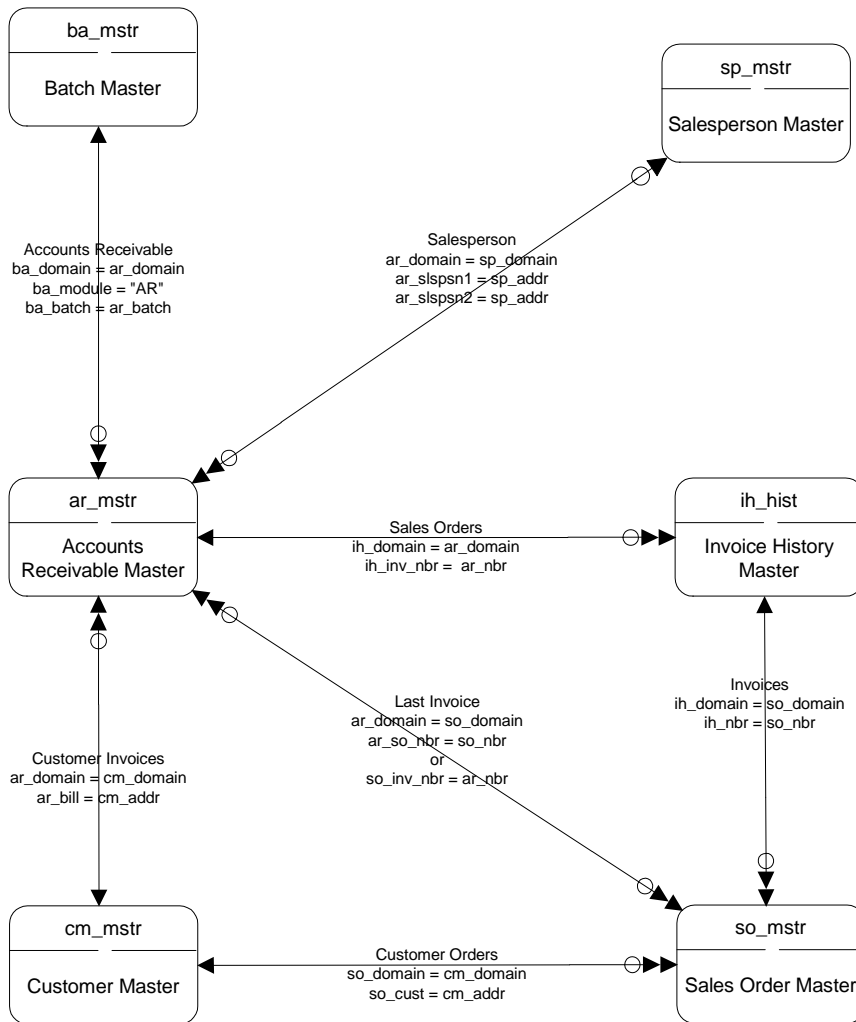
Accounts Payable I



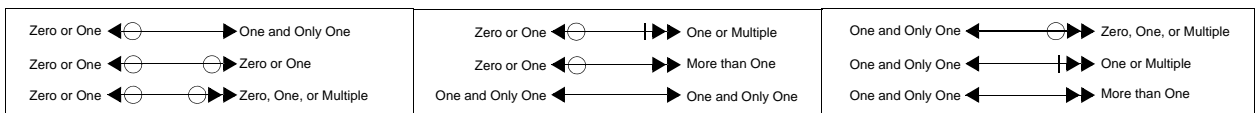
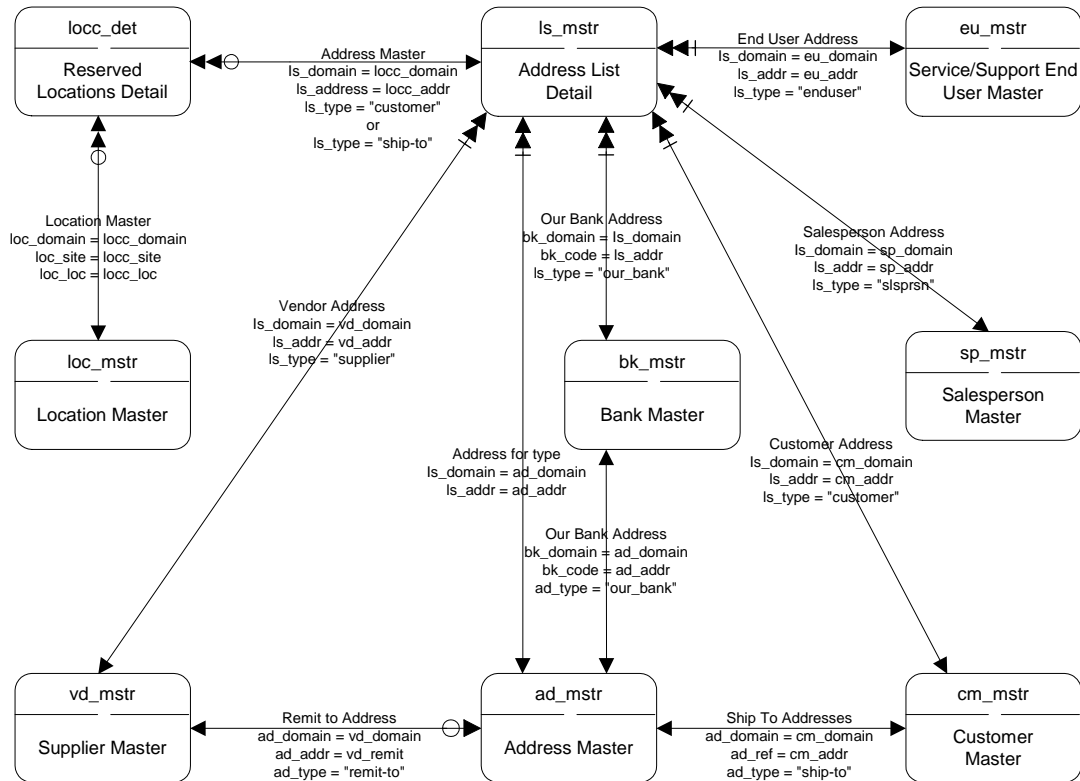
Accounts Payable II



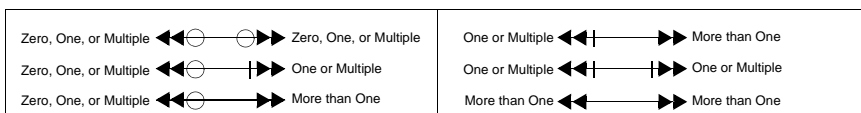
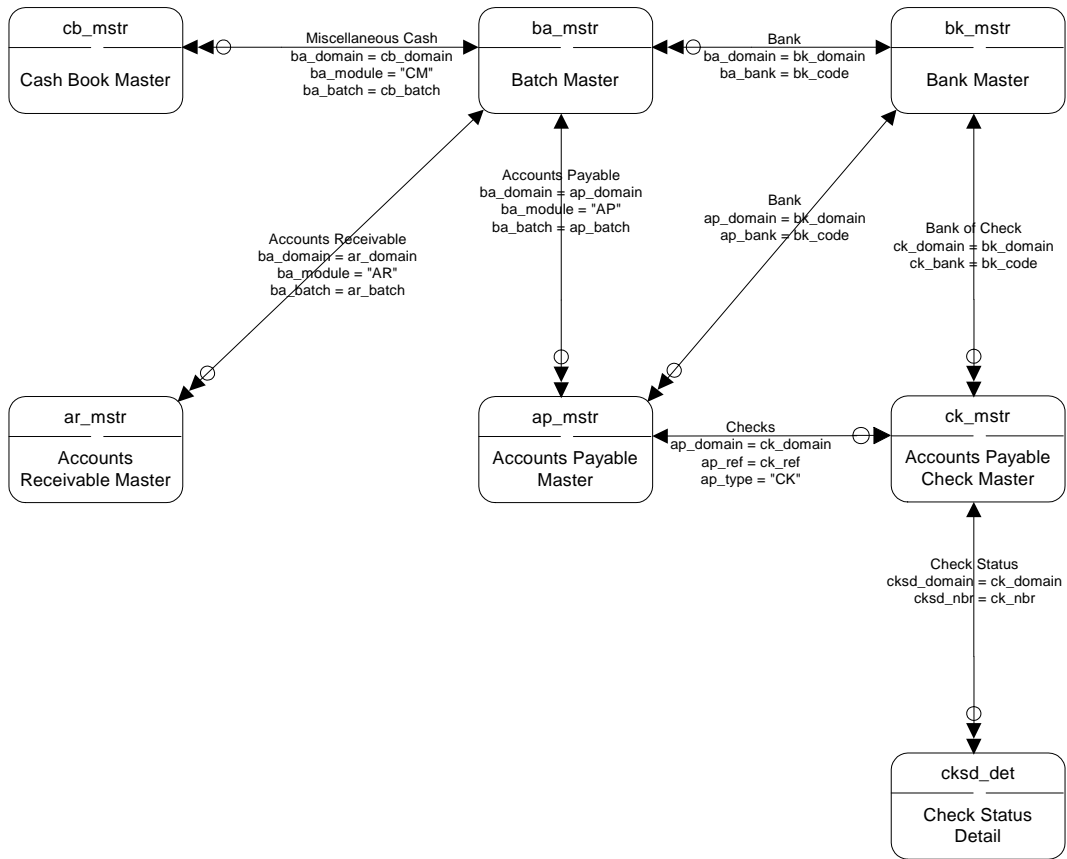
Accounts Receivable I



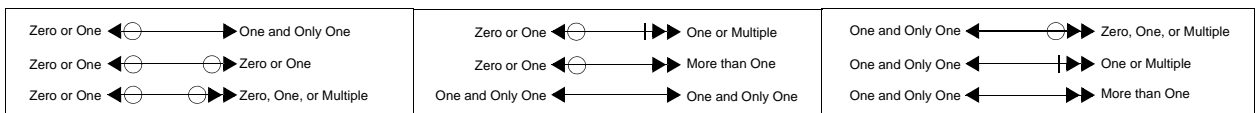
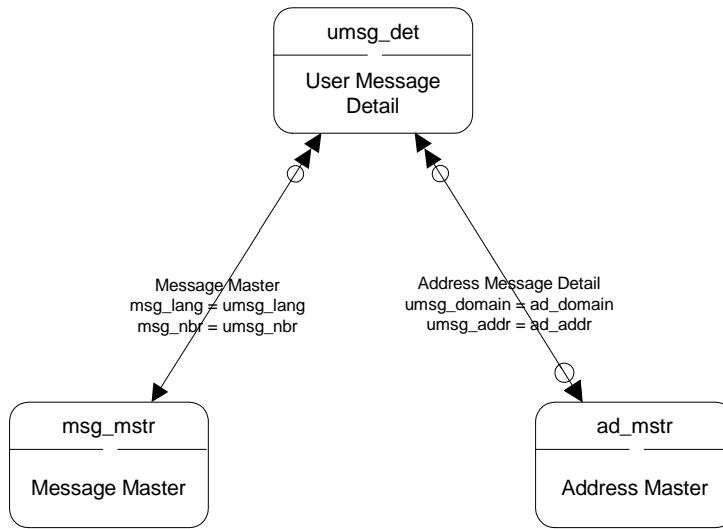
Addresses



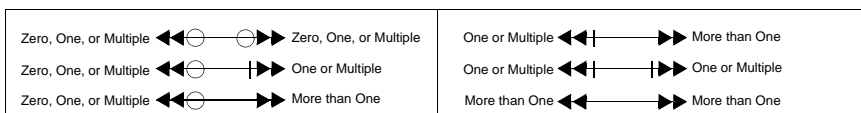
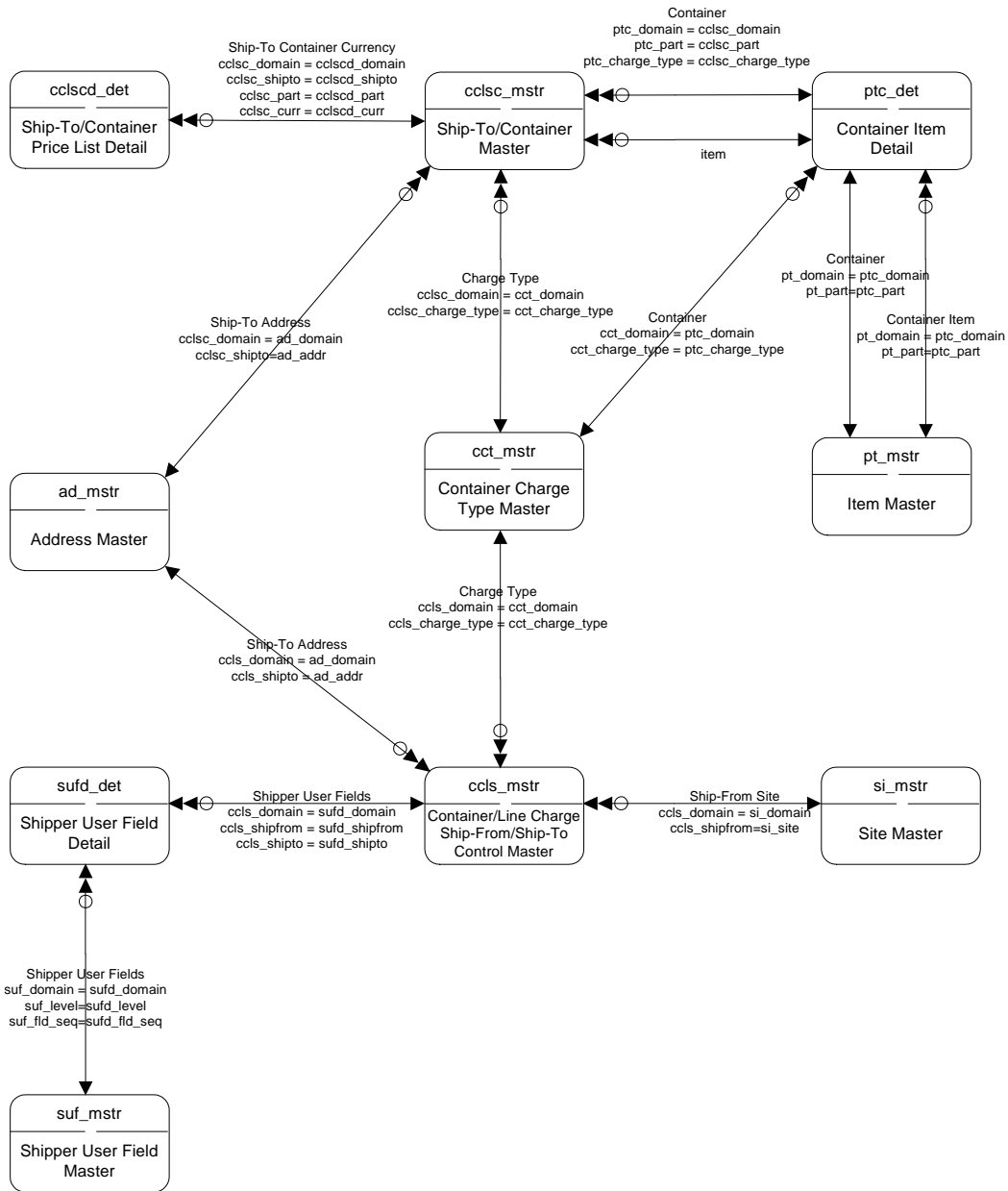
Cash Management



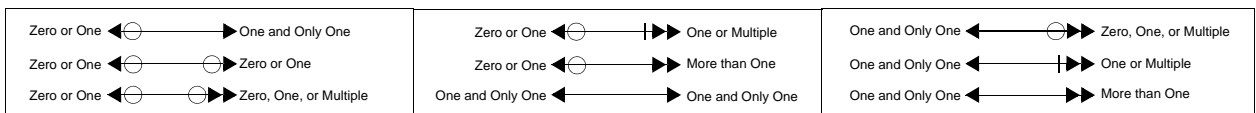
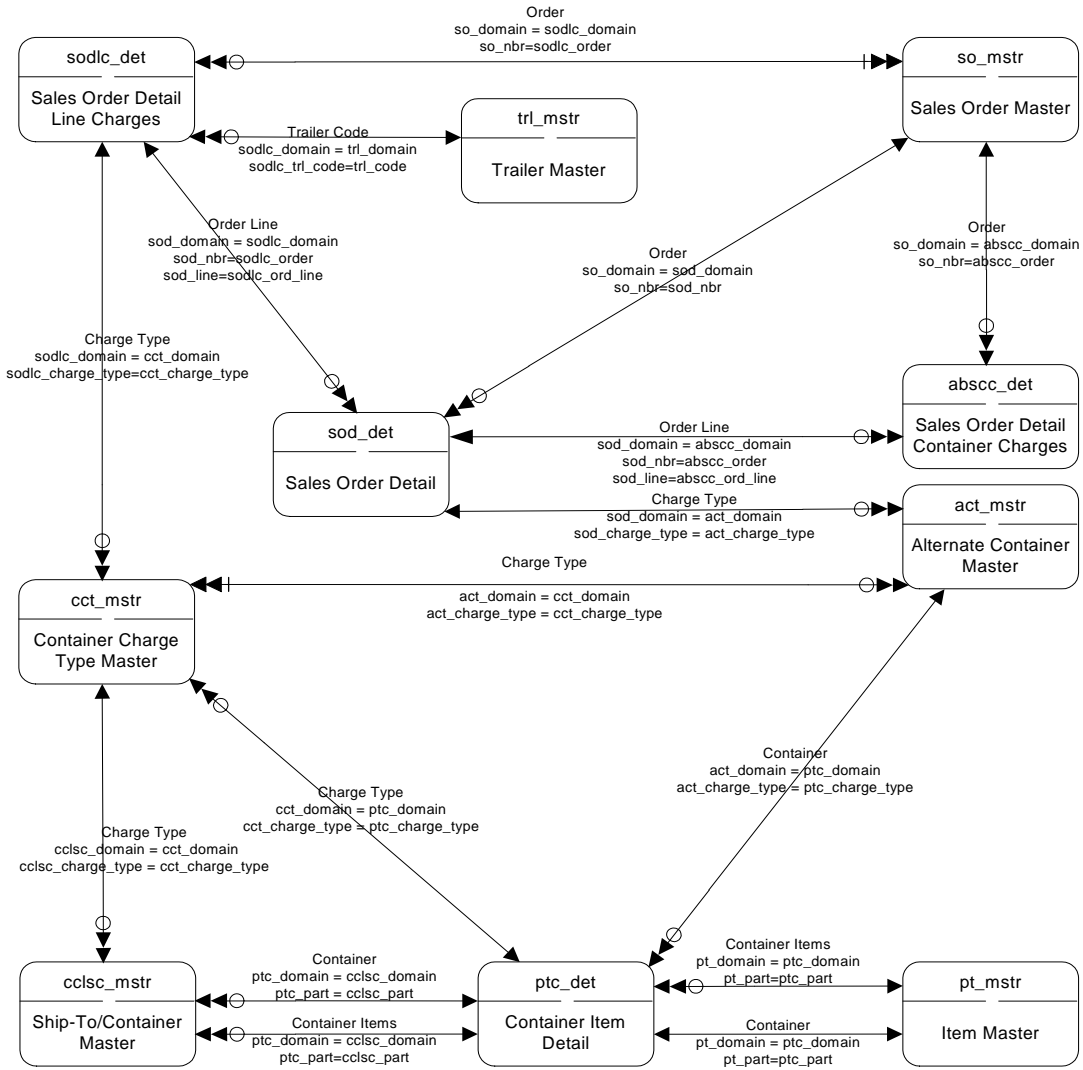
Configured Messages



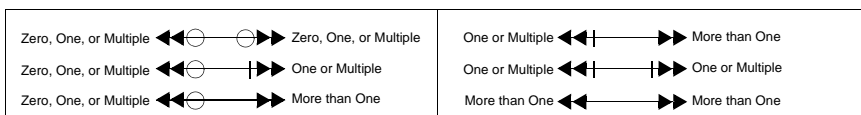
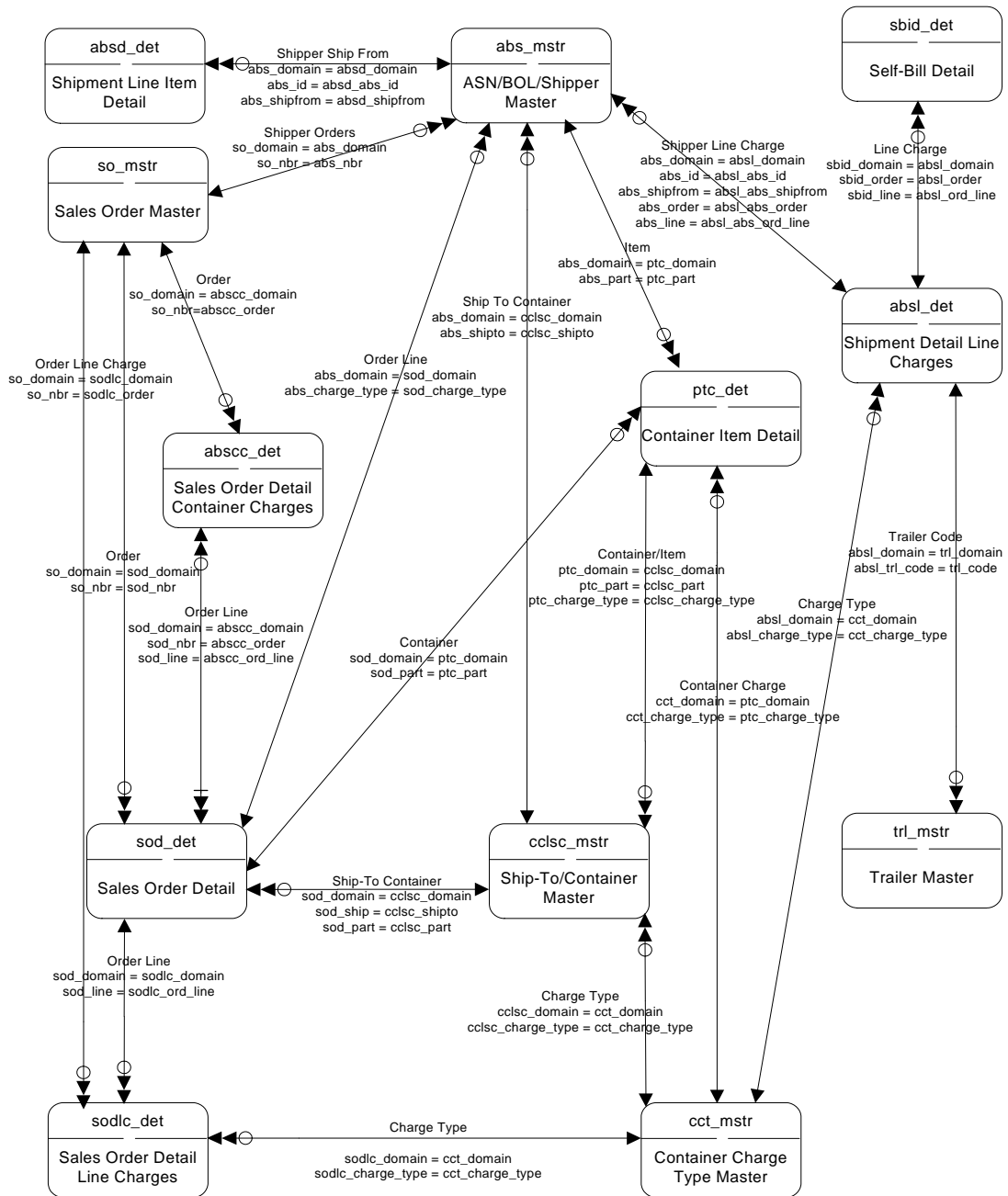
Container and Line Charges I



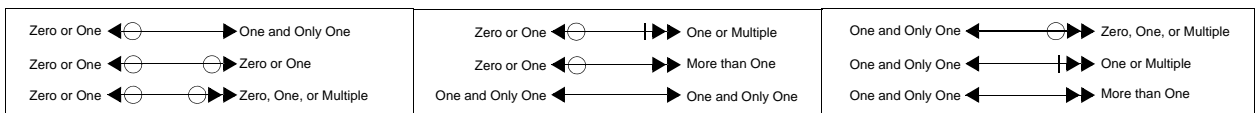
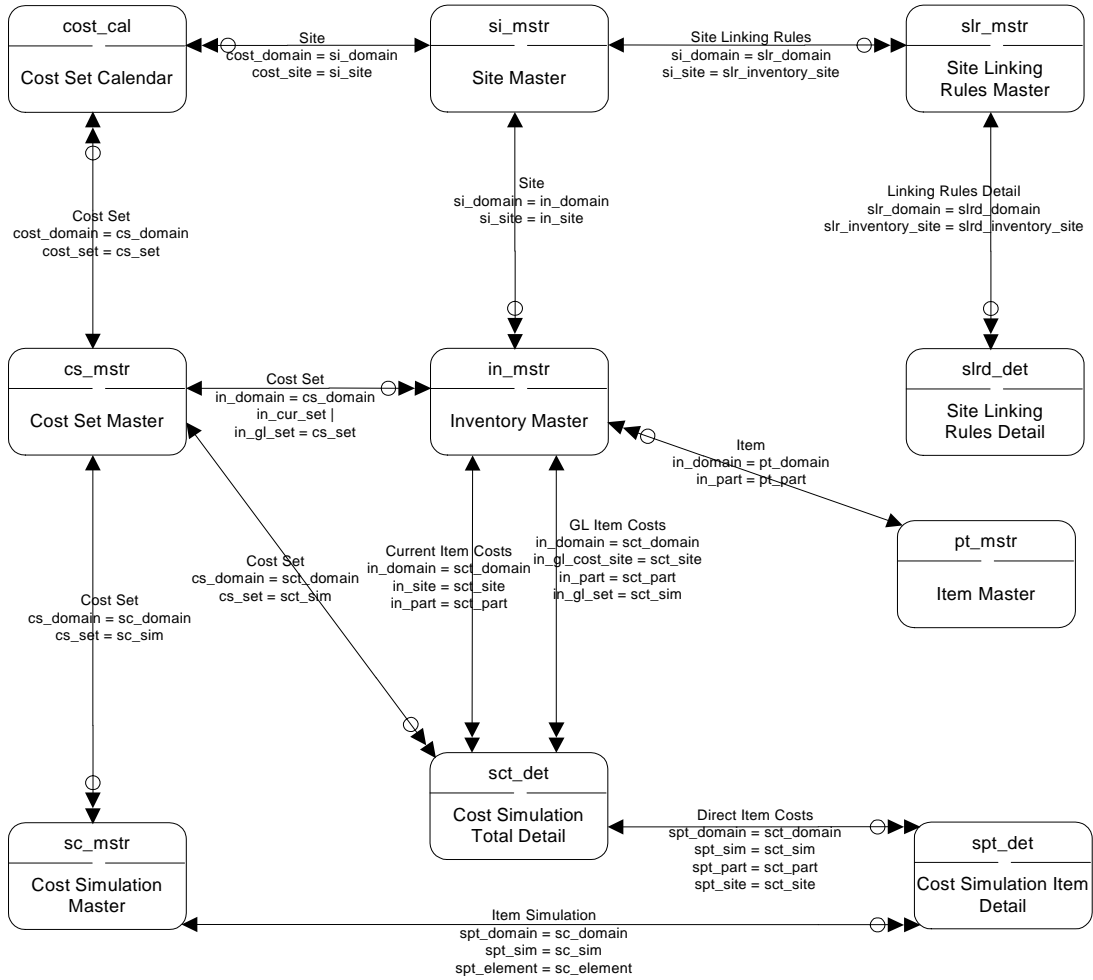
Container and Line Charges II



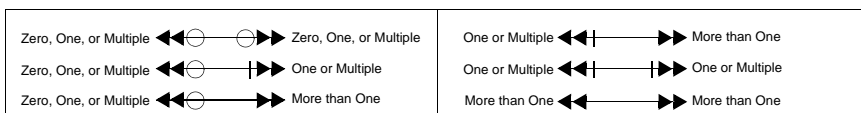
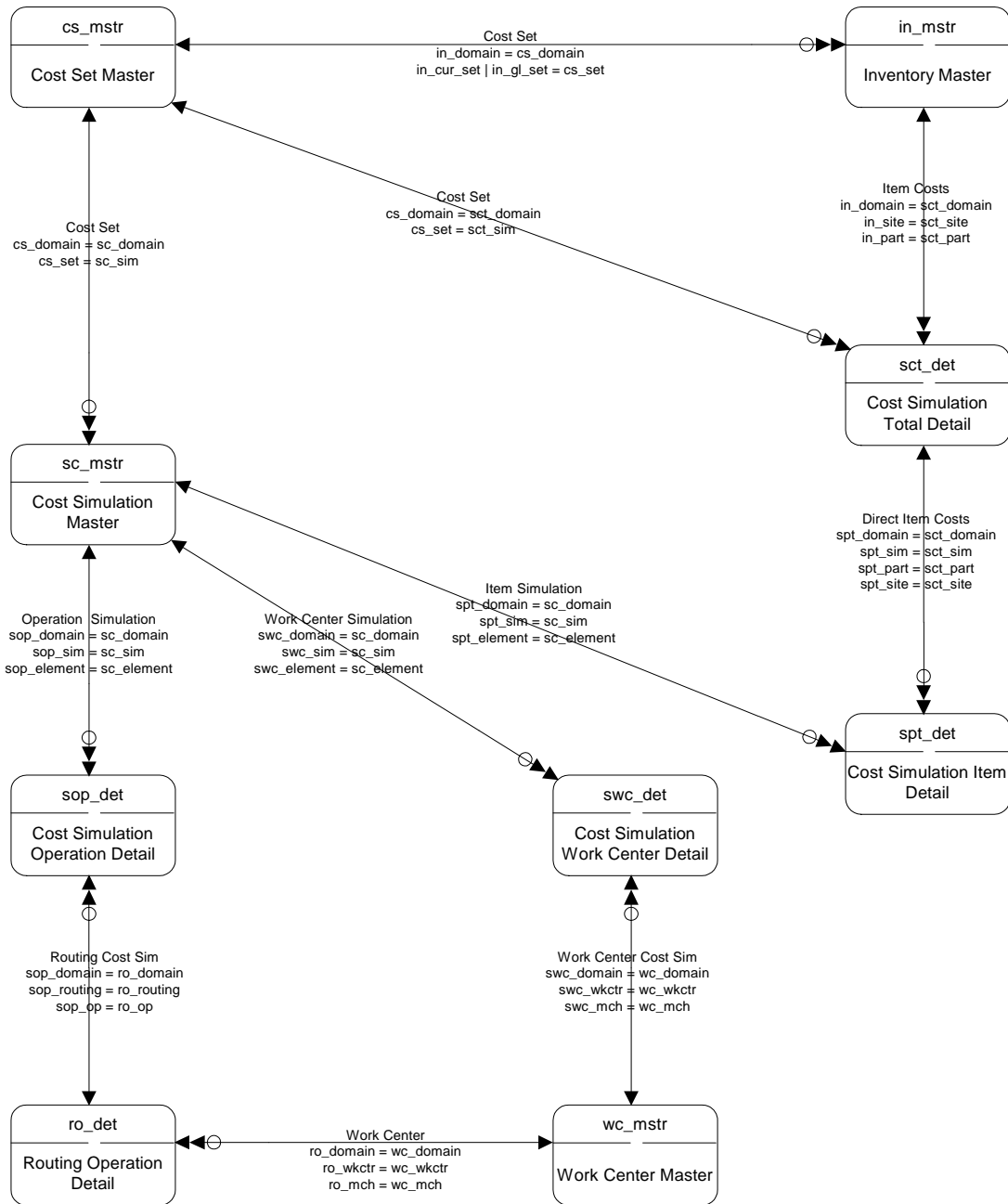
Container and Line Charges III



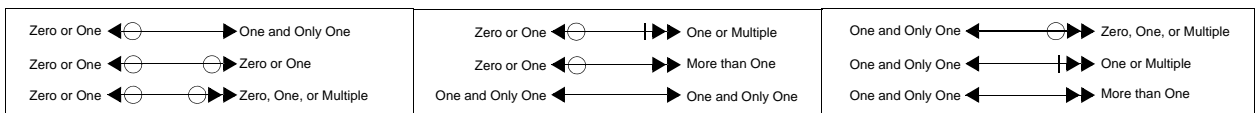
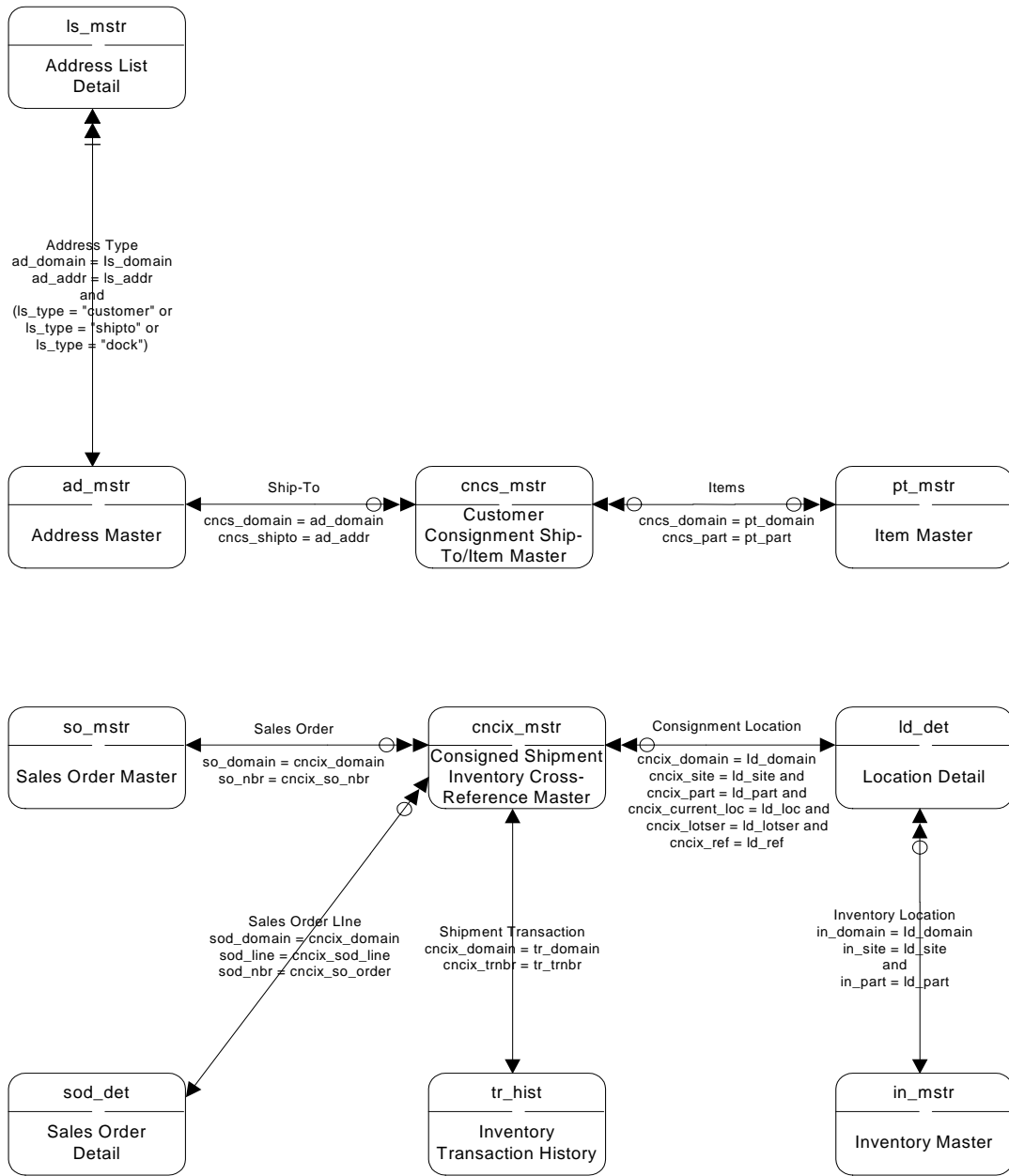
Cost Management I



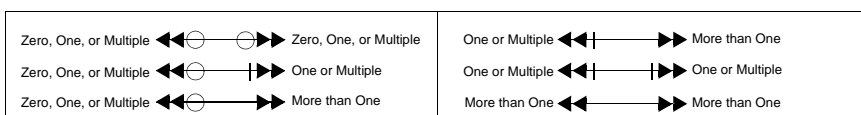
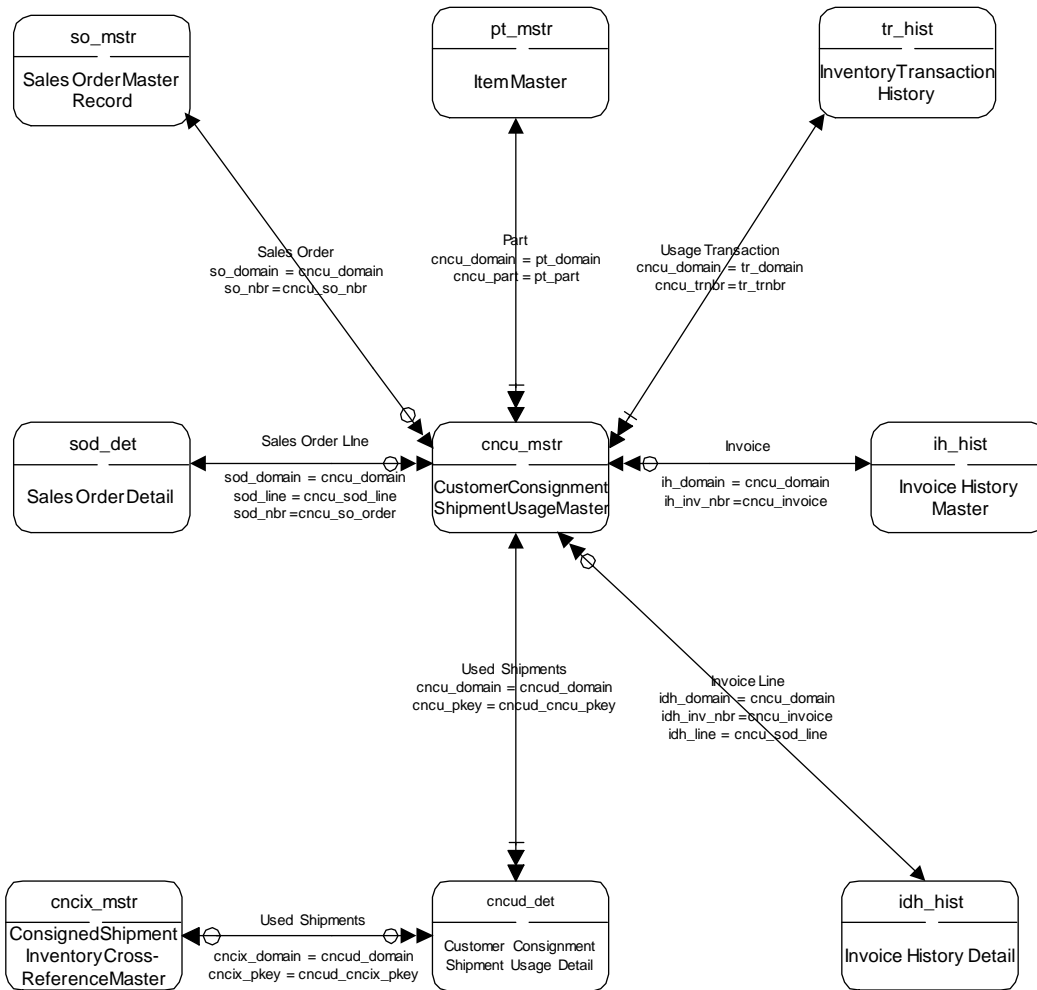
Cost Management II



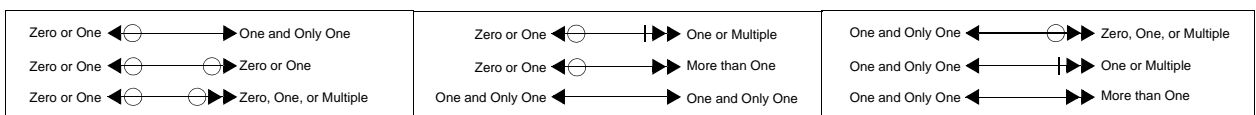
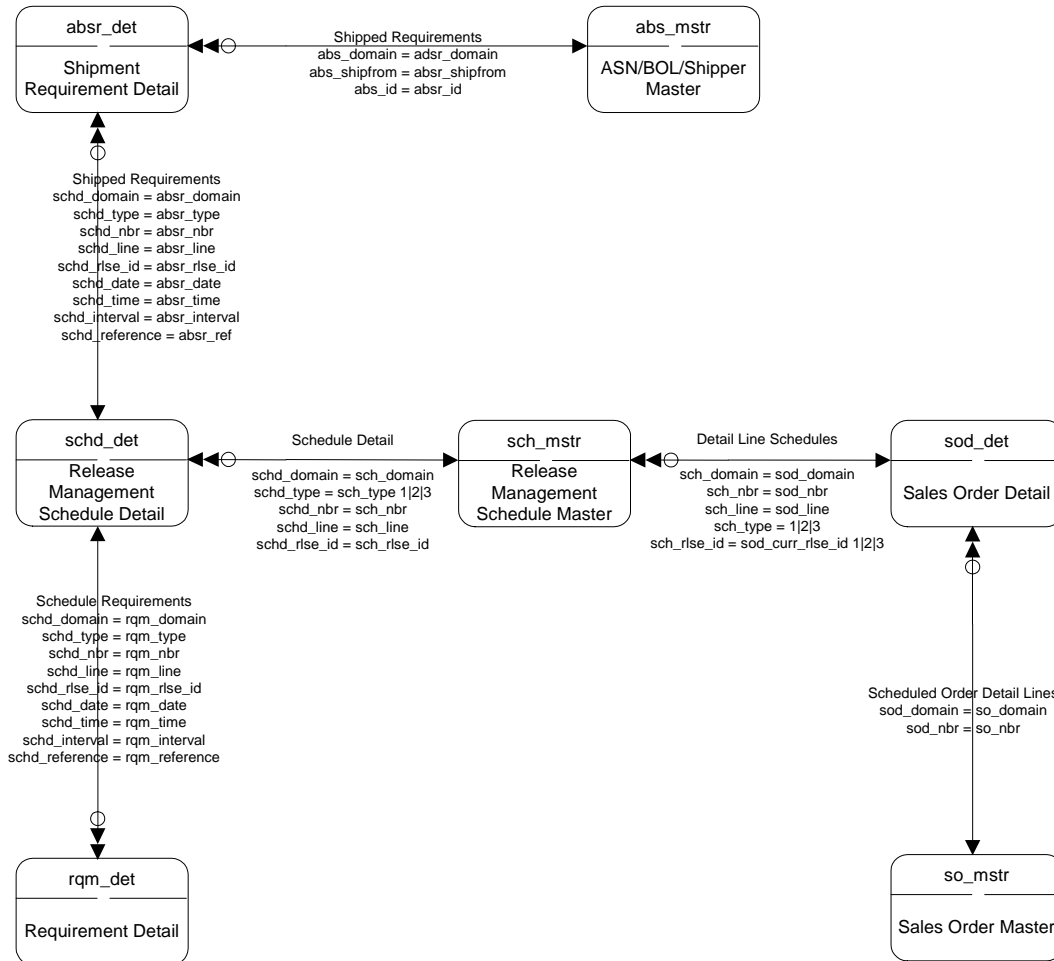
Customer Consignment I



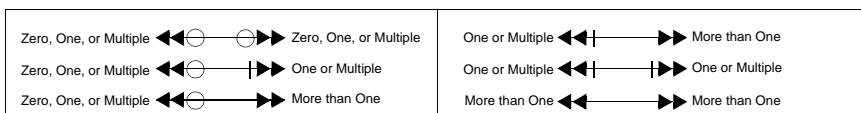
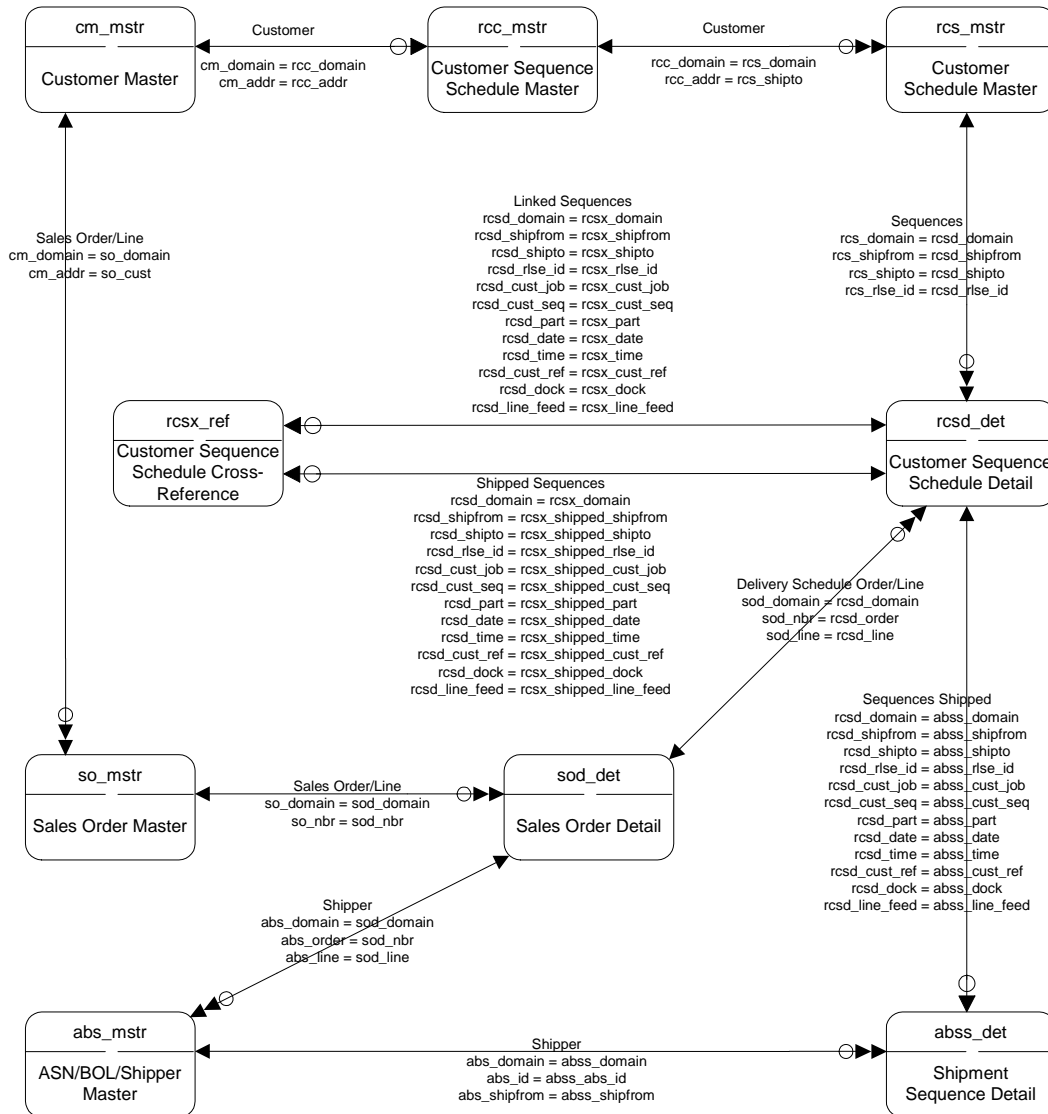
Customer Consignment II



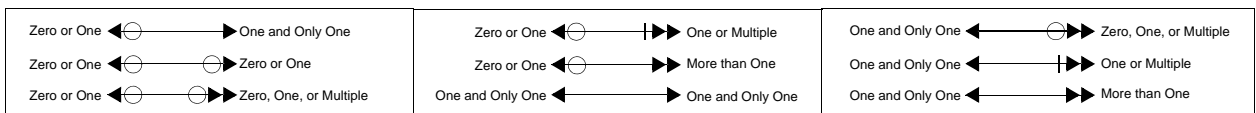
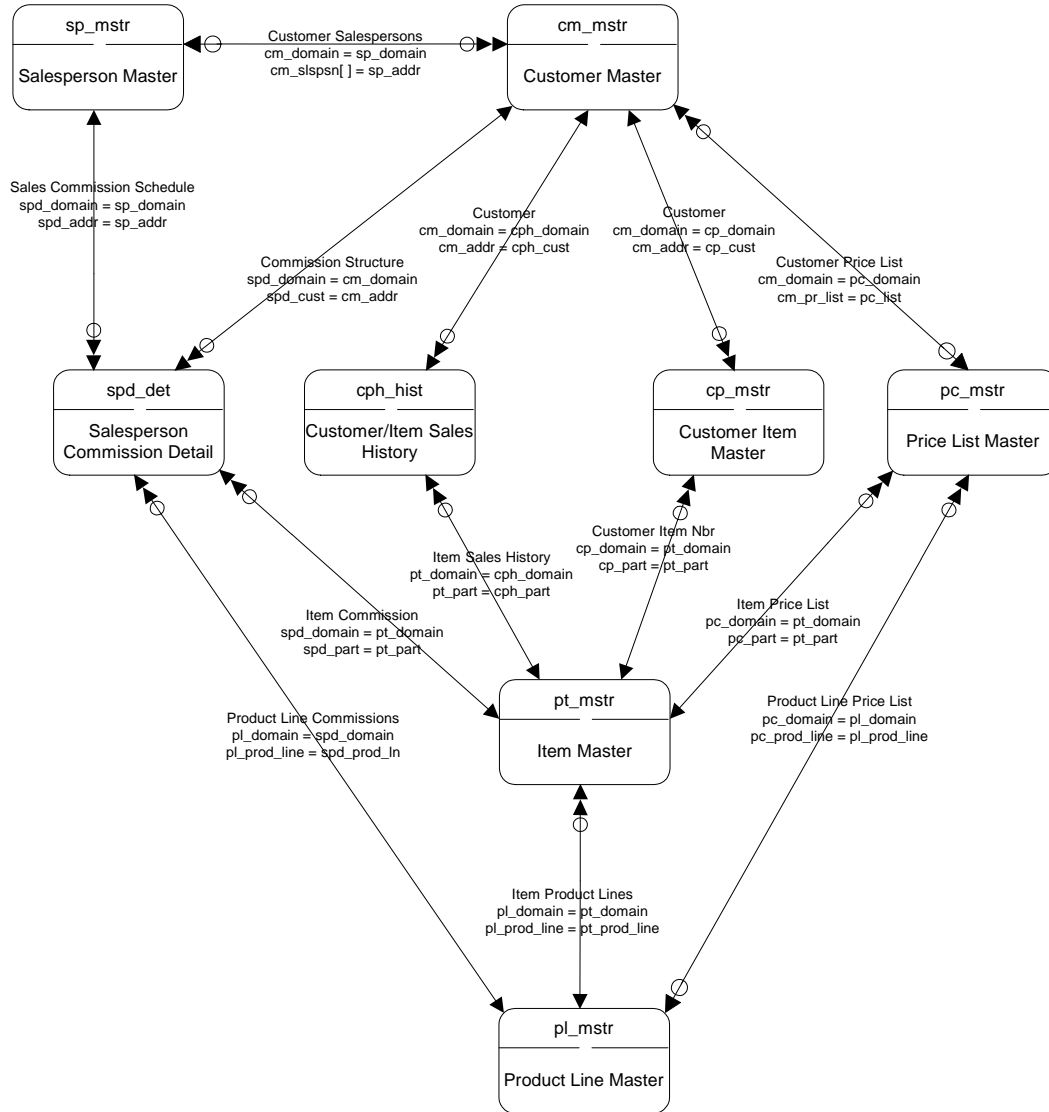
Customer Scheduled Orders



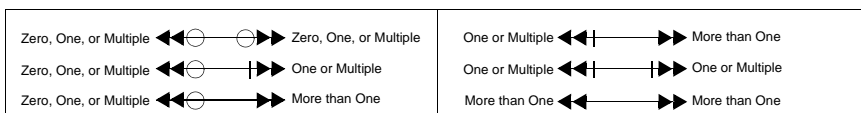
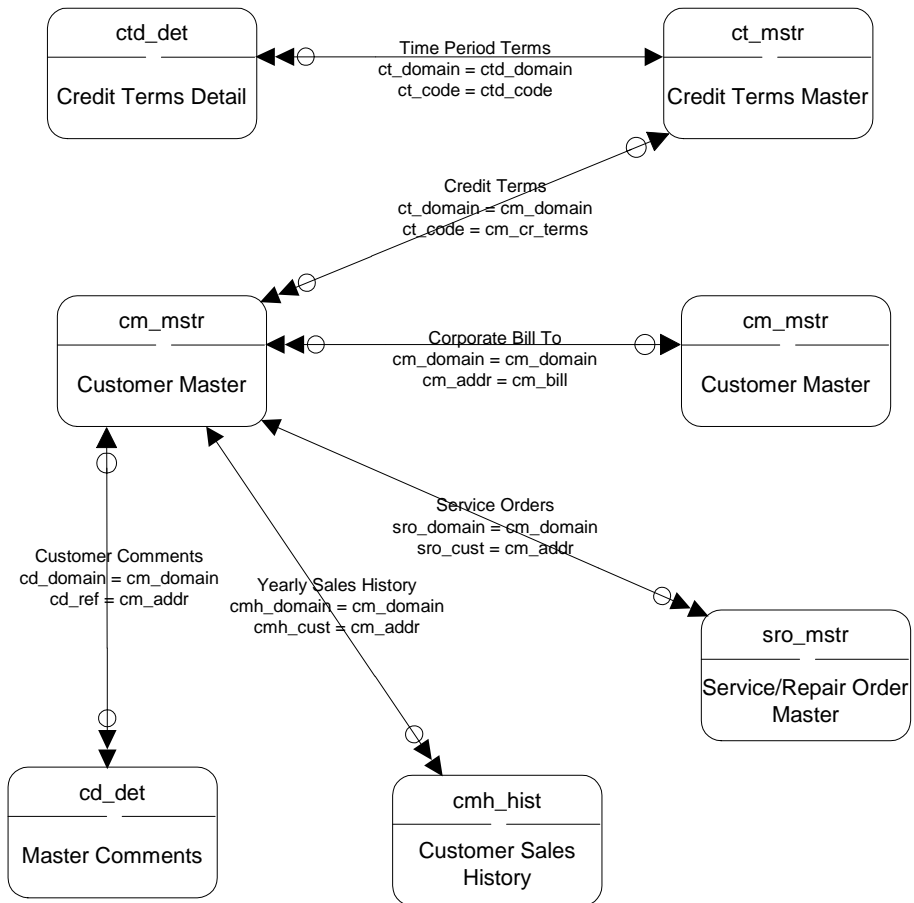
Customer Sequenced Schedules



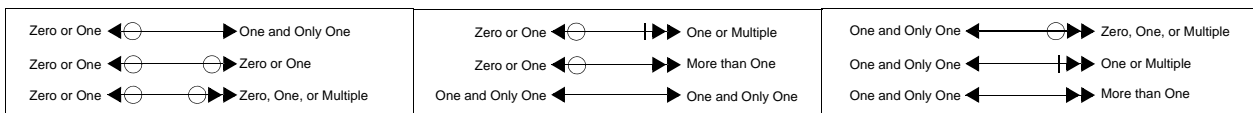
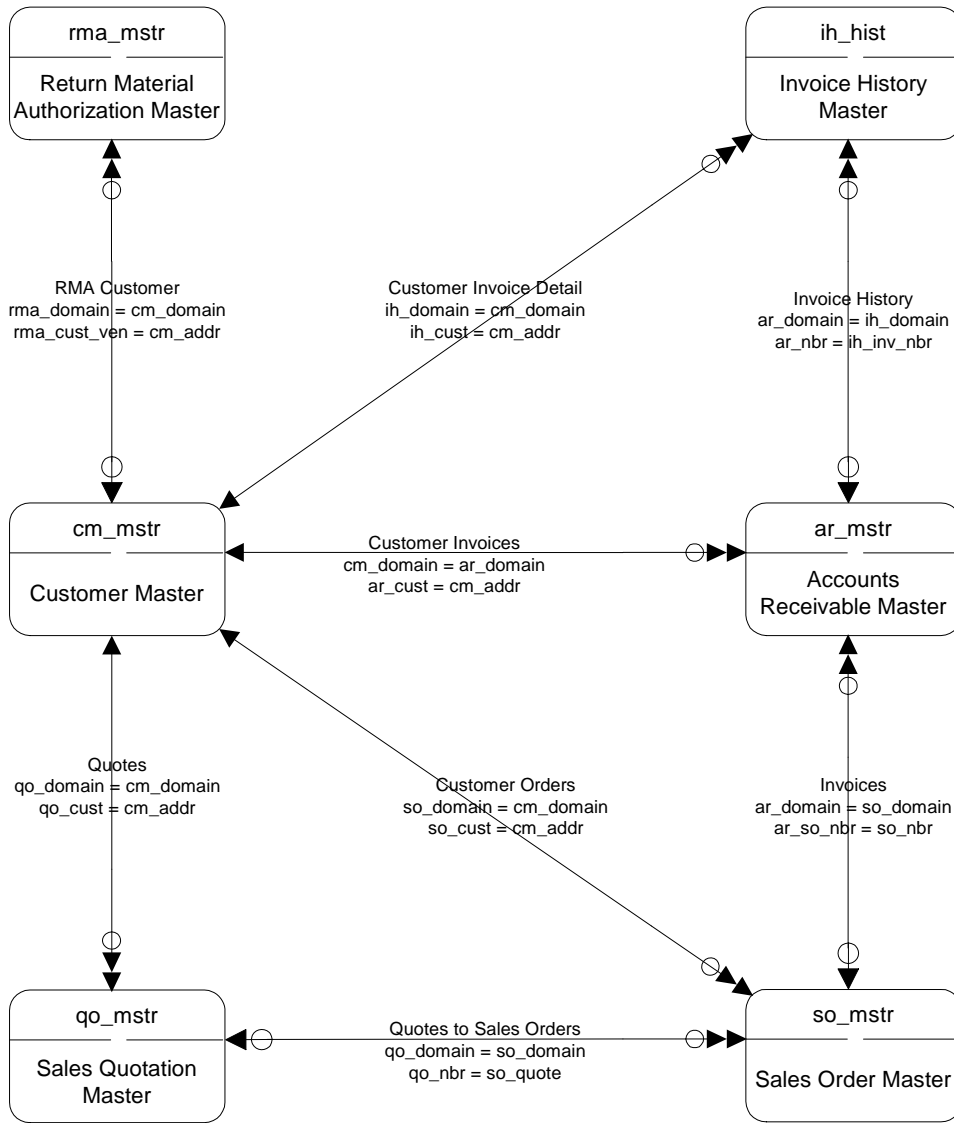
Customers I



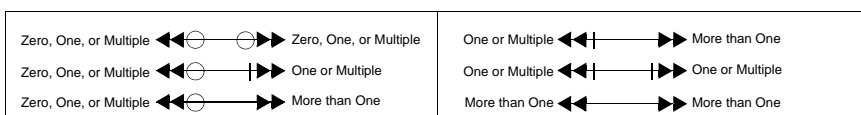
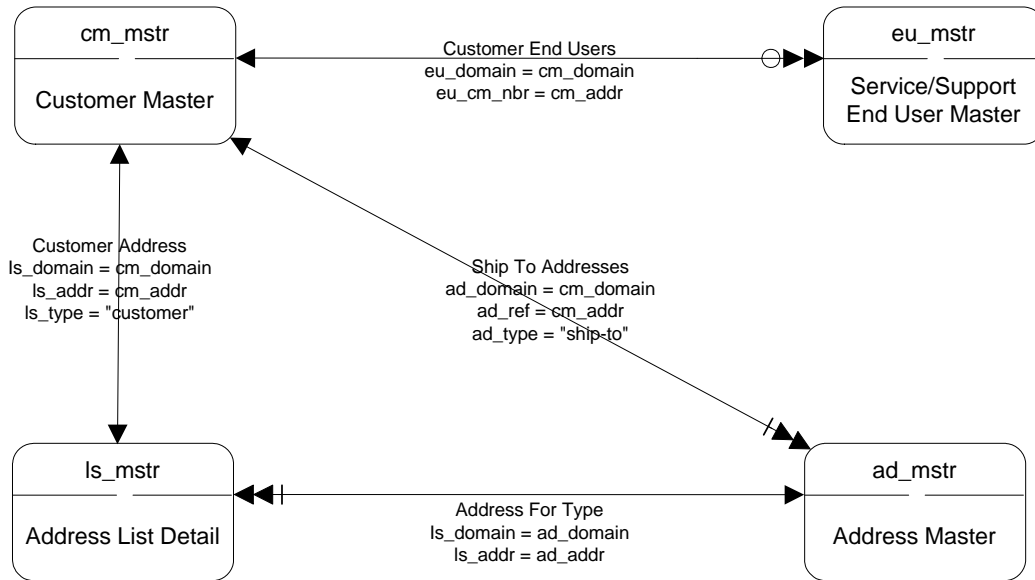
Customers II



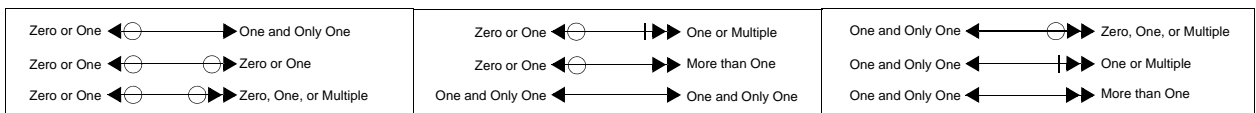
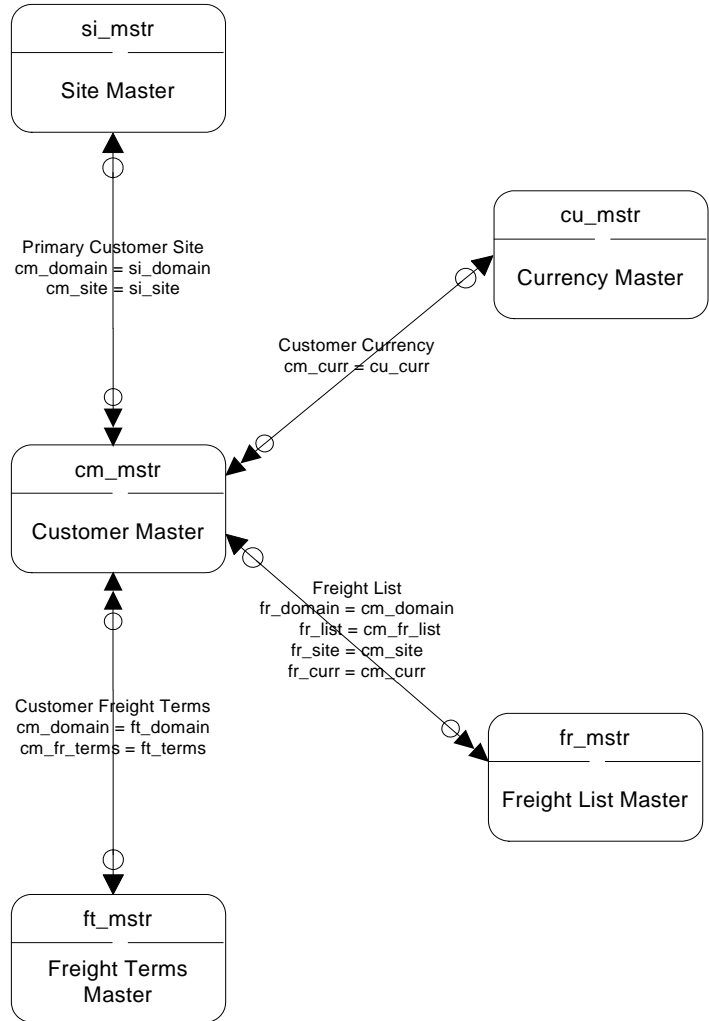
Customers III



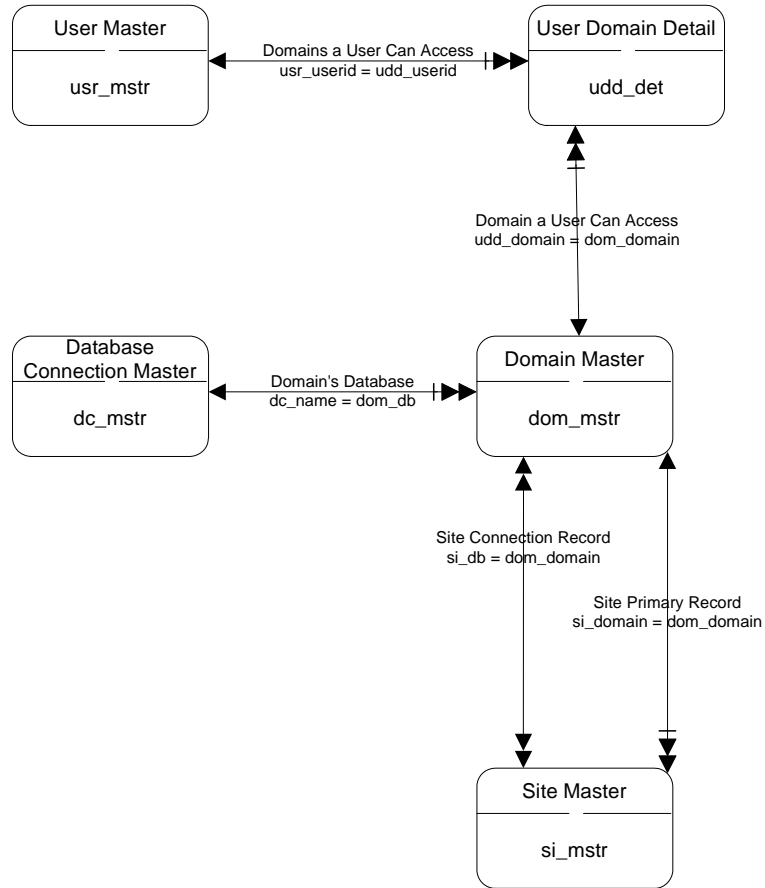
Customers IV



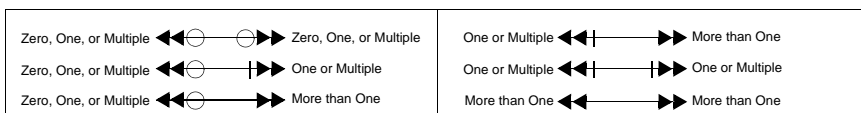
Customers V

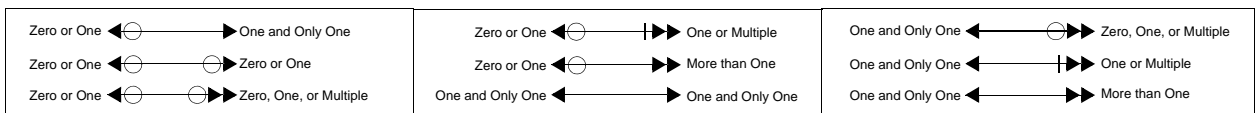
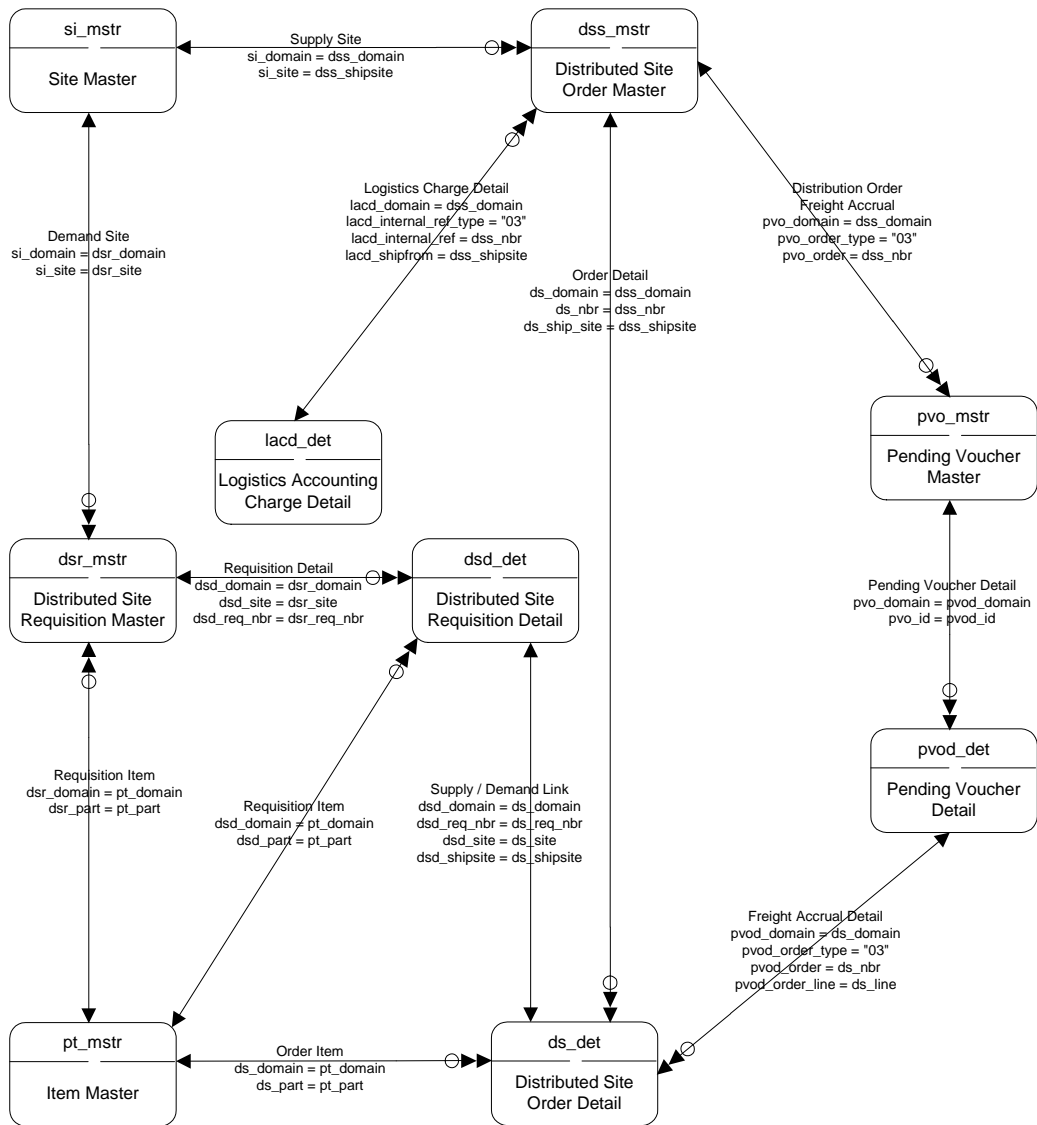


Domain

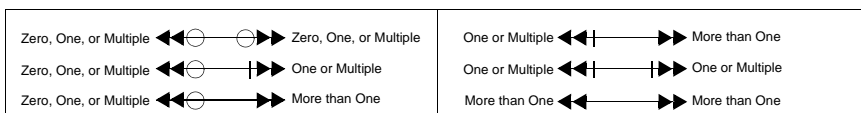
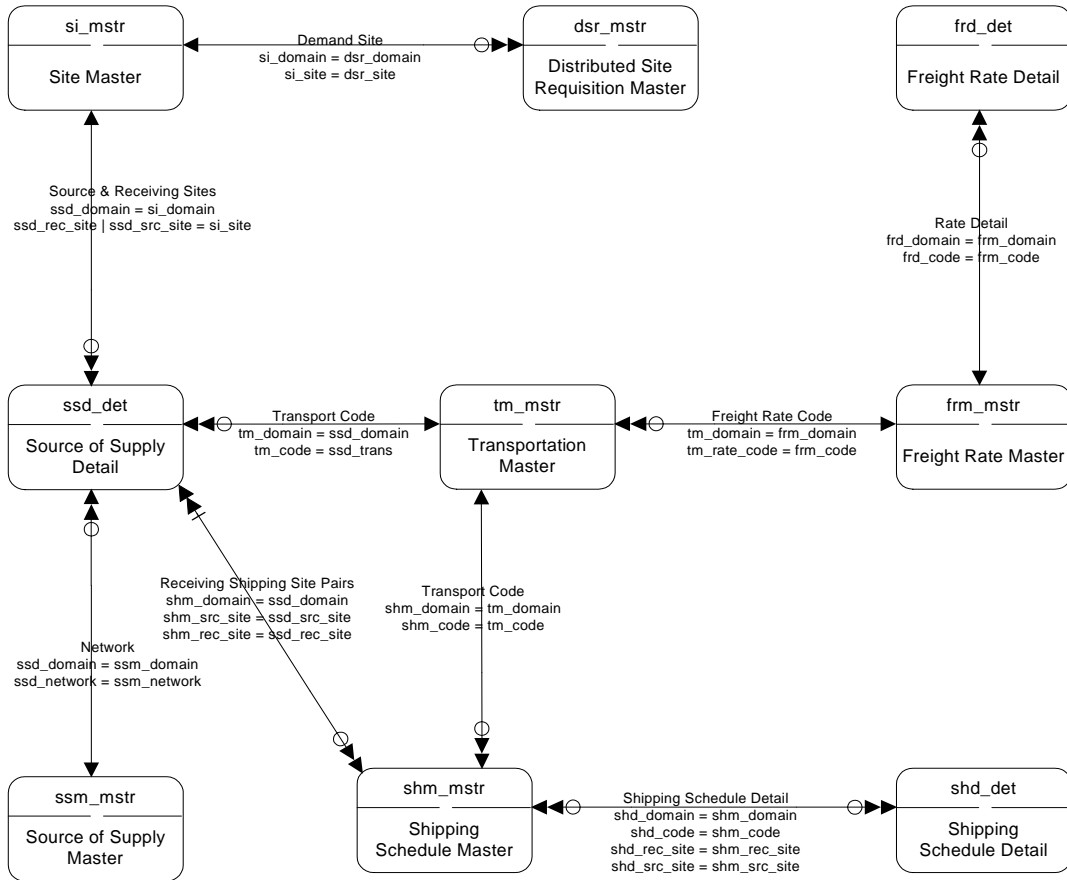


DRP I

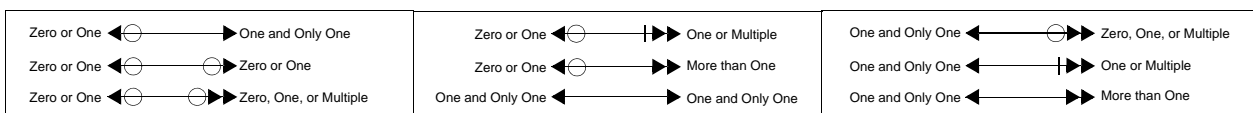
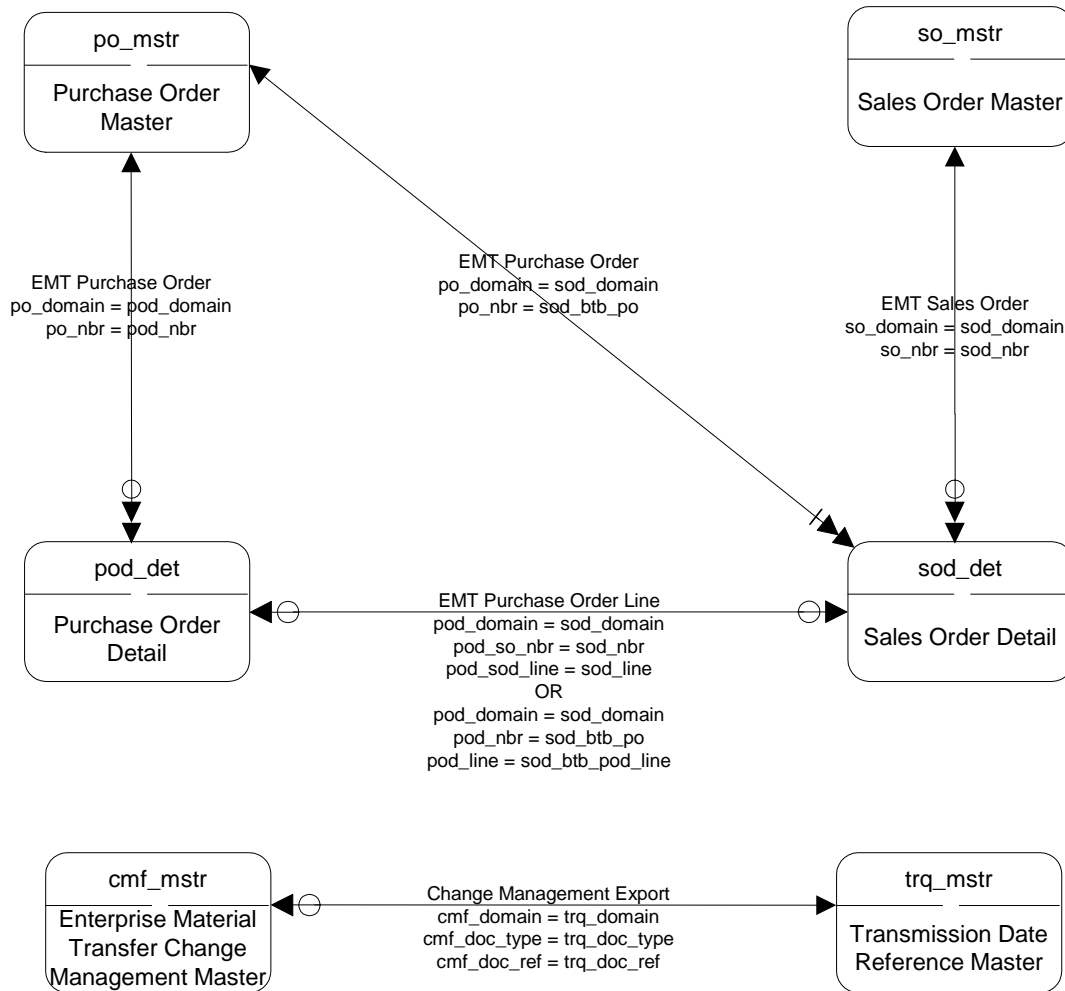




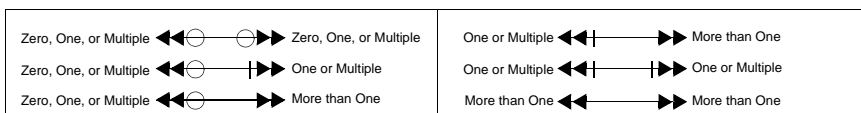
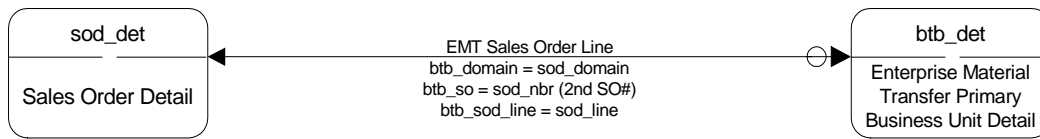
DRP II



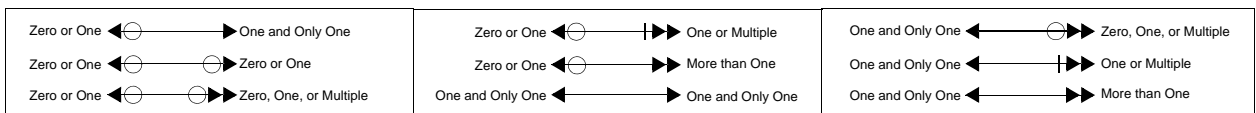
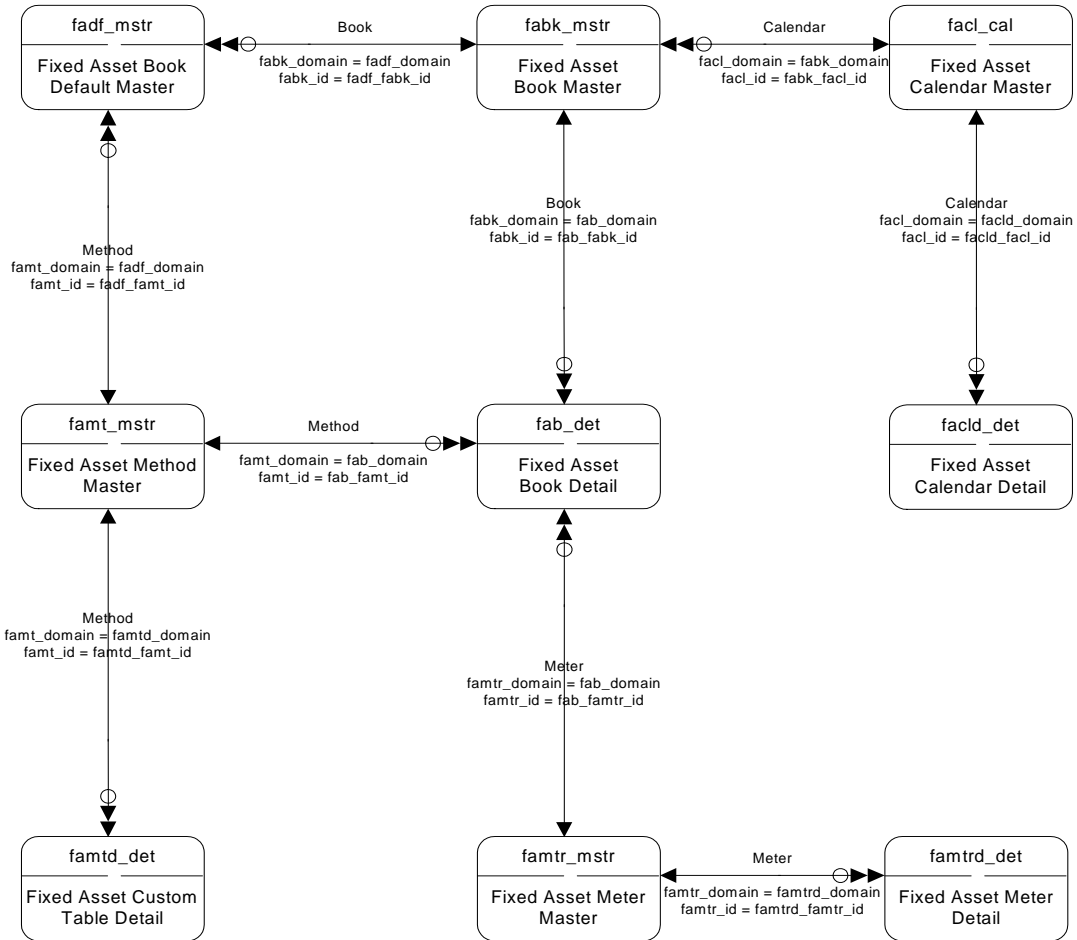
EMT – Primary Business Unit



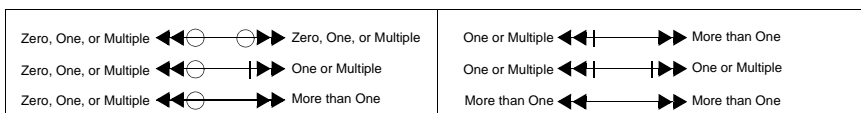
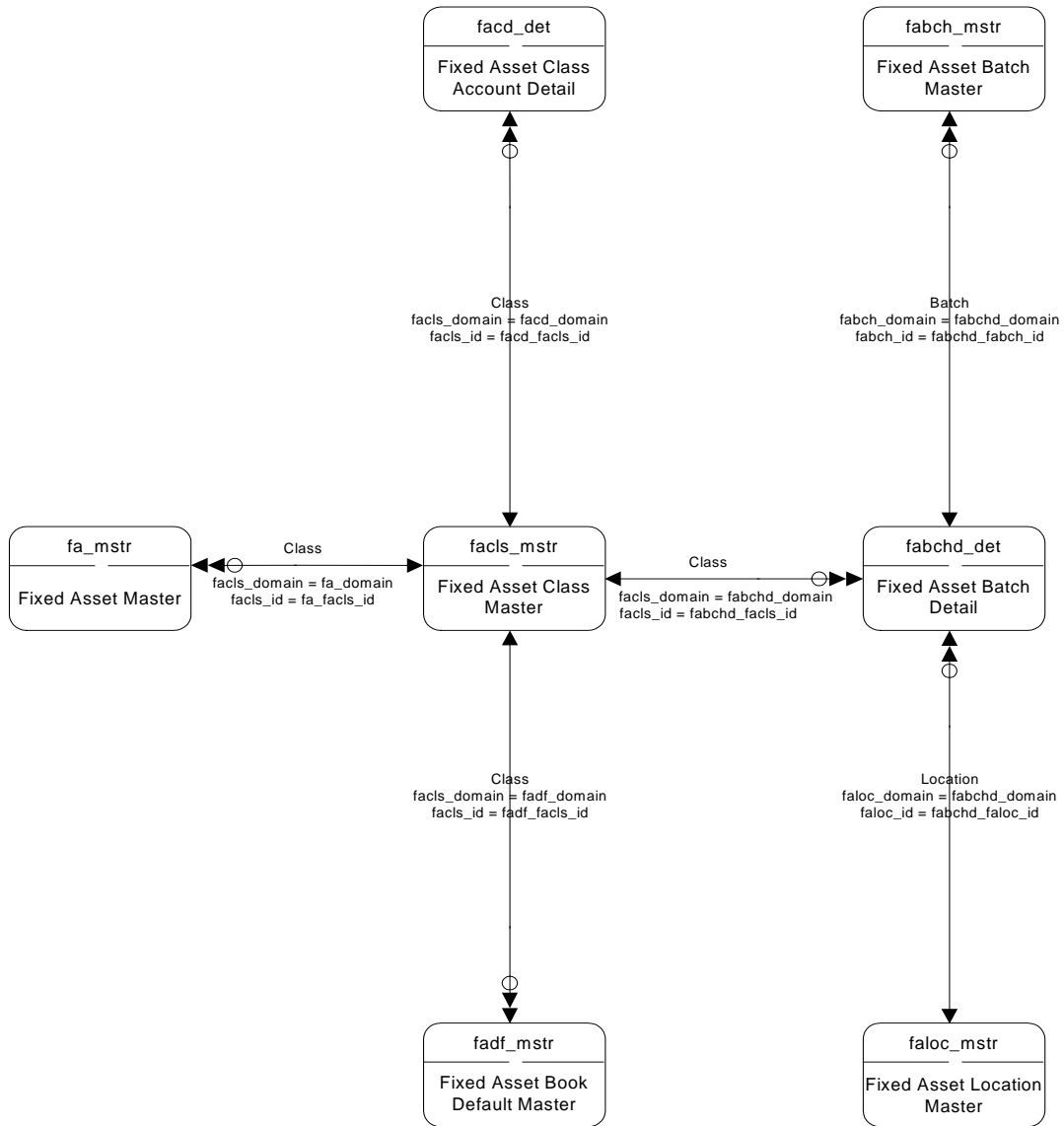
EMT – Secondary Business Unit



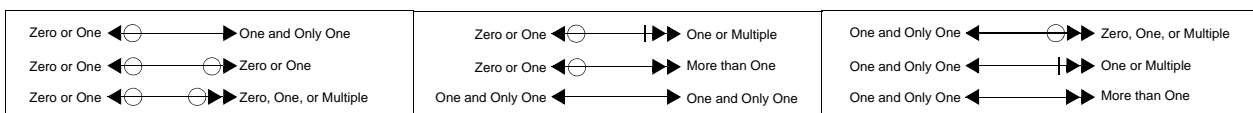
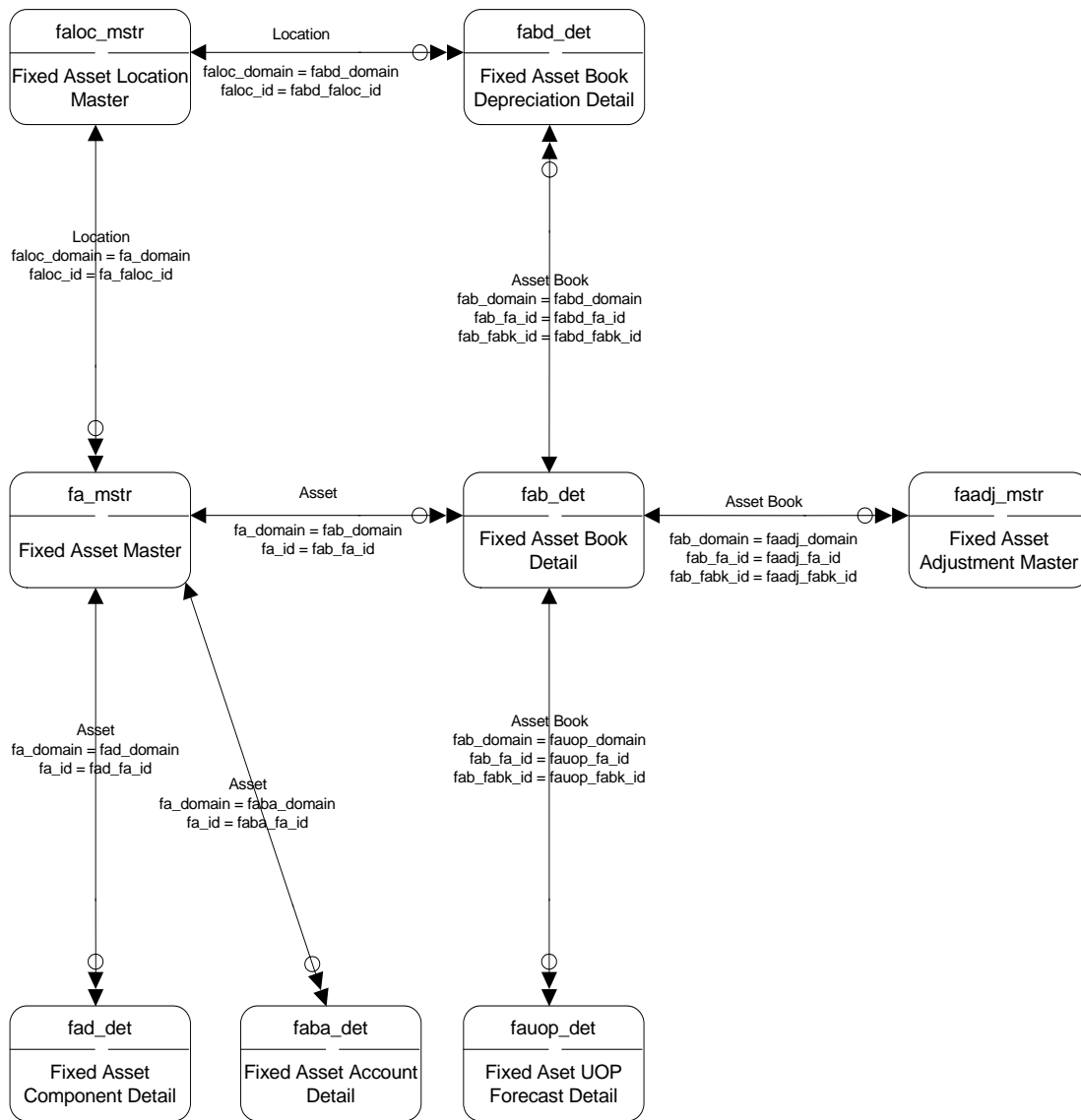
Fixed Assets I



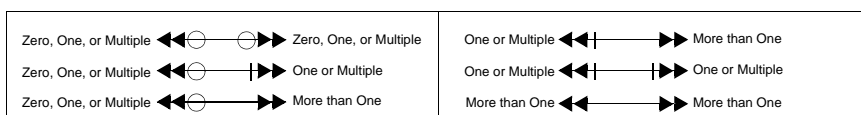
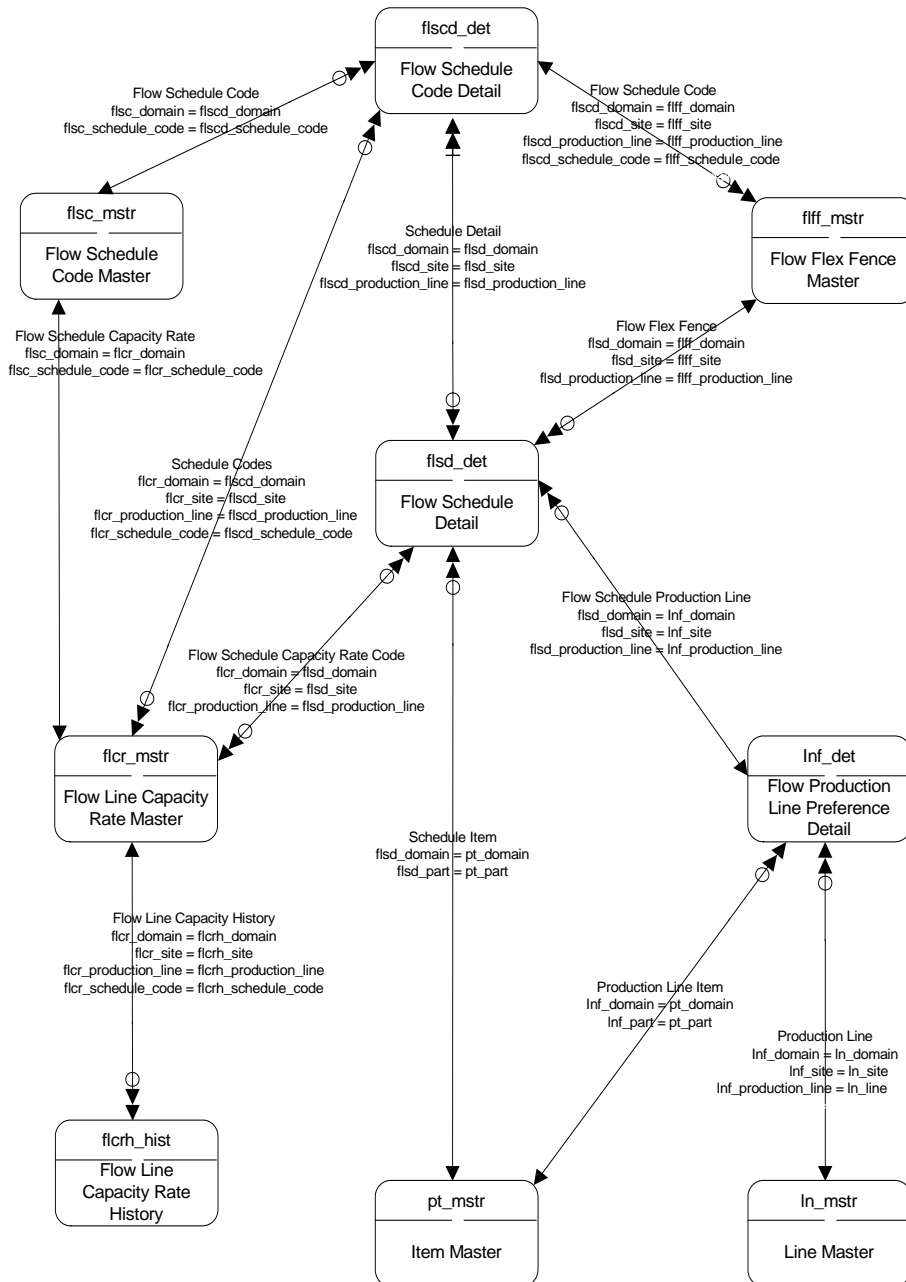
Fixed Assets II



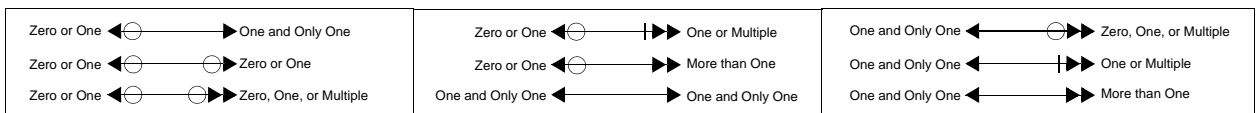
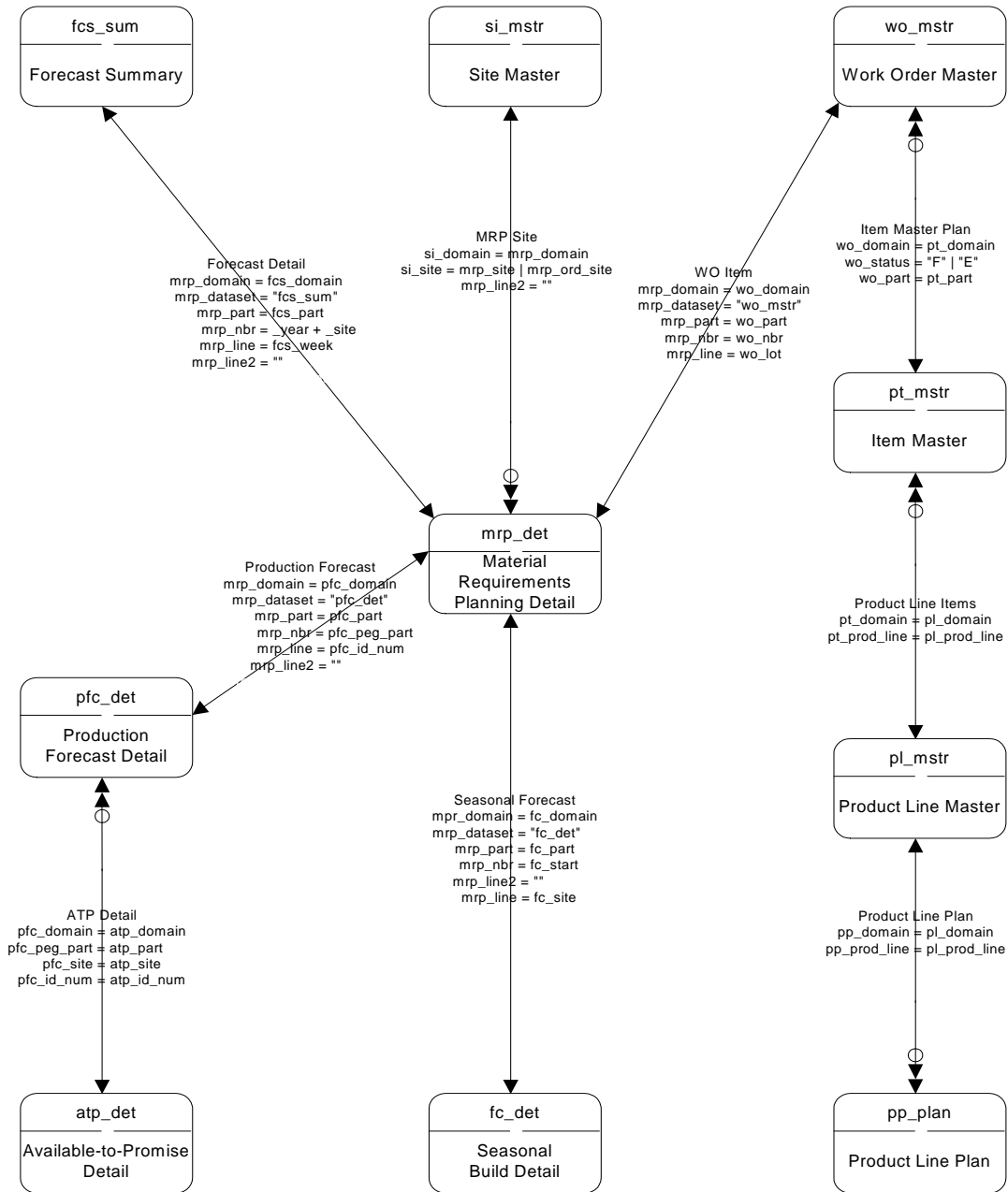
Fixed Assets III



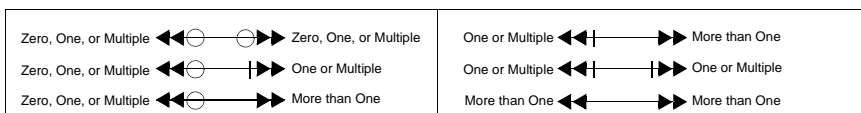
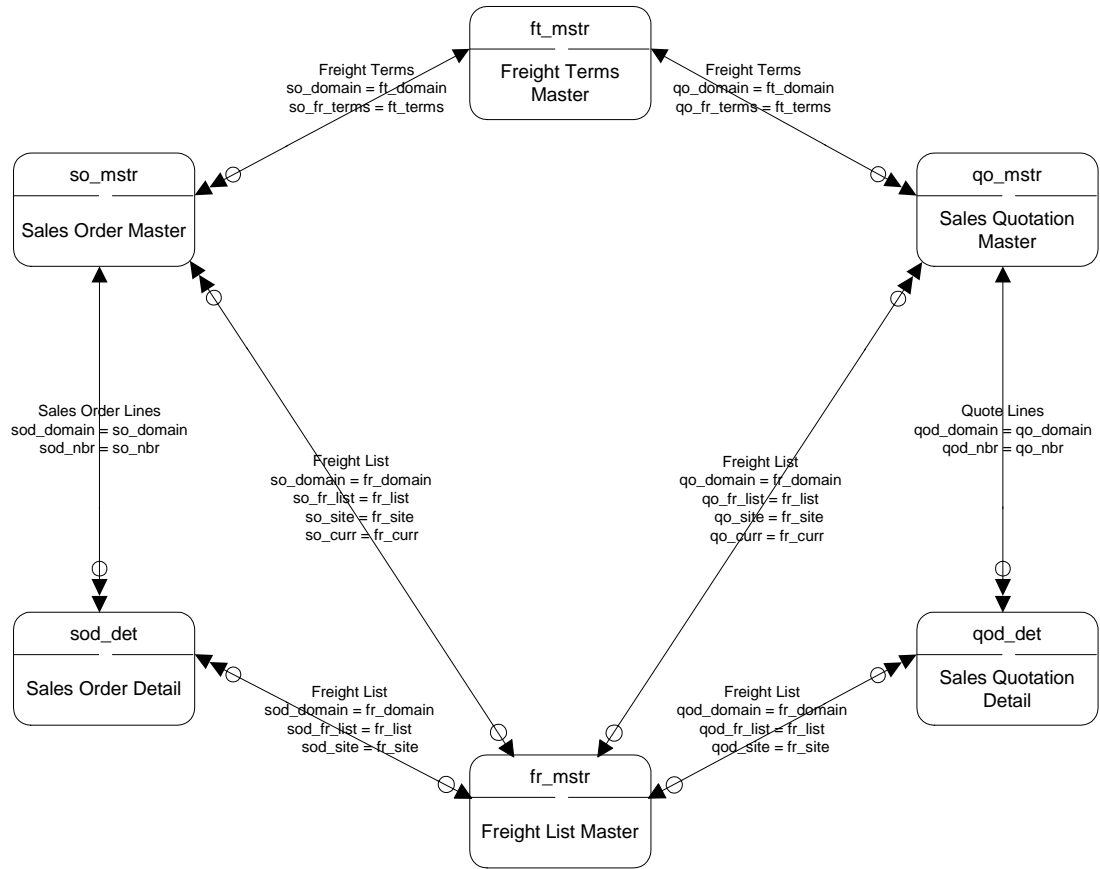
Flow Scheduling



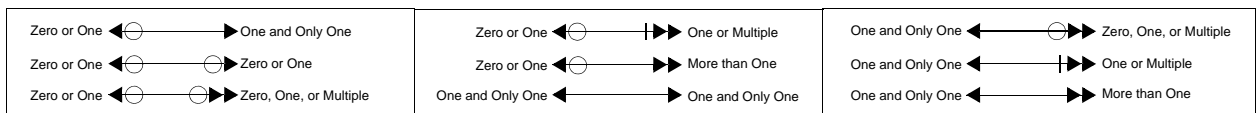
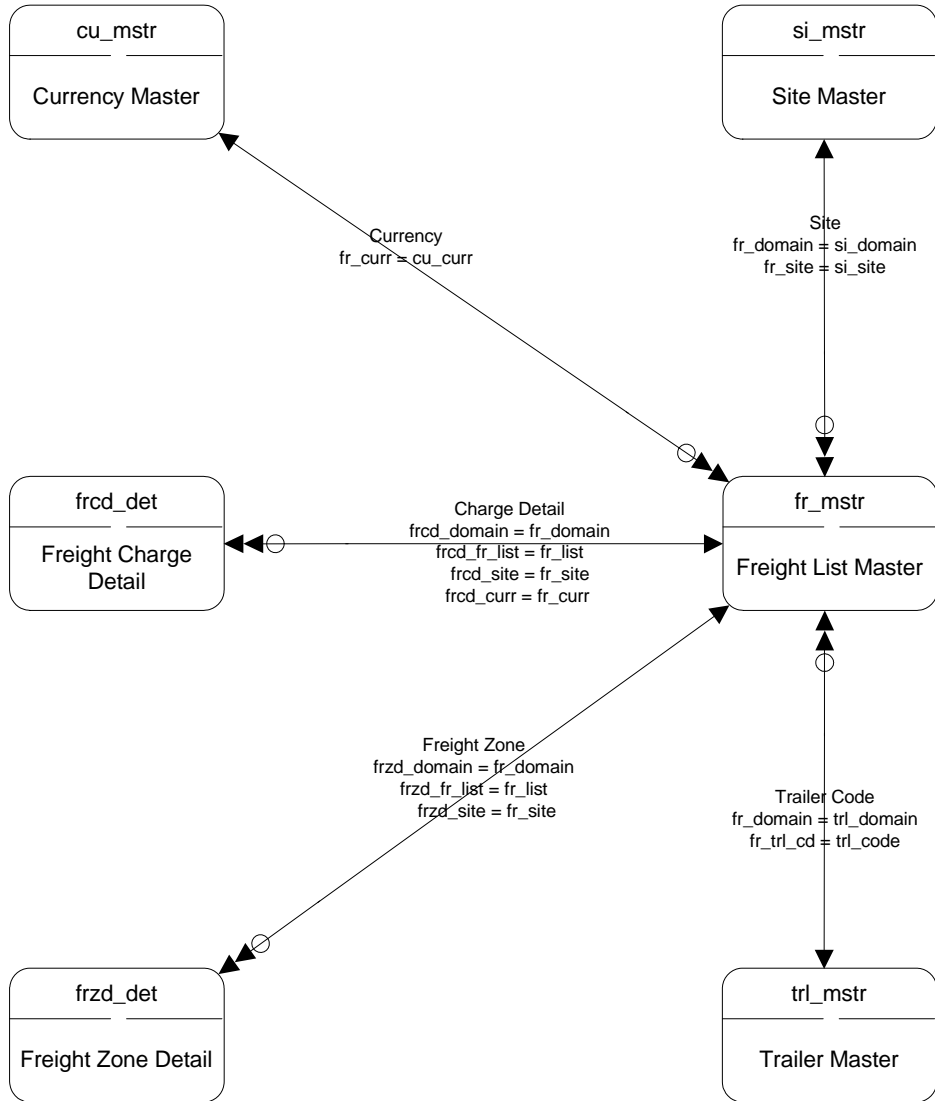
Forecasting/Planning



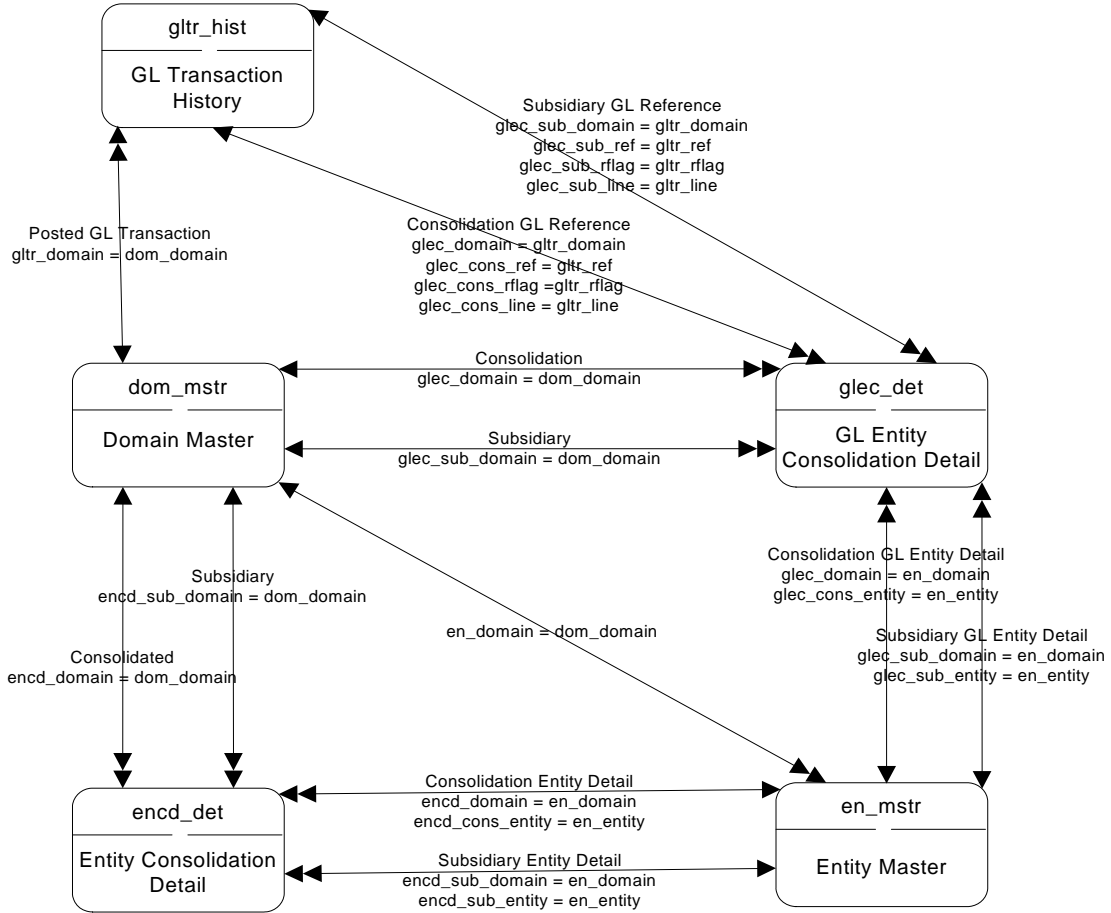
Freight Charges I



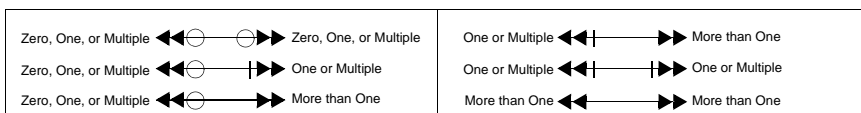
Freight Charges II



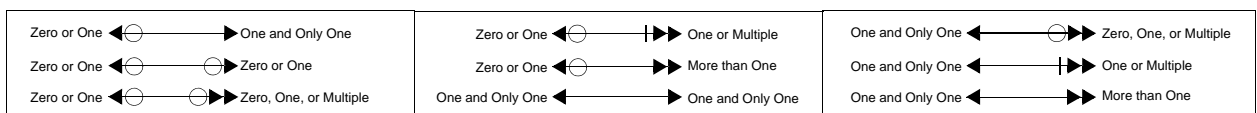
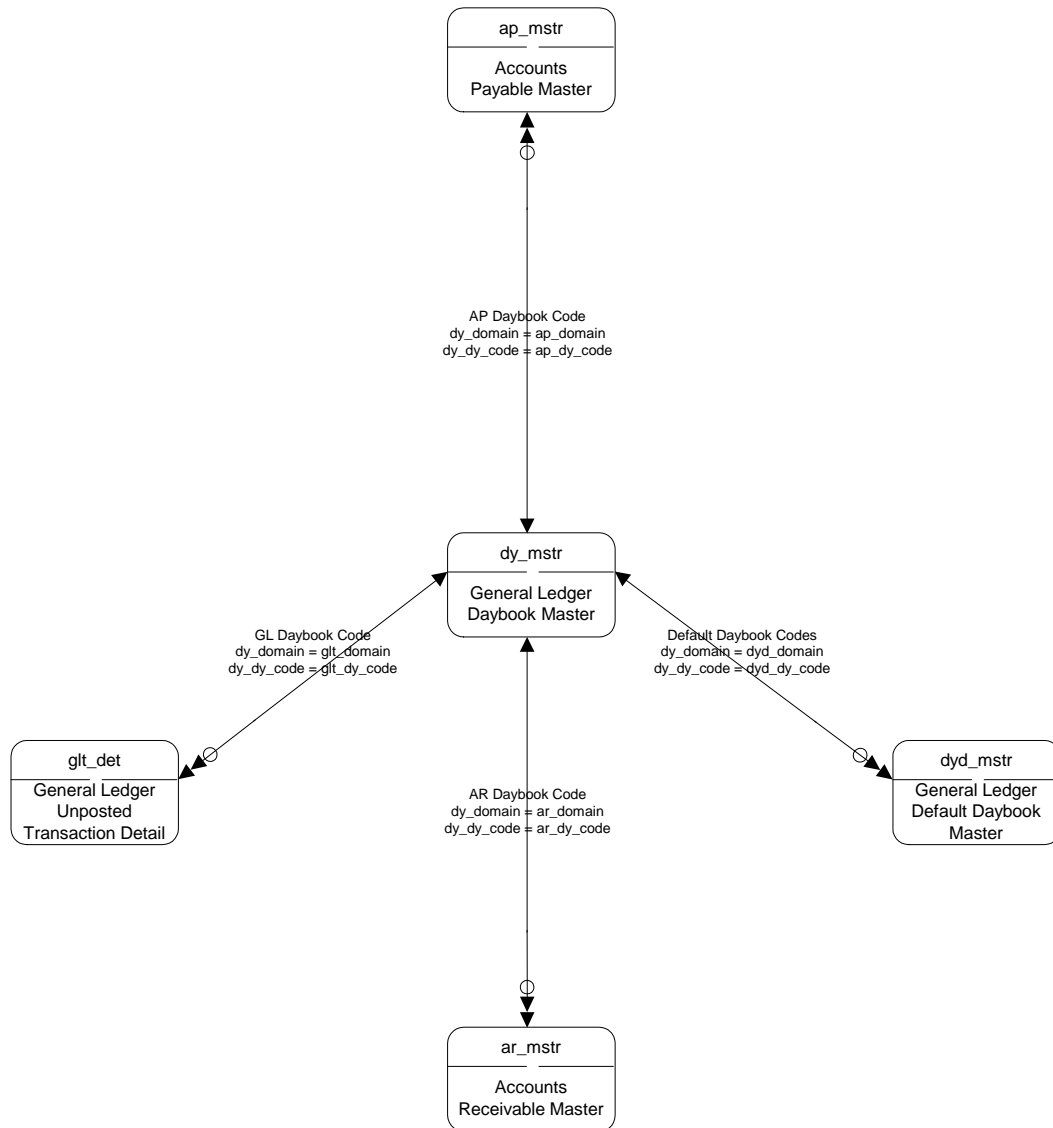
General Ledger Consolidation



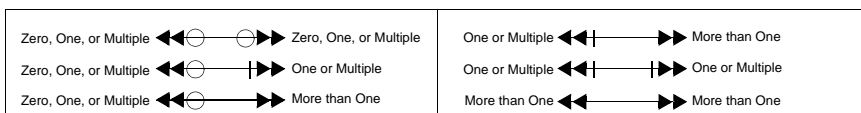
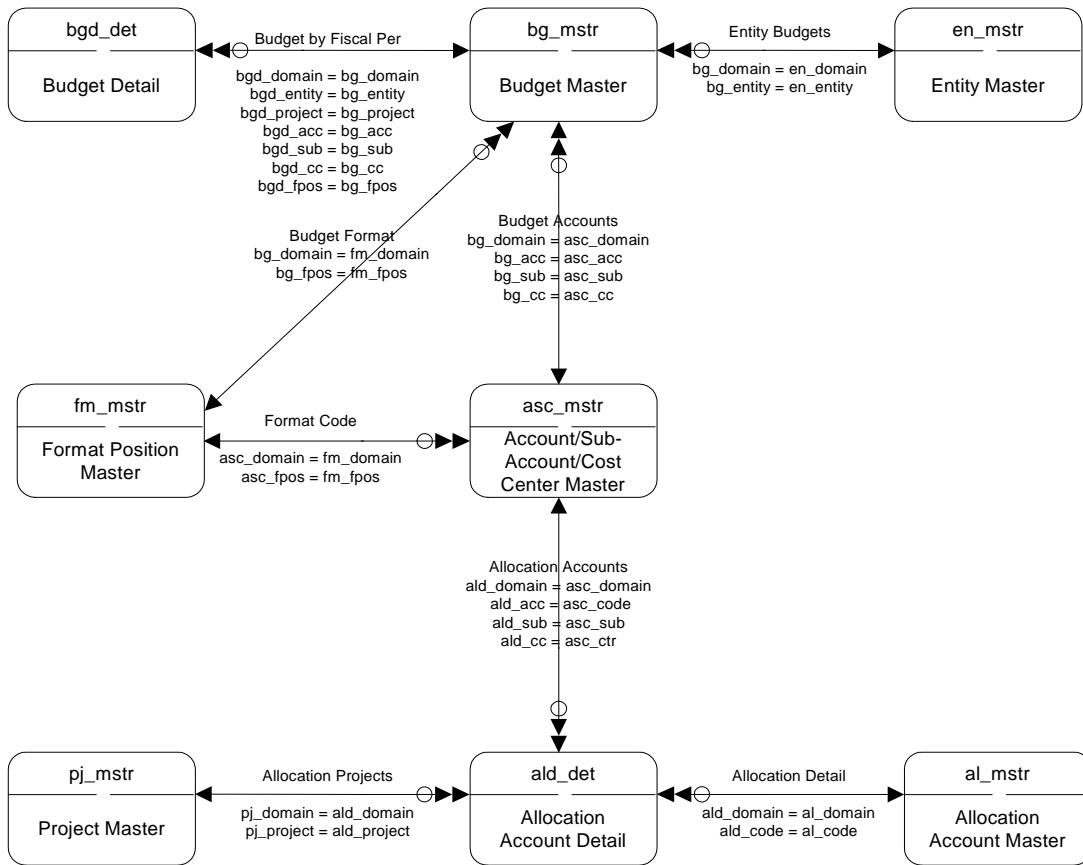
General Ledger Daybooks



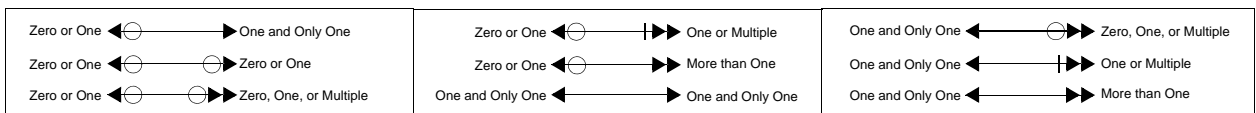
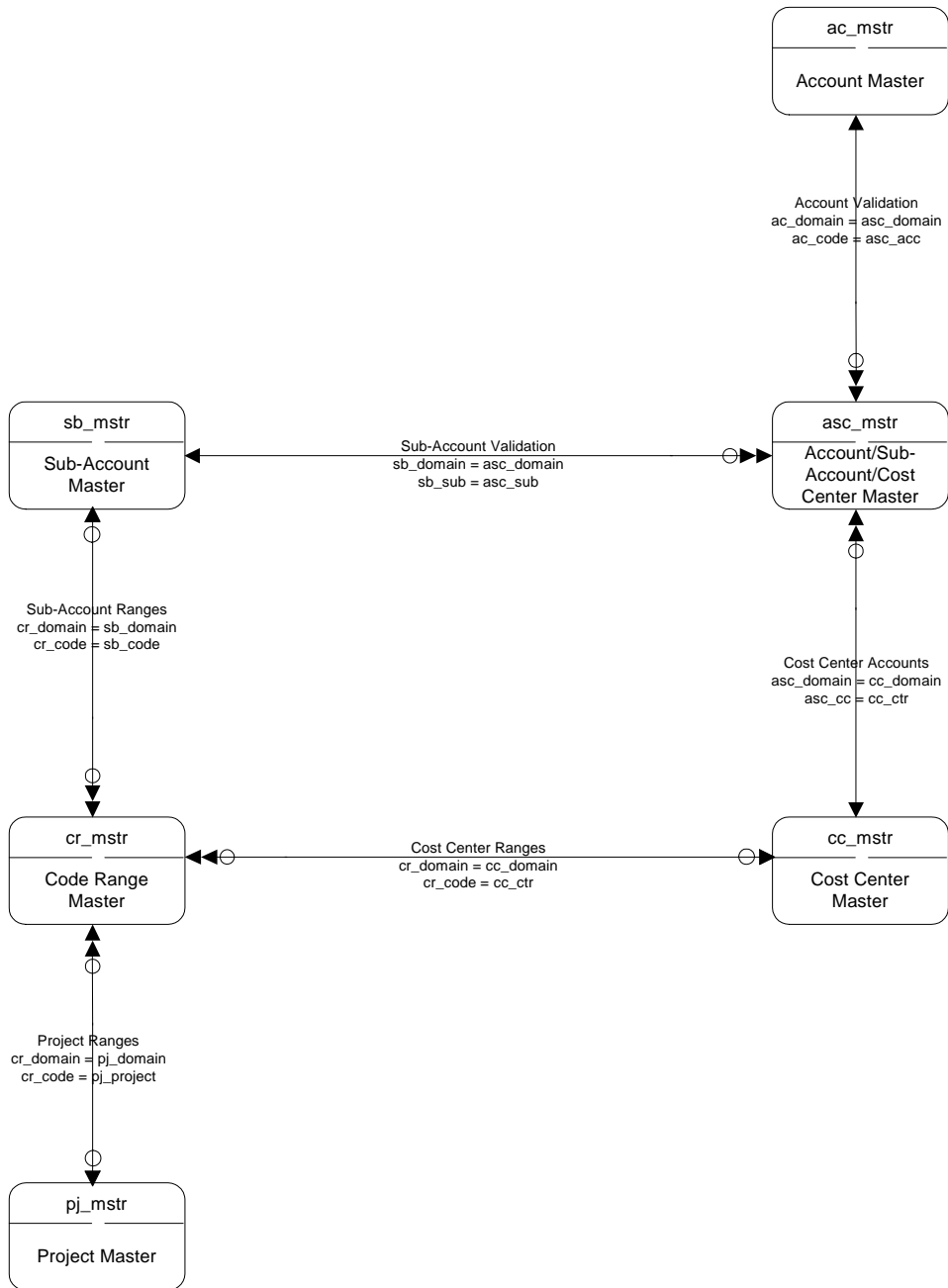
42 Entity Diagrams



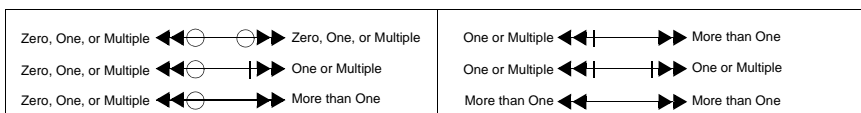
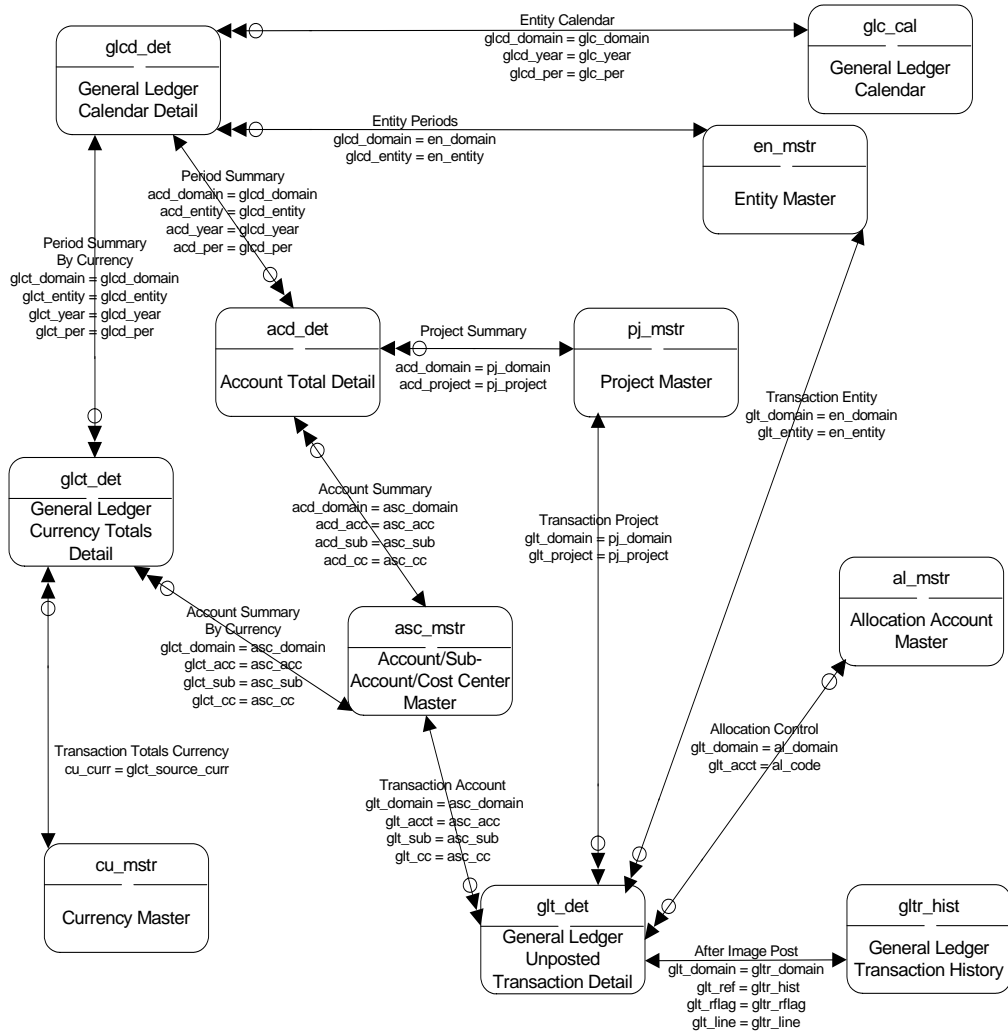
General Ledger Master I



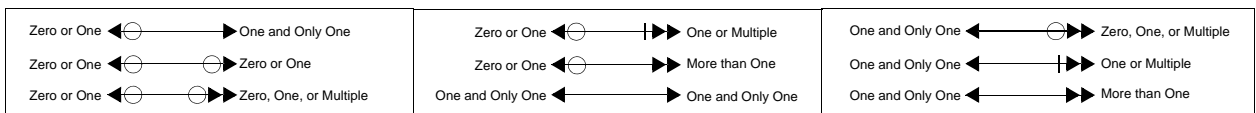
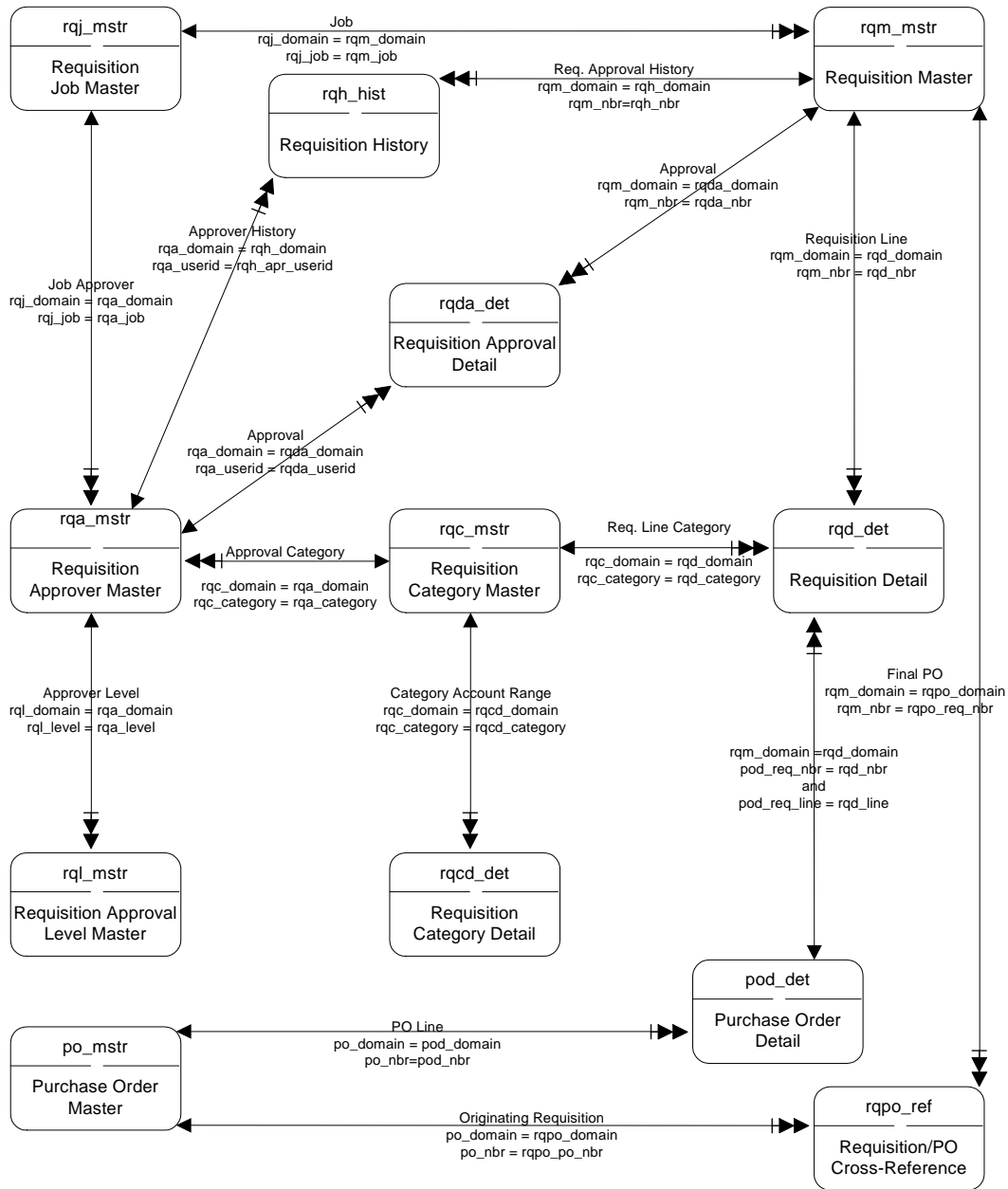
General Ledger Master II



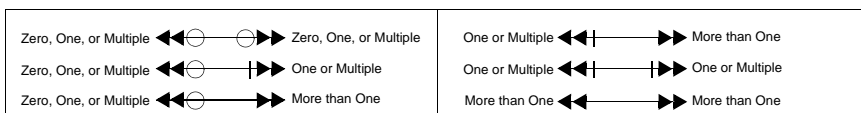
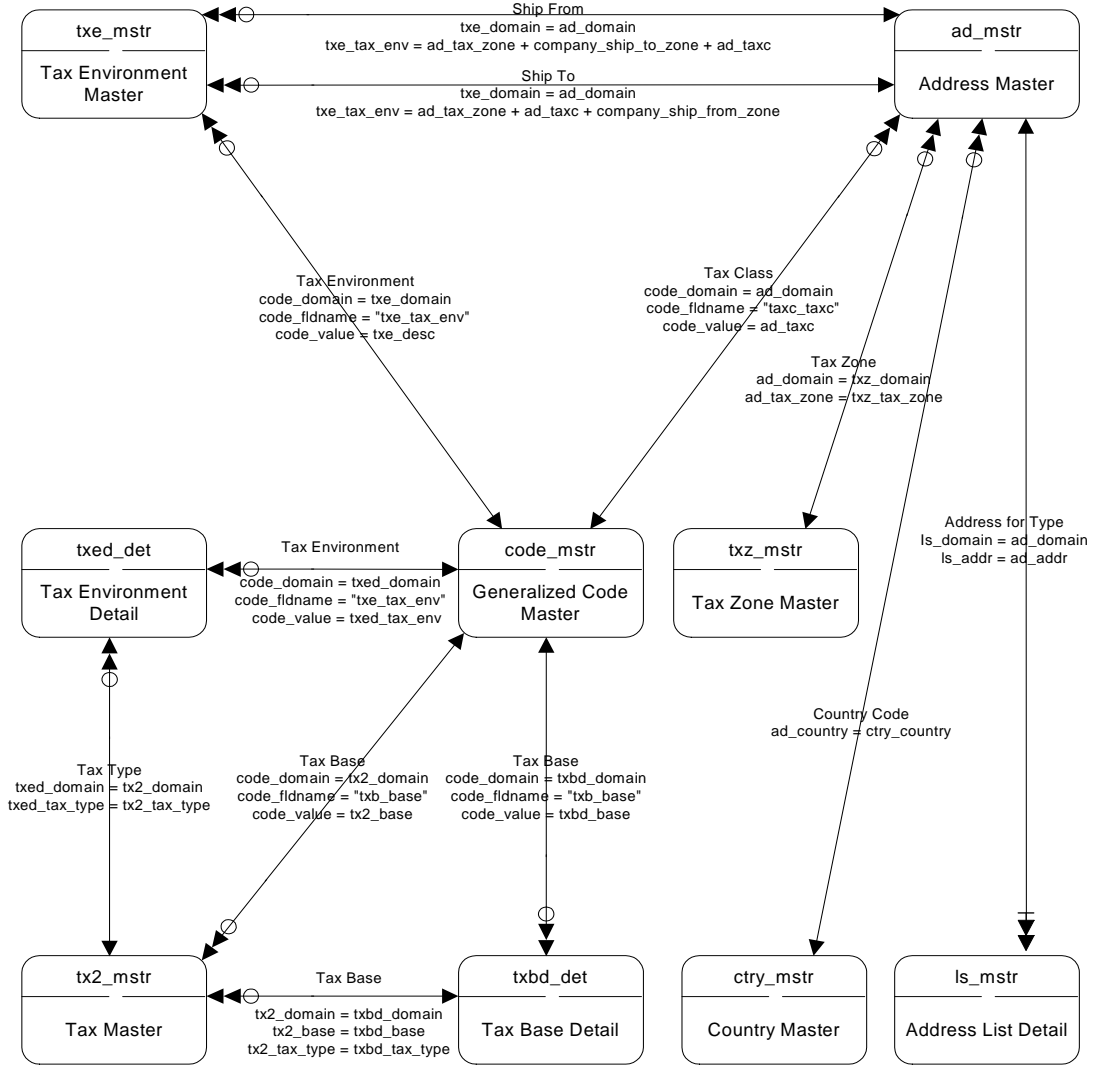
General Ledger Transactions



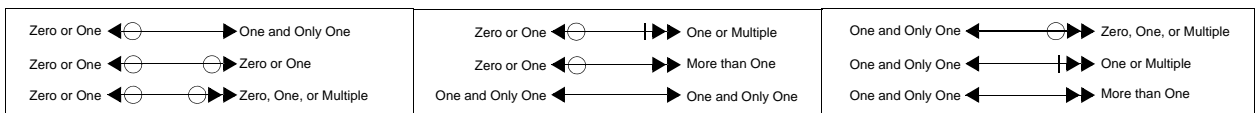
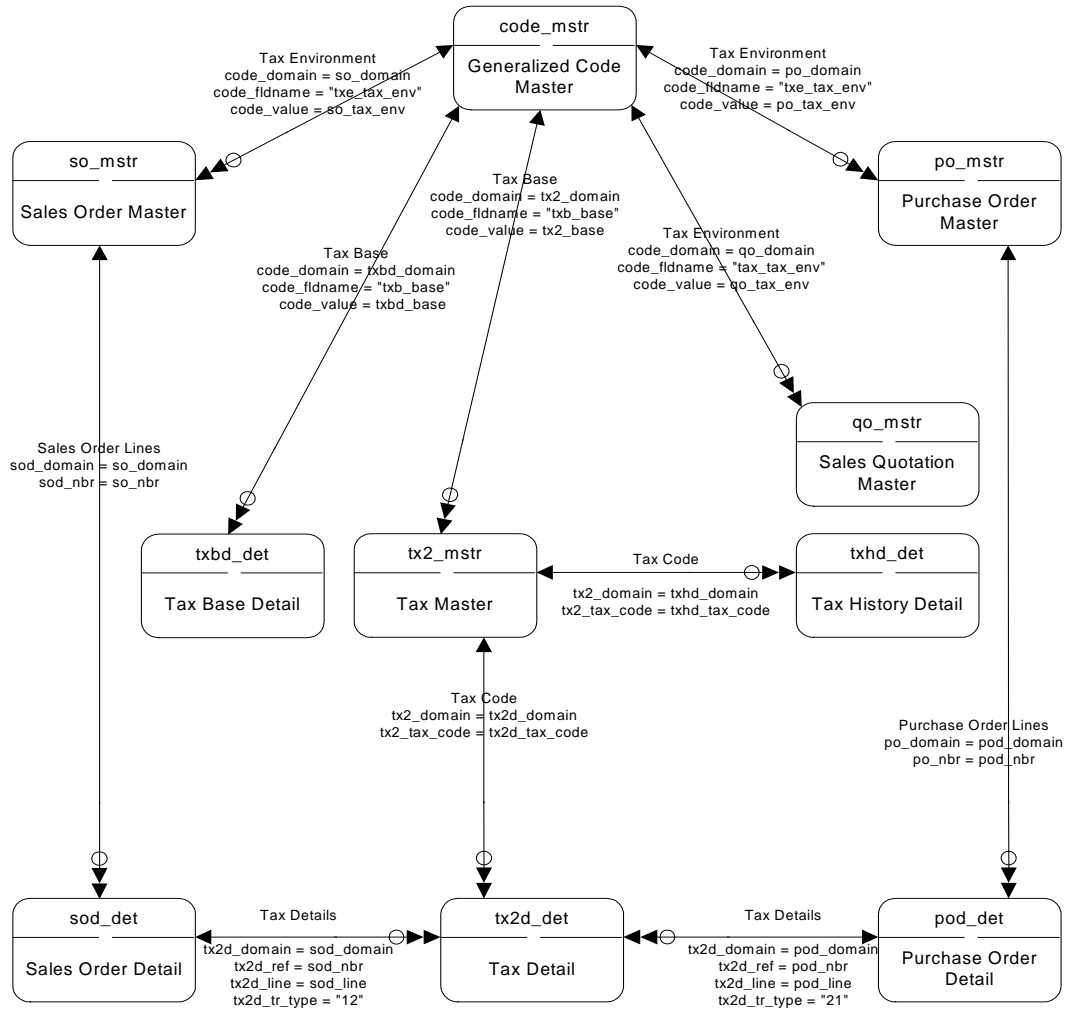
Global Requisition System



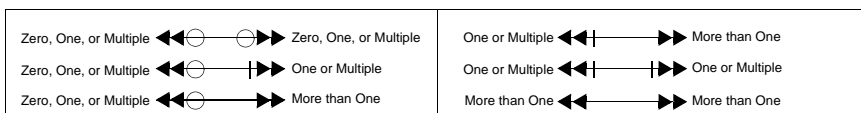
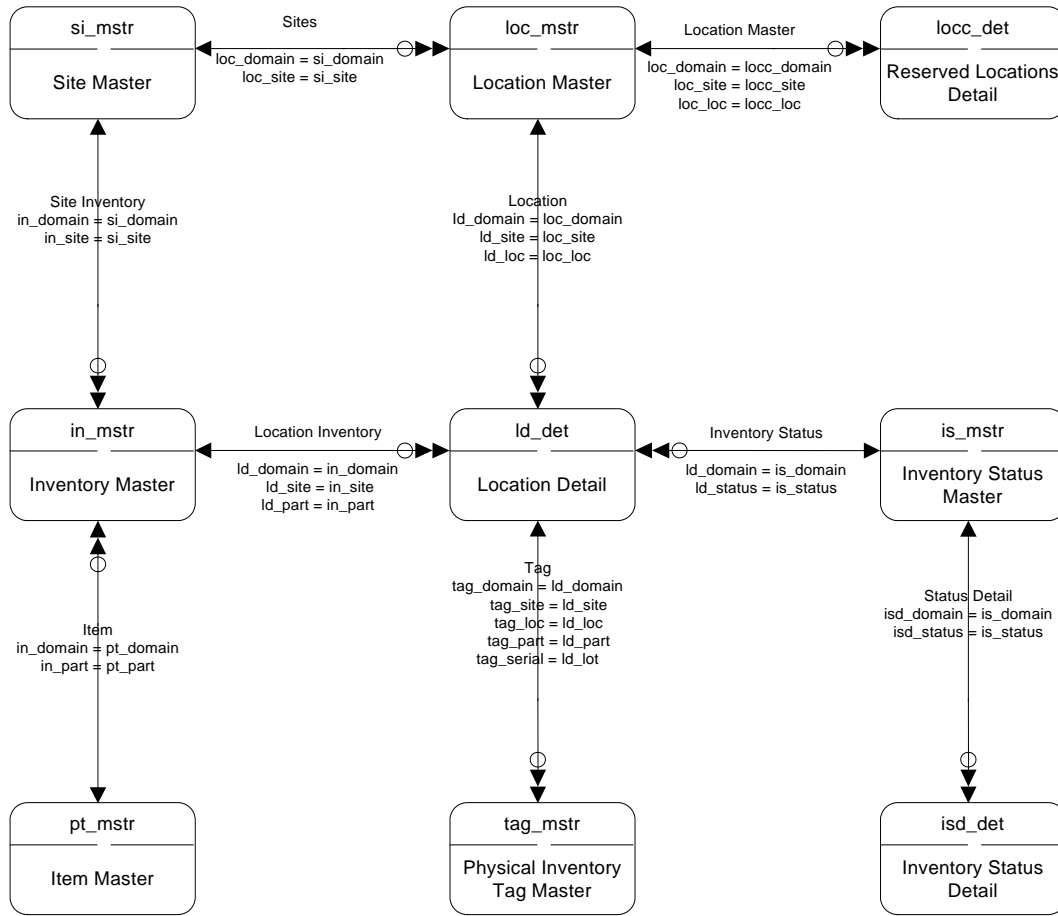
GTM Master Data



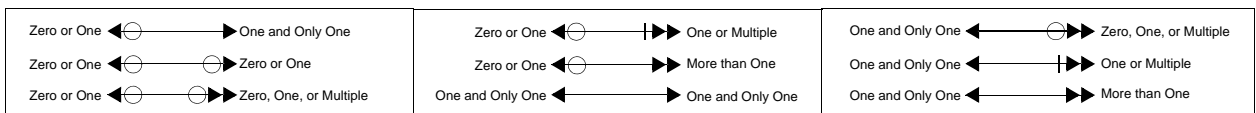
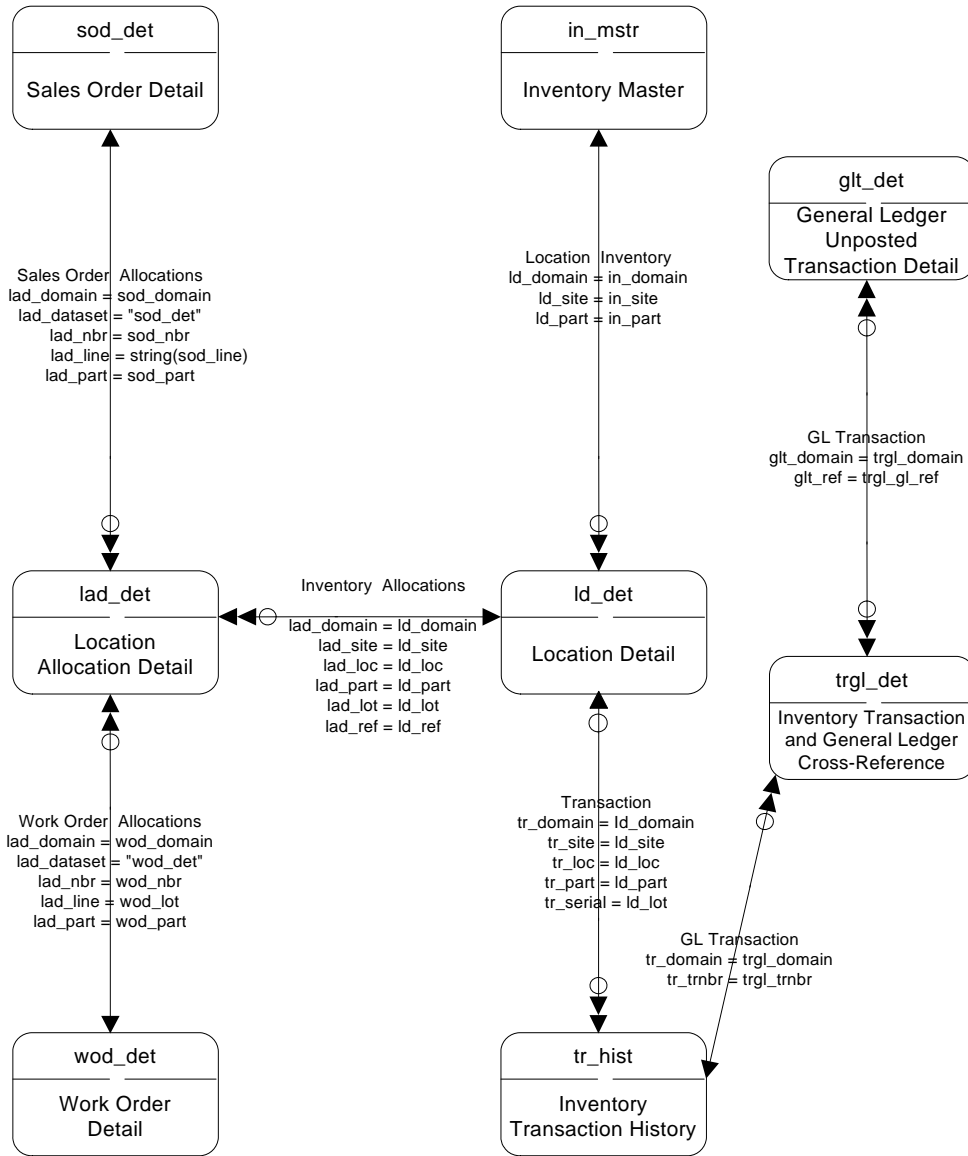
GTM Transactions



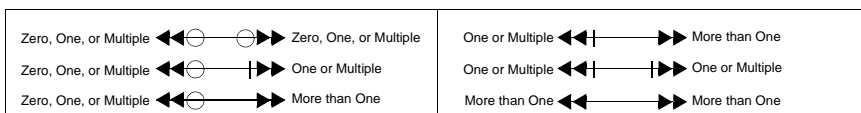
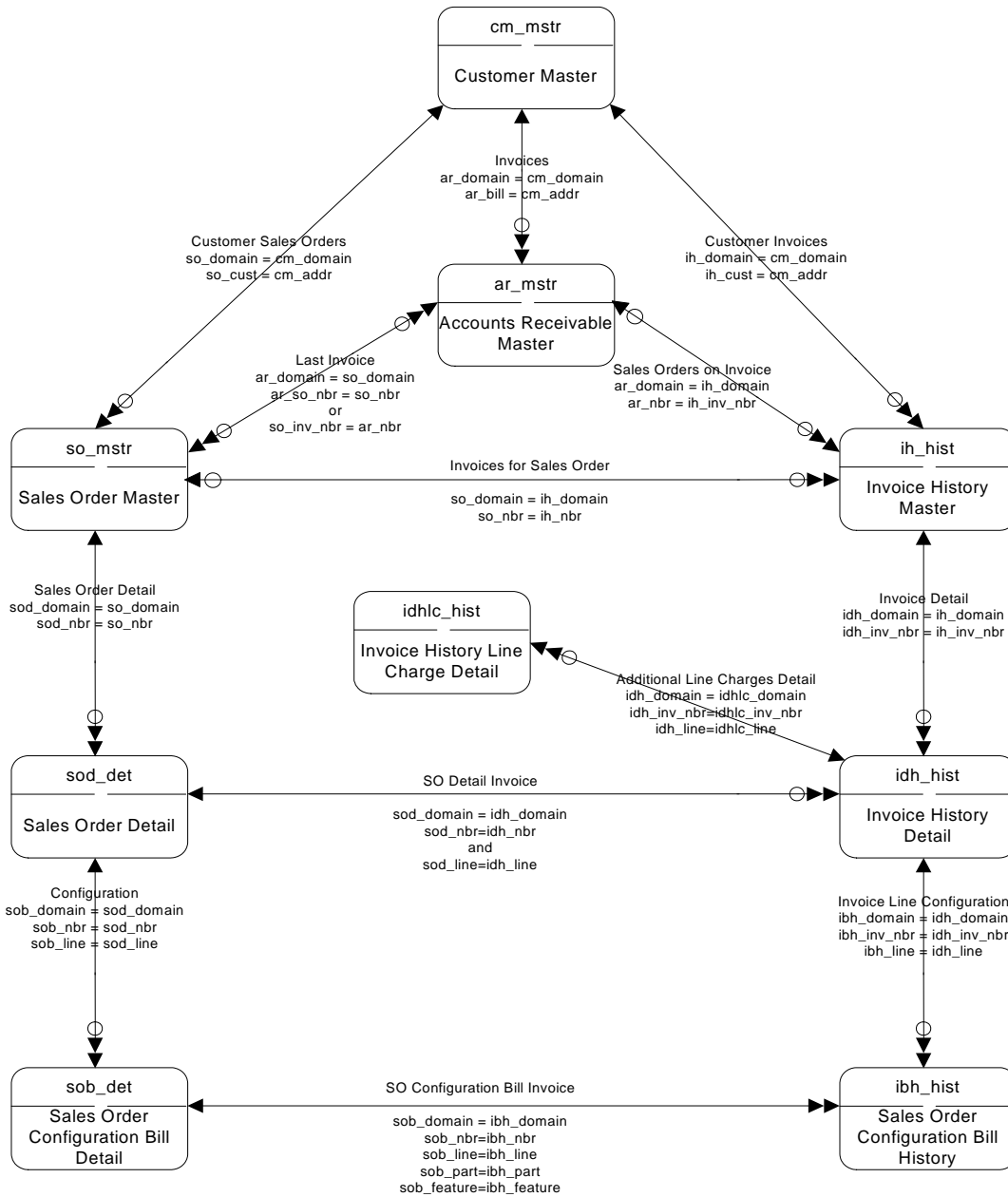
Inventory I



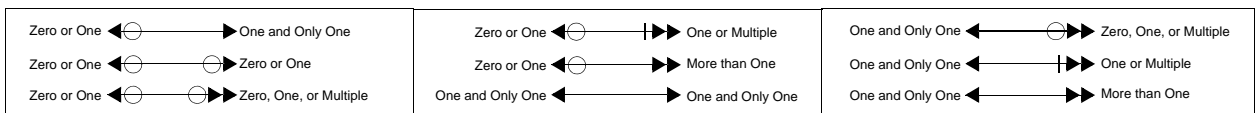
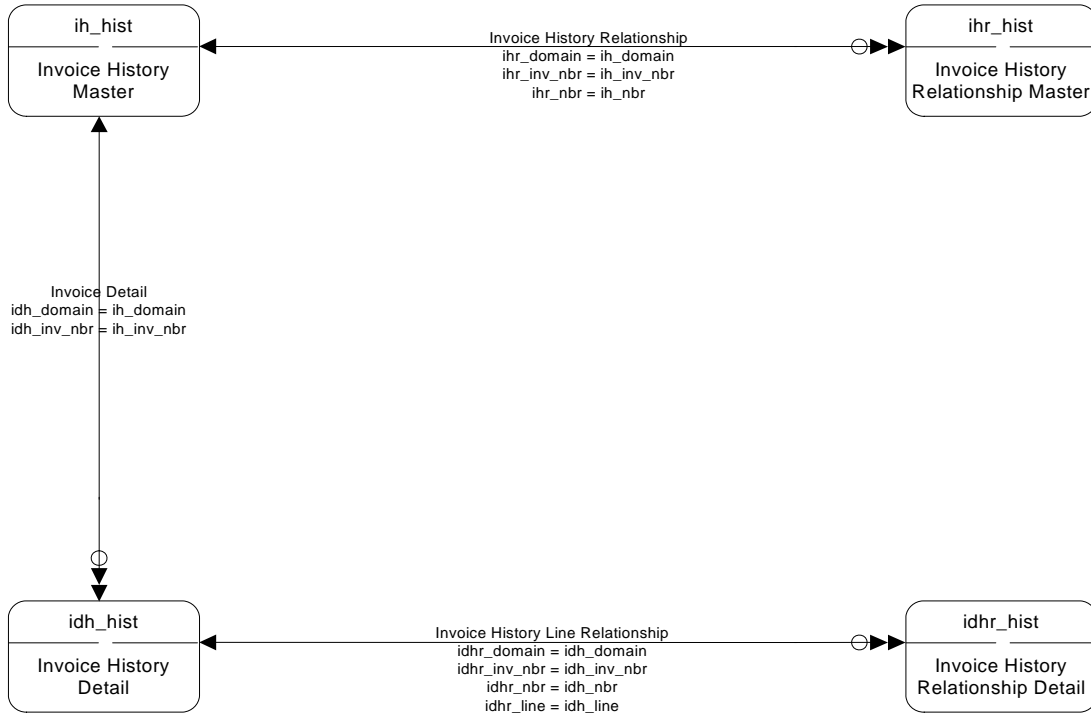
Inventory II



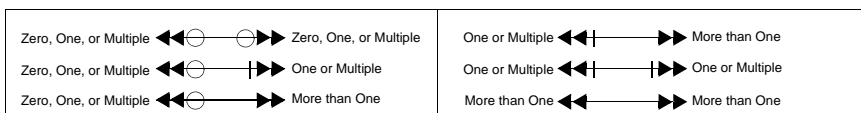
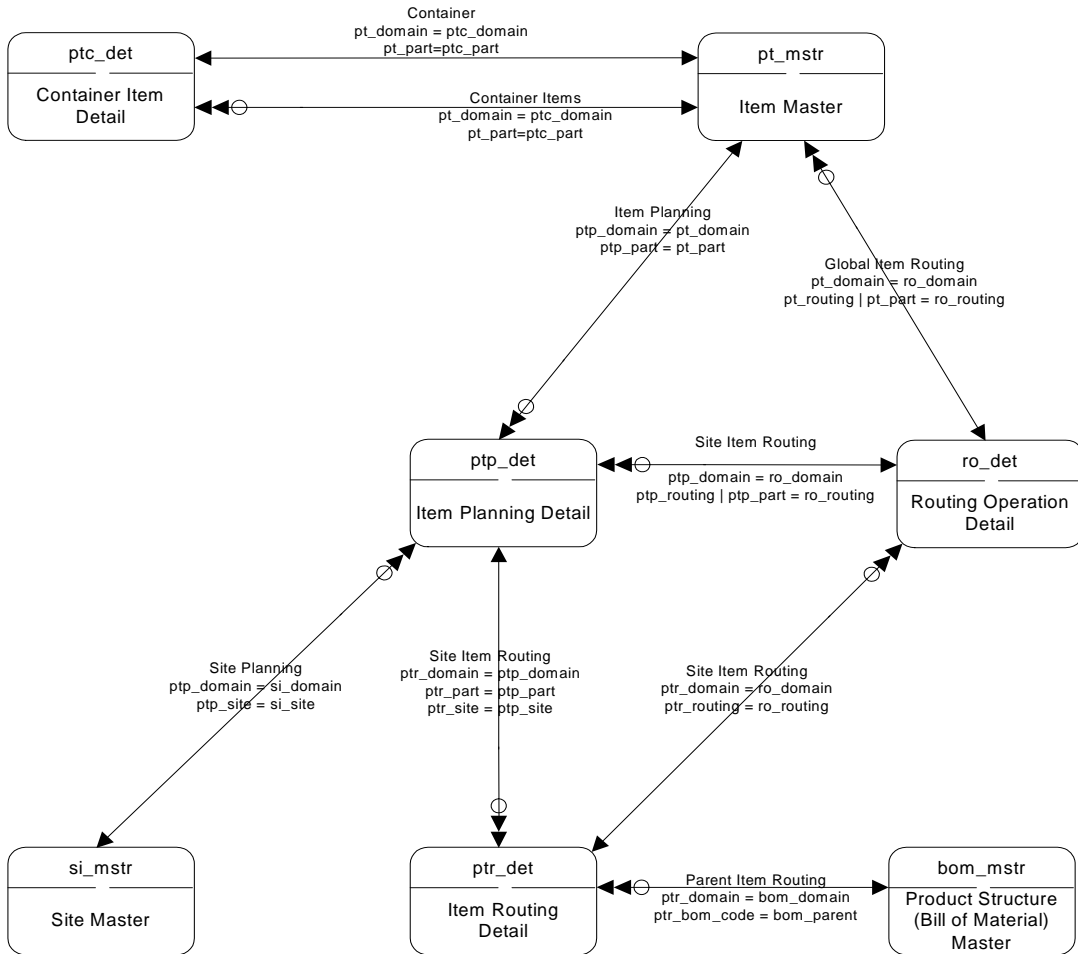
Invoice History I



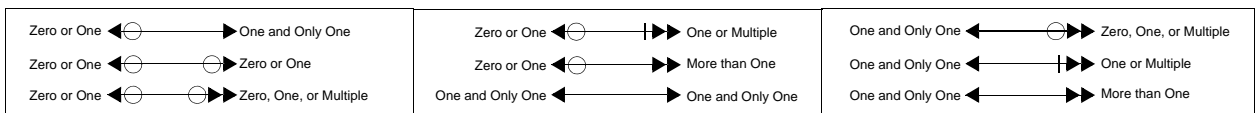
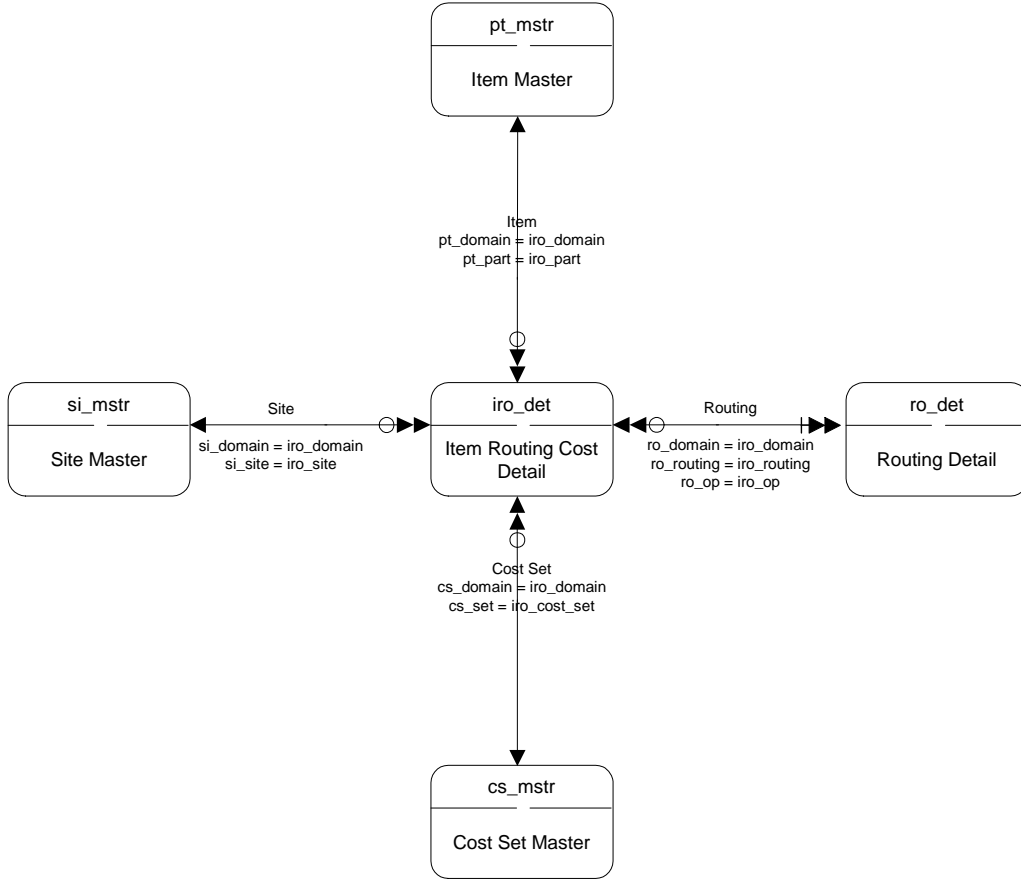
Invoice History II



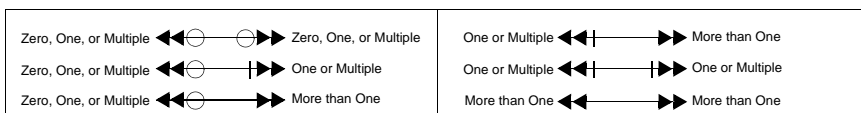
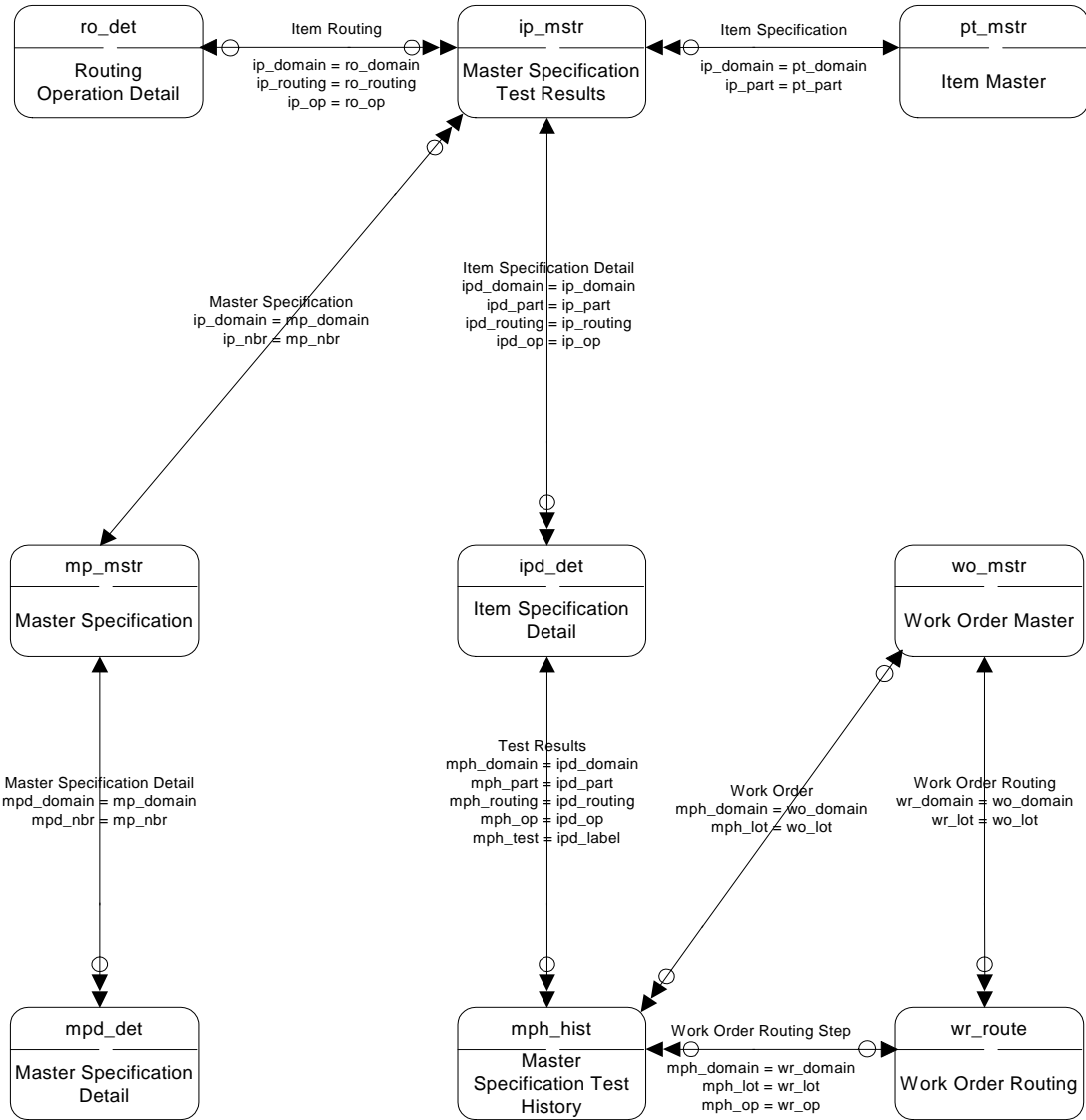
Item Routing I



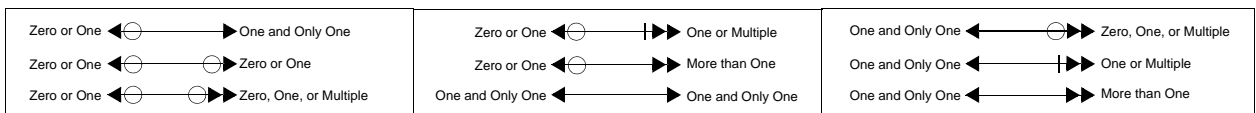
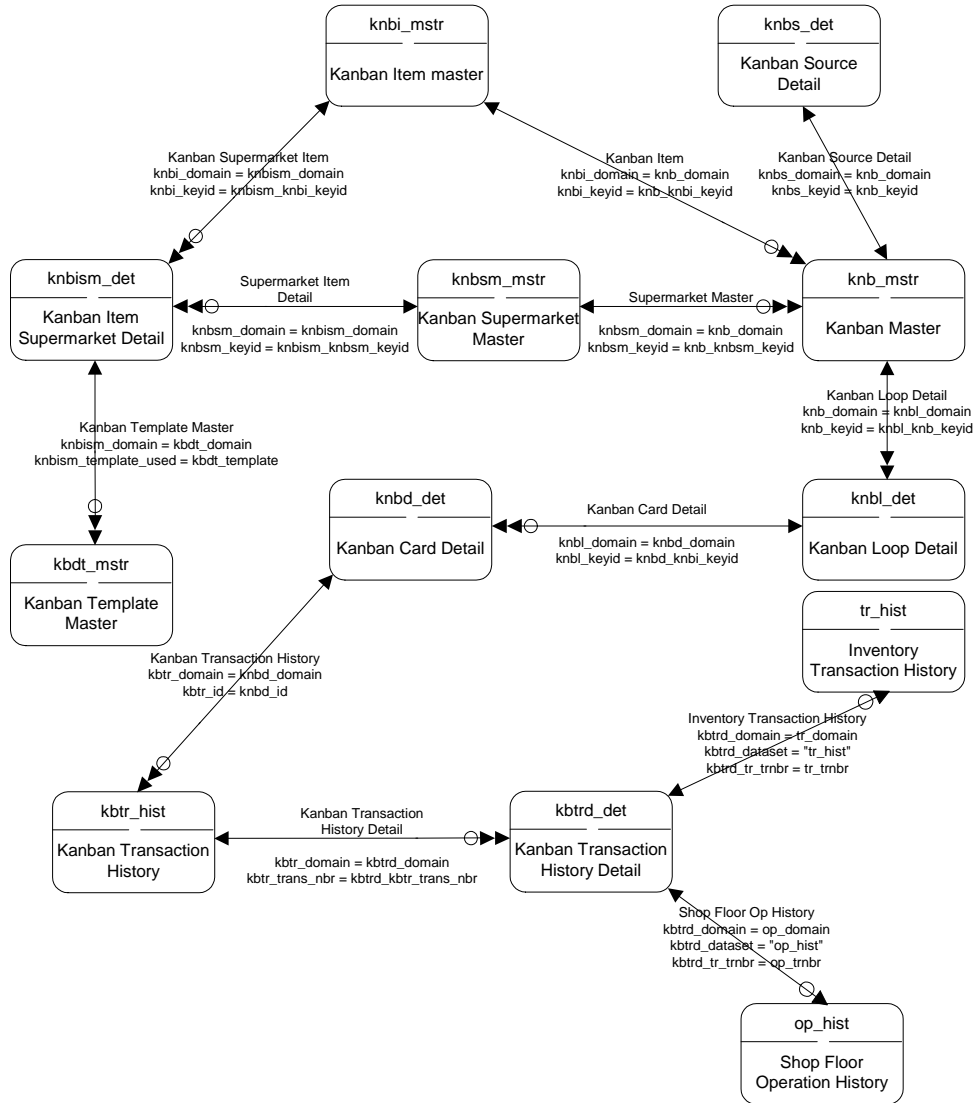
Item Routing II



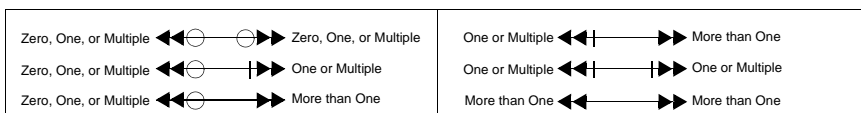
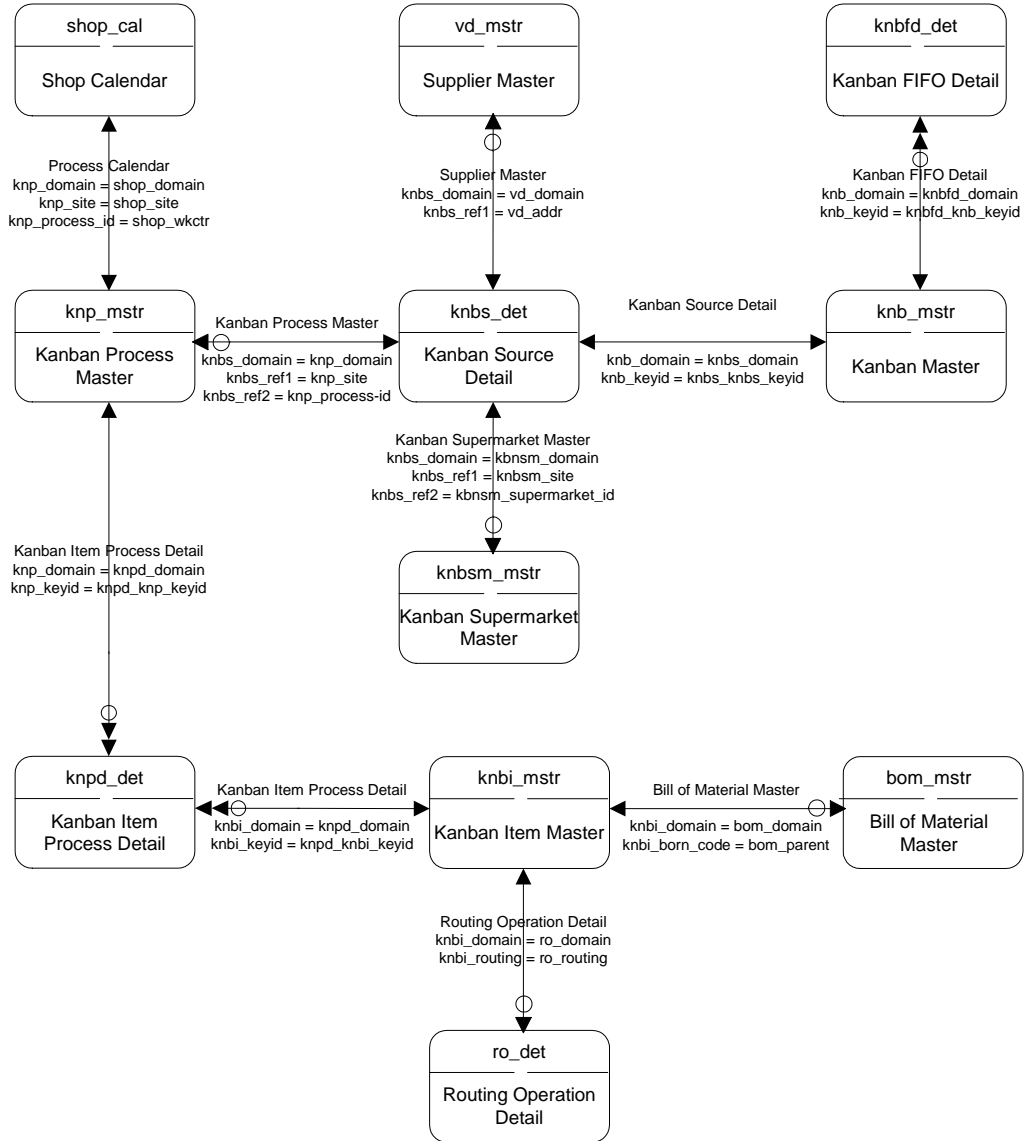
Item Specification



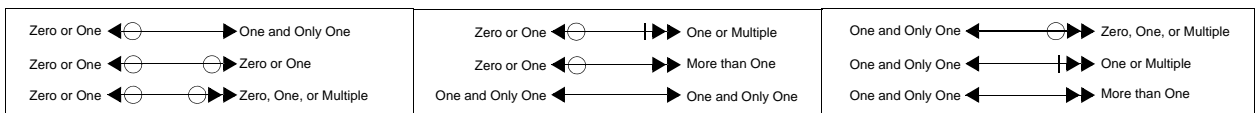
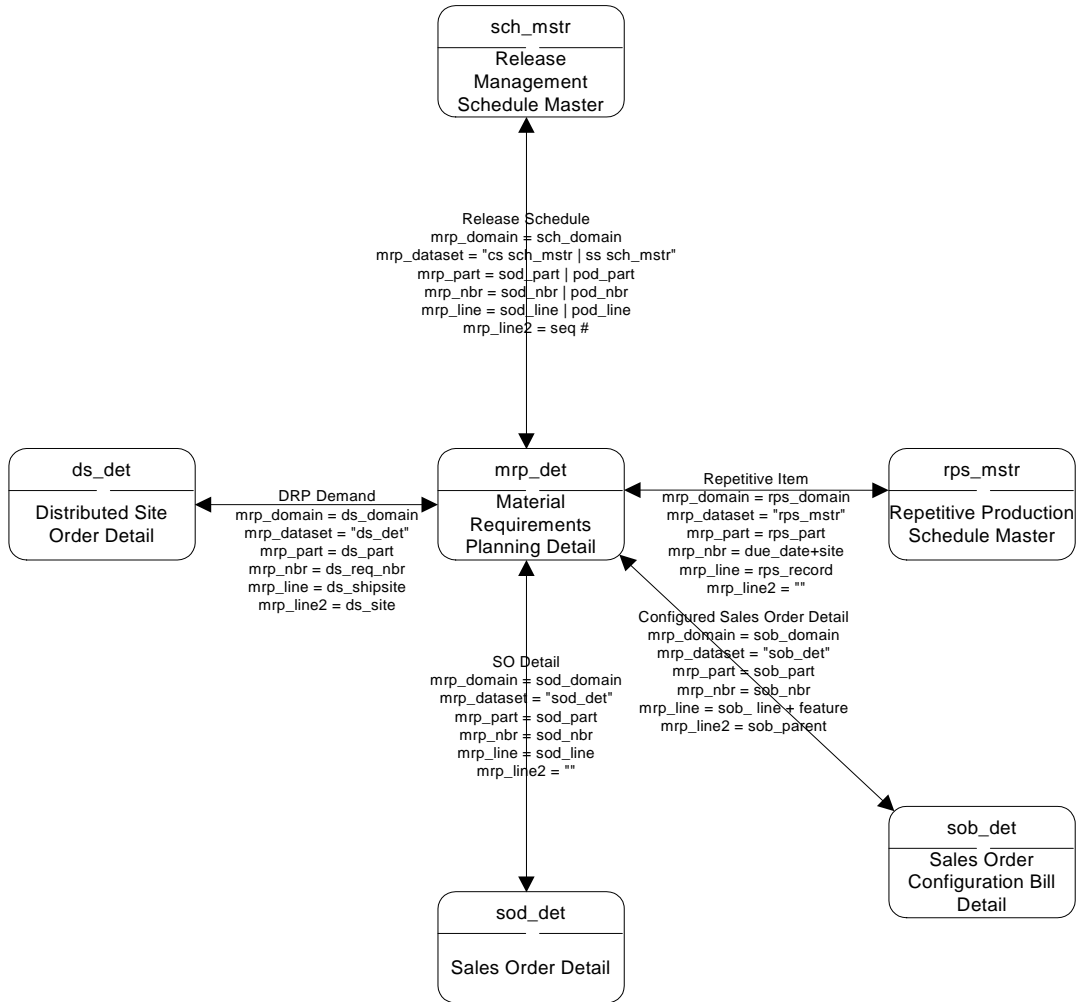
Kanban Master



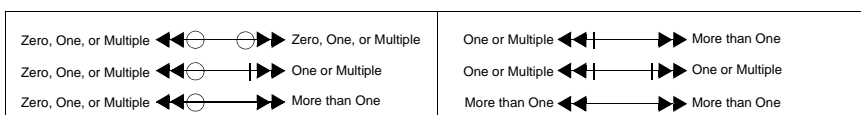
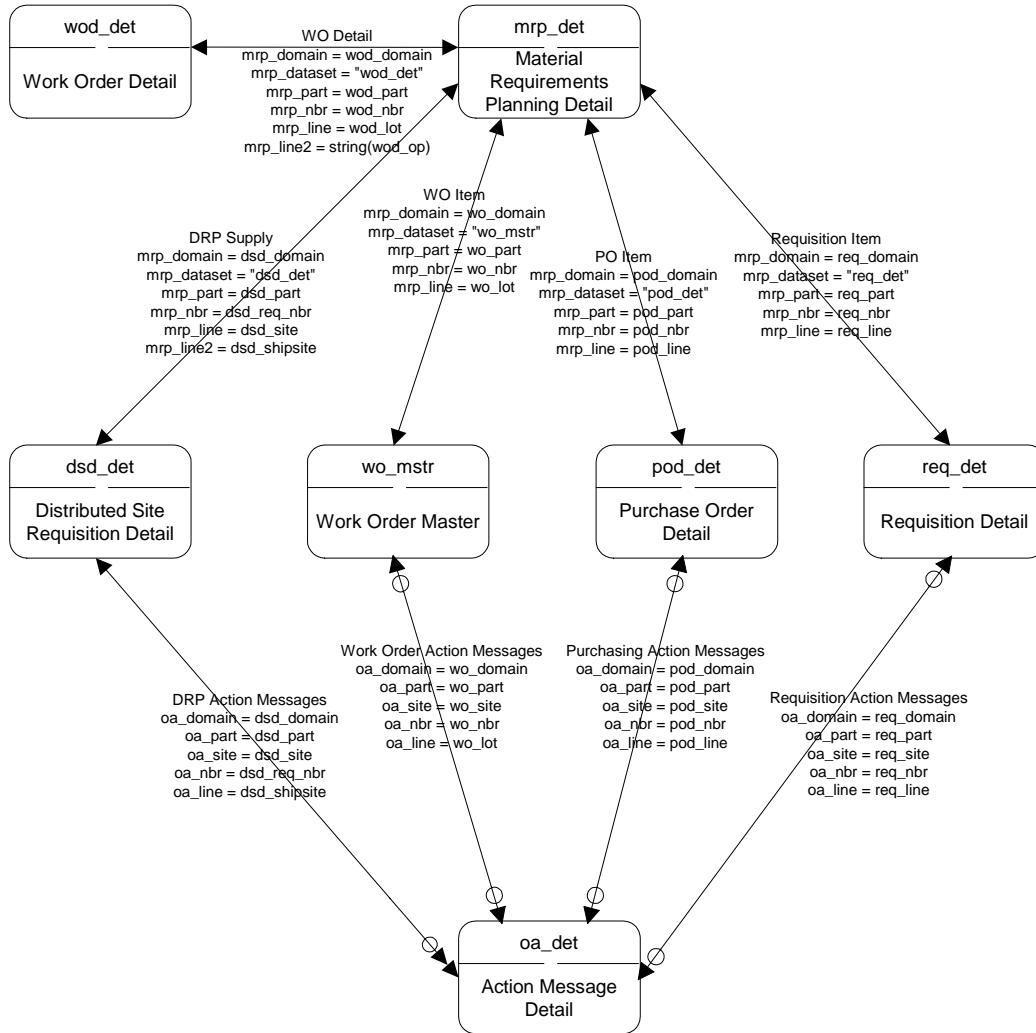
Kanban Source



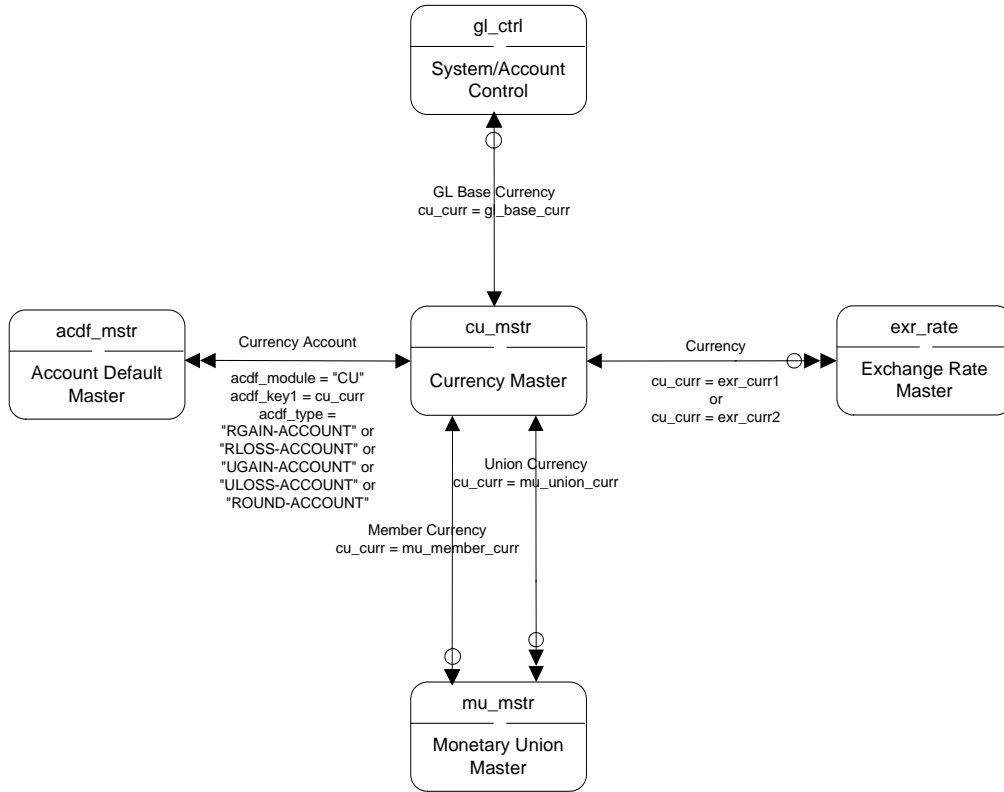
MRP I



MRP II

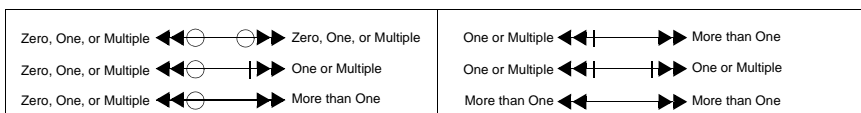
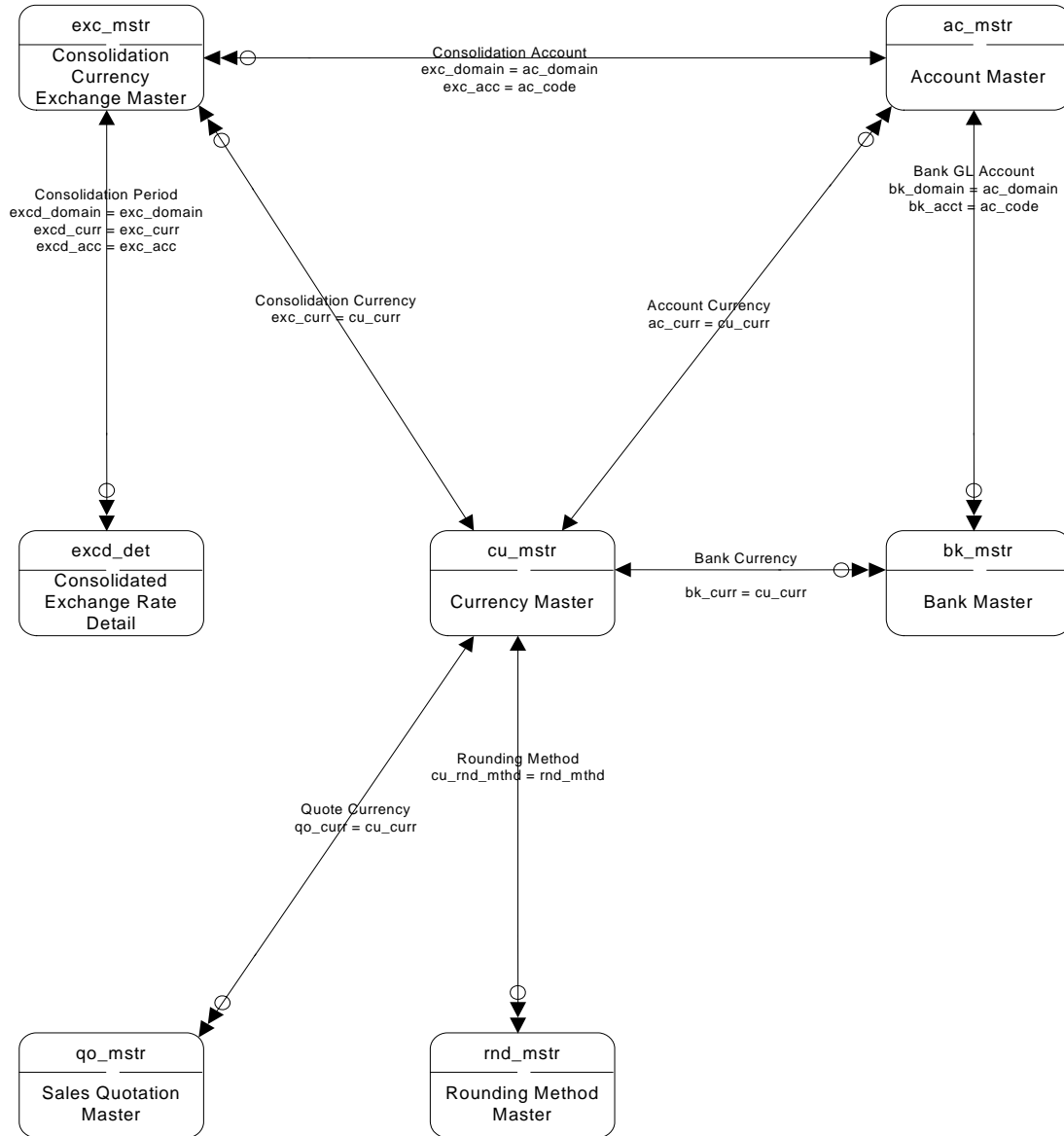


Multicurrency I

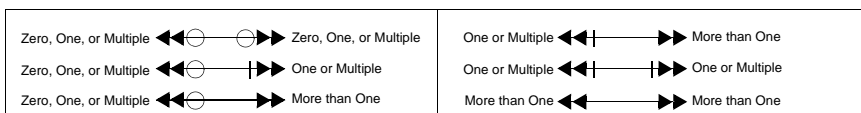
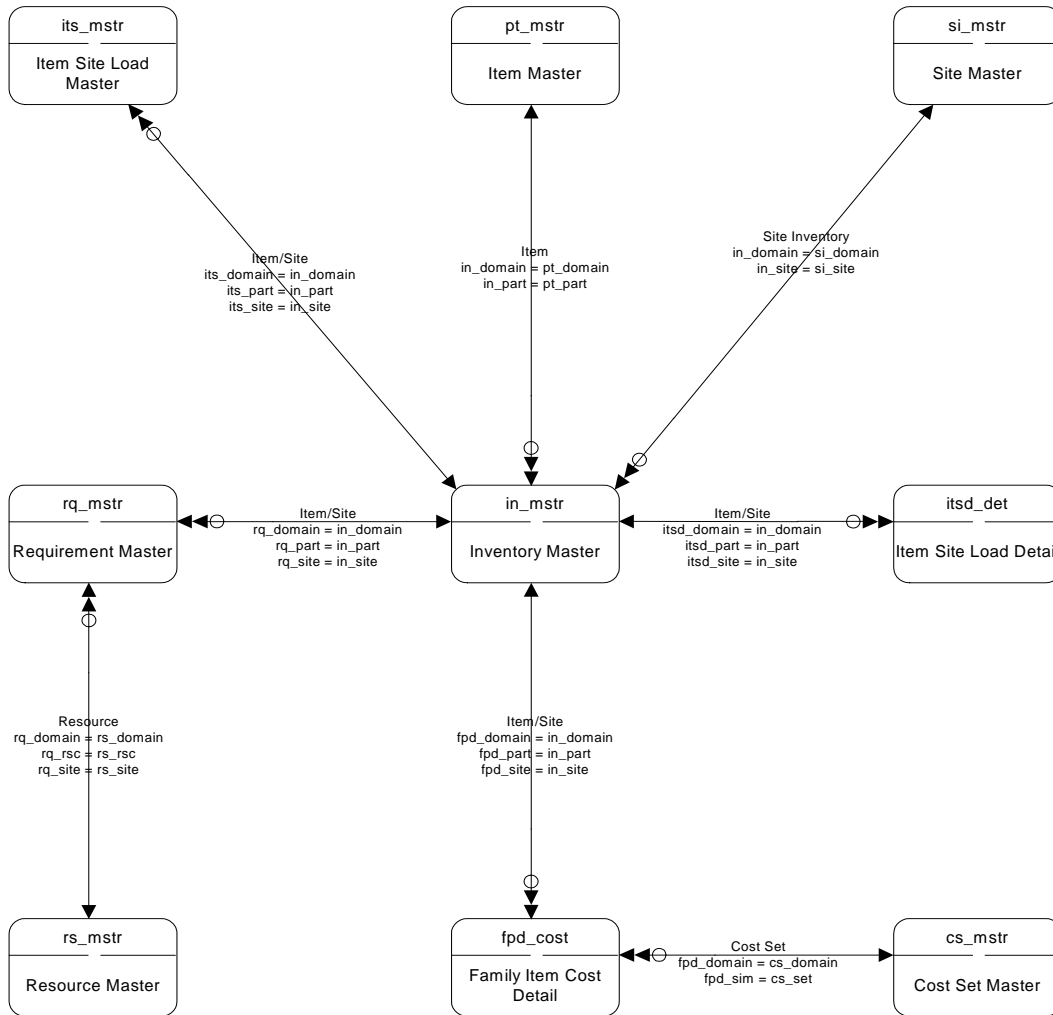


Zero or One $\leftarrow \ominus \longrightarrow$ One and Only One	Zero or One $\leftarrow \ominus \parallel \longrightarrow$ One or Multiple	One and Only One $\leftarrow \ominus \parallel \longrightarrow$ Zero, One, or Multiple
Zero or One $\leftarrow \ominus \ominus \longrightarrow$ Zero or One	Zero or One $\leftarrow \ominus \parallel \parallel \longrightarrow$ More than One	One and Only One $\leftarrow \ominus \parallel \parallel \longrightarrow$ One or Multiple
Zero or One $\leftarrow \ominus \ominus \parallel \longrightarrow$ Zero, One, or Multiple	One and Only One $\leftarrow \ominus \parallel \longrightarrow$ One and Only One	One and Only One $\leftarrow \ominus \parallel \parallel \longrightarrow$ More than One

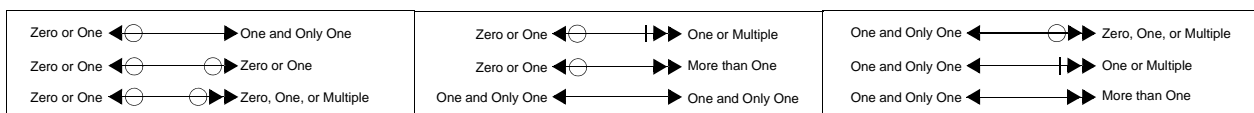
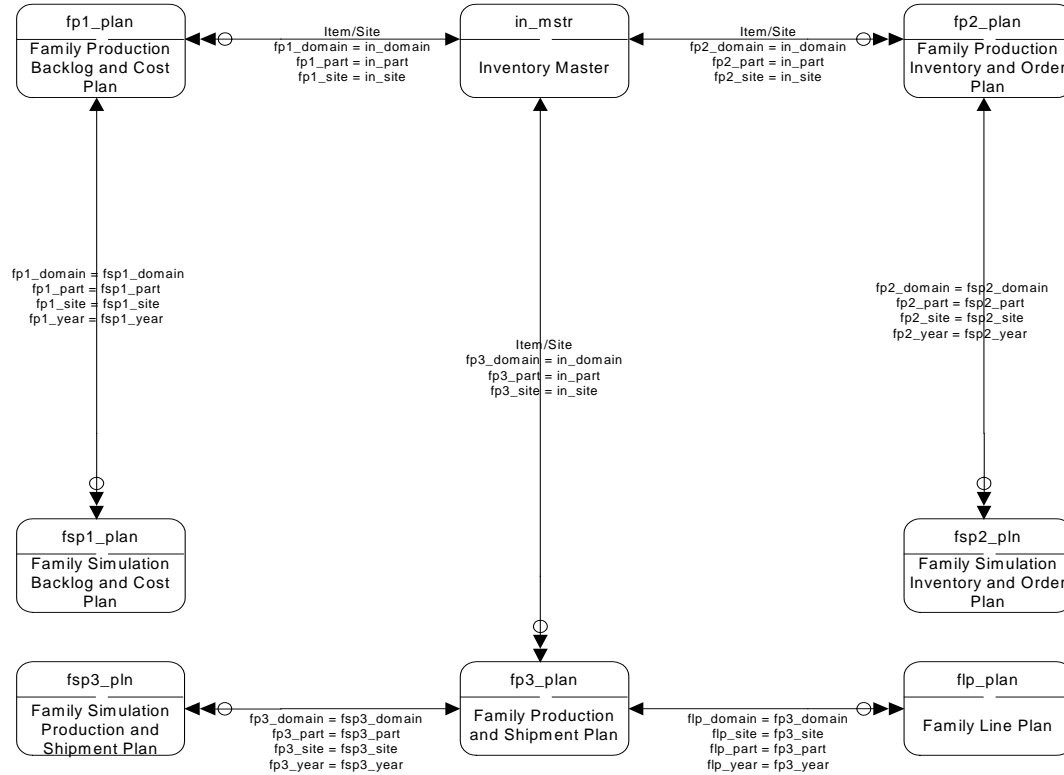
Multicurrency II



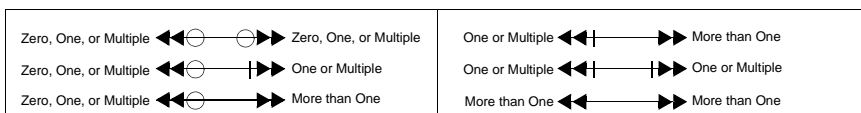
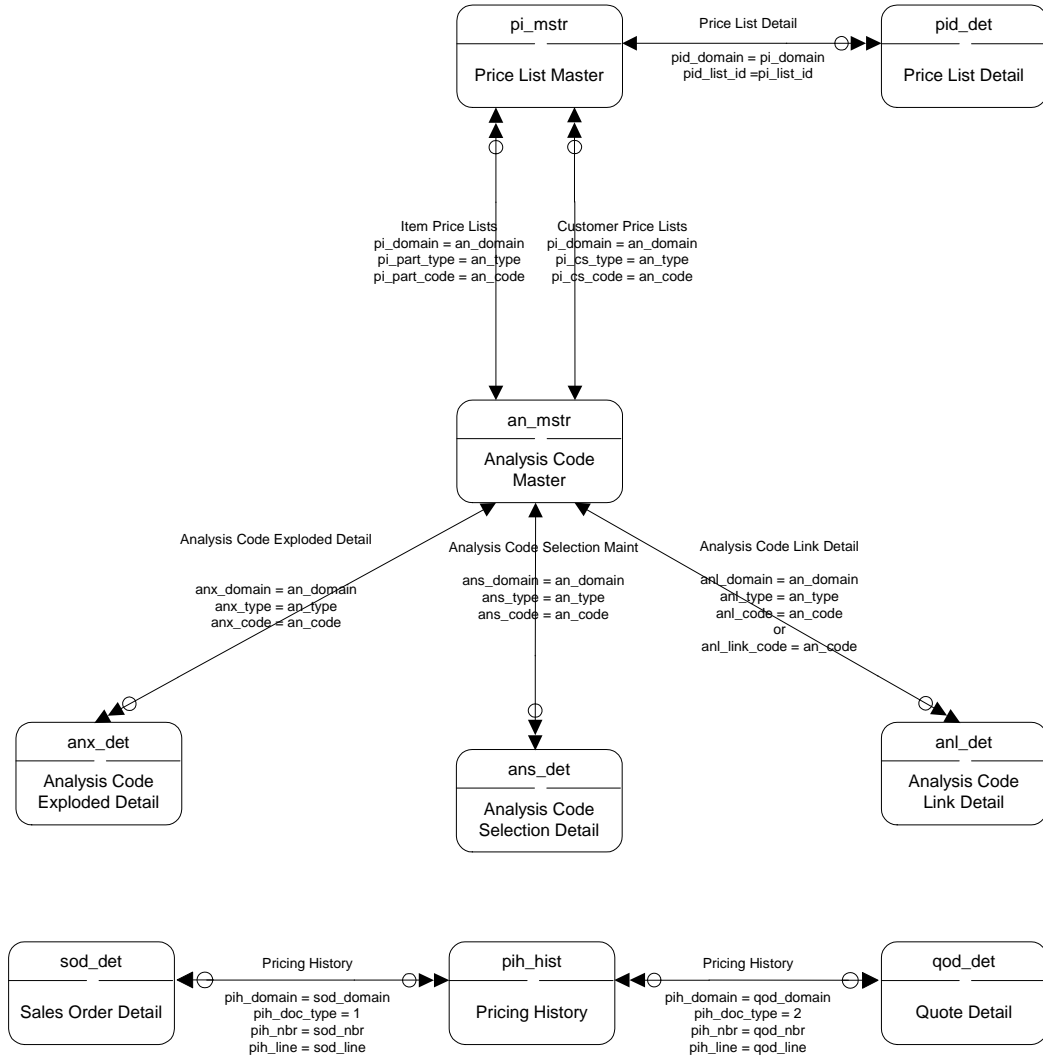
Operations Planning I



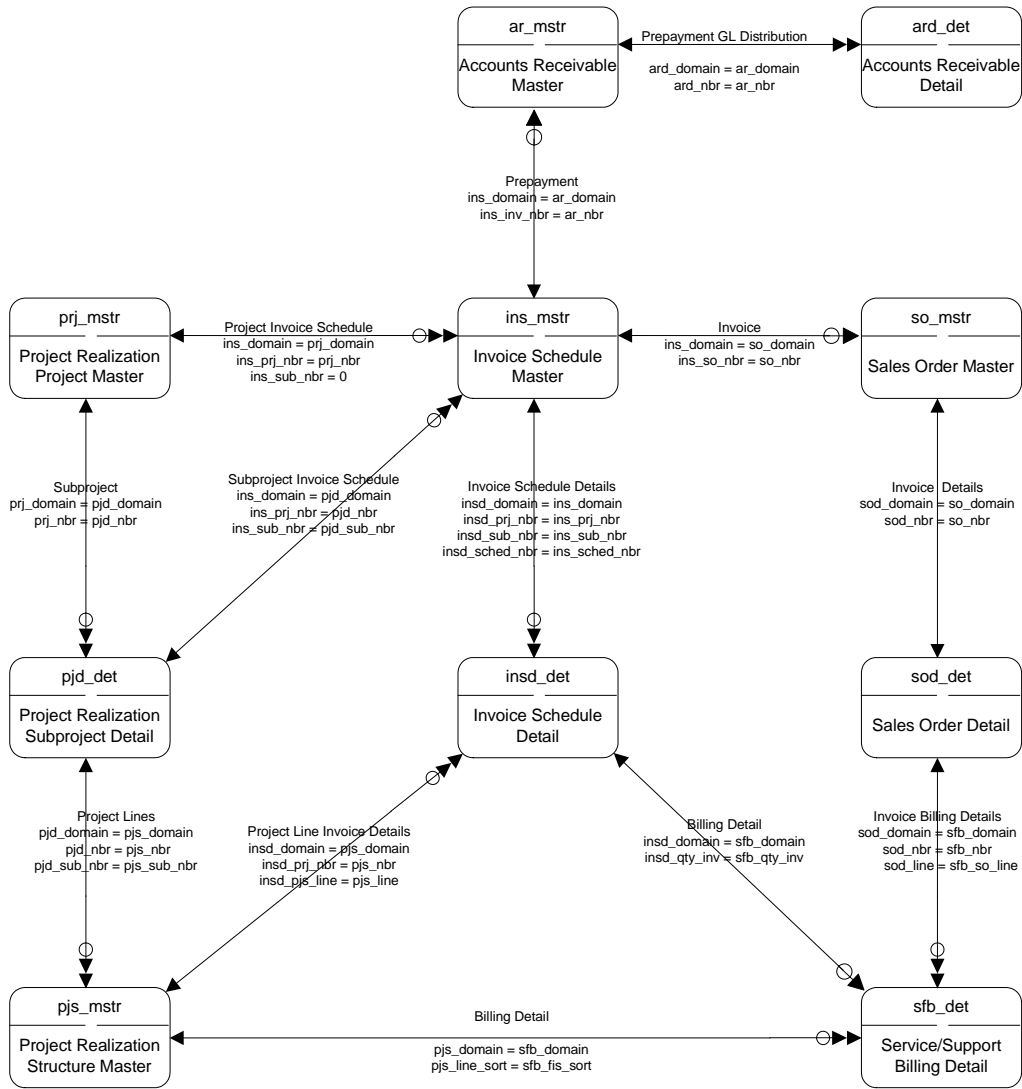
Operations Planning II



Pricing

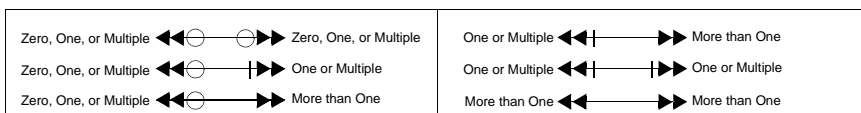
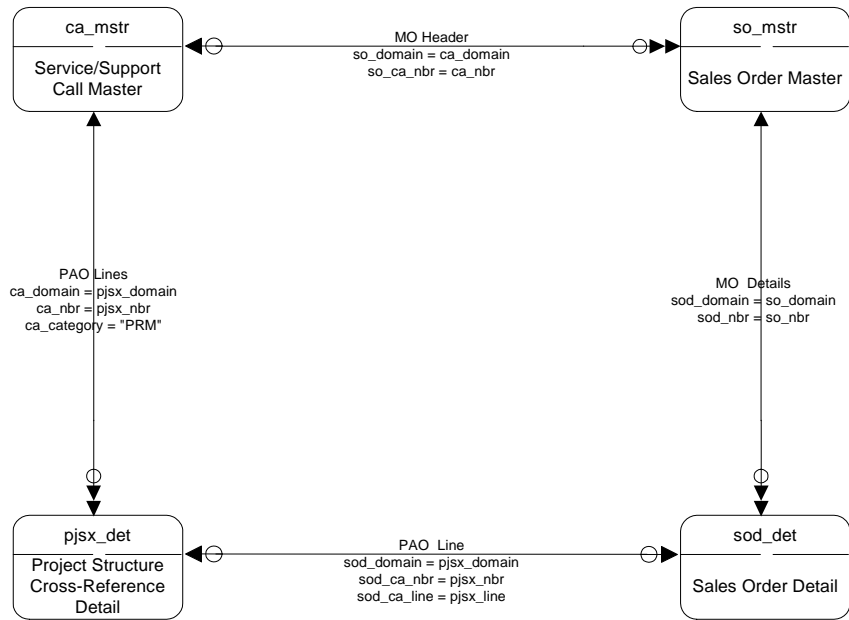


PRM – Invoicing

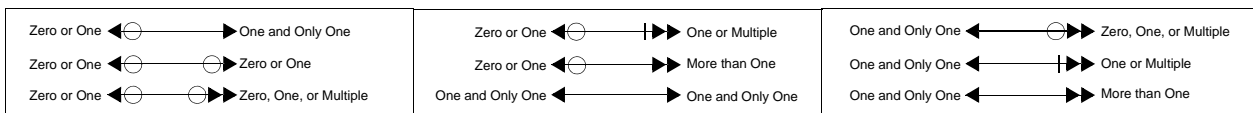
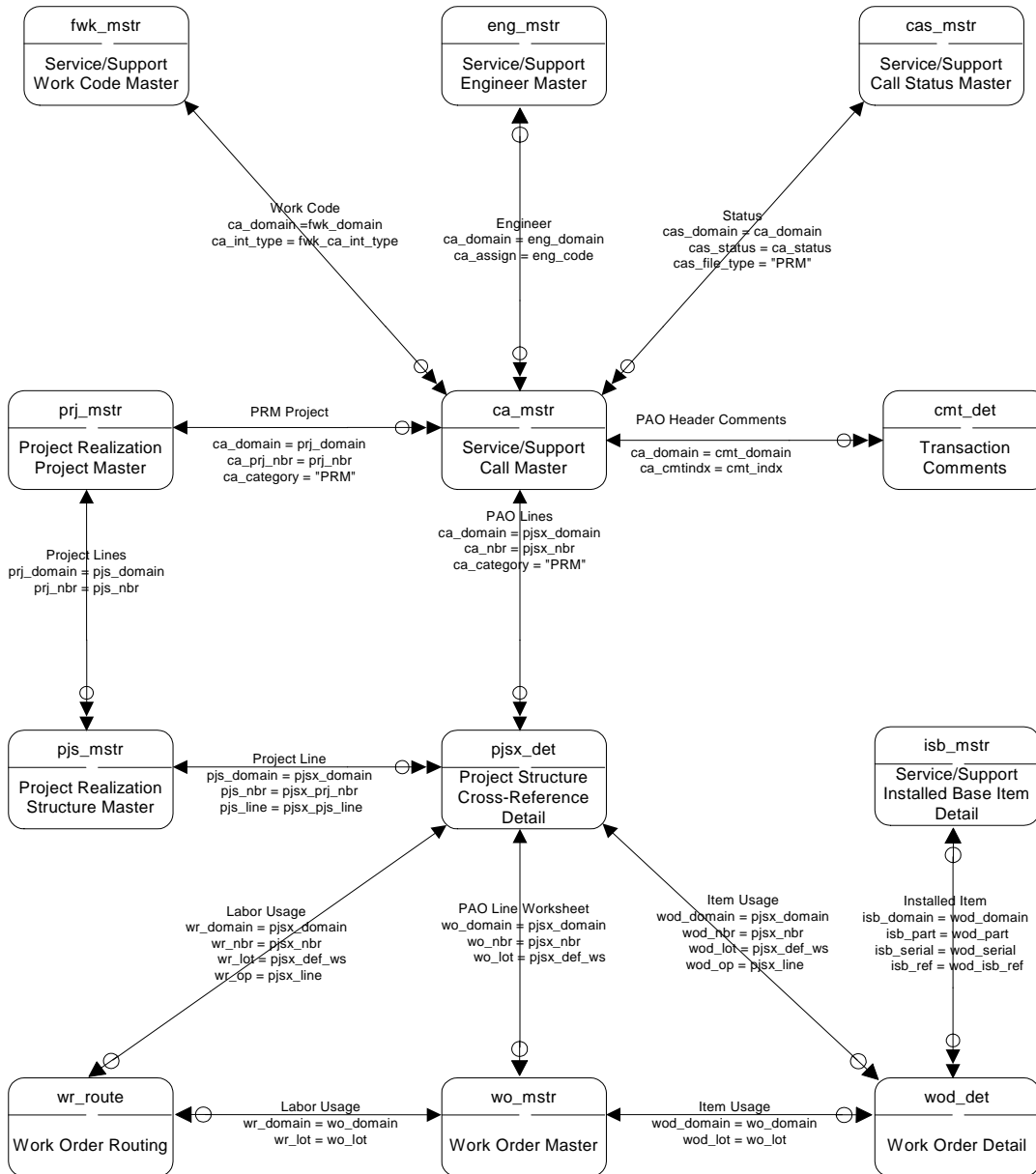


Zero or One $\leftarrow \ominus \rightarrow$ One and Only One	Zero or One $\leftarrow \ominus \dashrightarrow$ One or Multiple	One and Only One $\leftarrow \ominus \rightarrow$ Zero, One, or Multiple
Zero or One $\leftarrow \ominus \rightarrow$ Zero or One	Zero or One $\leftarrow \ominus \dashrightarrow$ More than One	One and Only One $\leftarrow \ominus \dashrightarrow$ One or Multiple
Zero or One $\leftarrow \ominus \rightarrow$ Zero, One, or Multiple	One and Only One $\leftarrow \ominus \rightarrow$ One and Only One	One and Only One $\leftarrow \ominus \dashrightarrow$ More than One

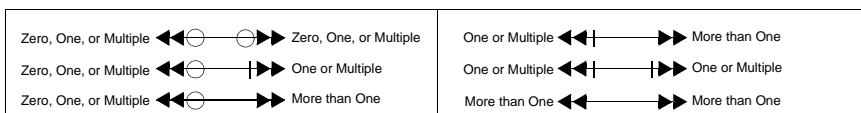
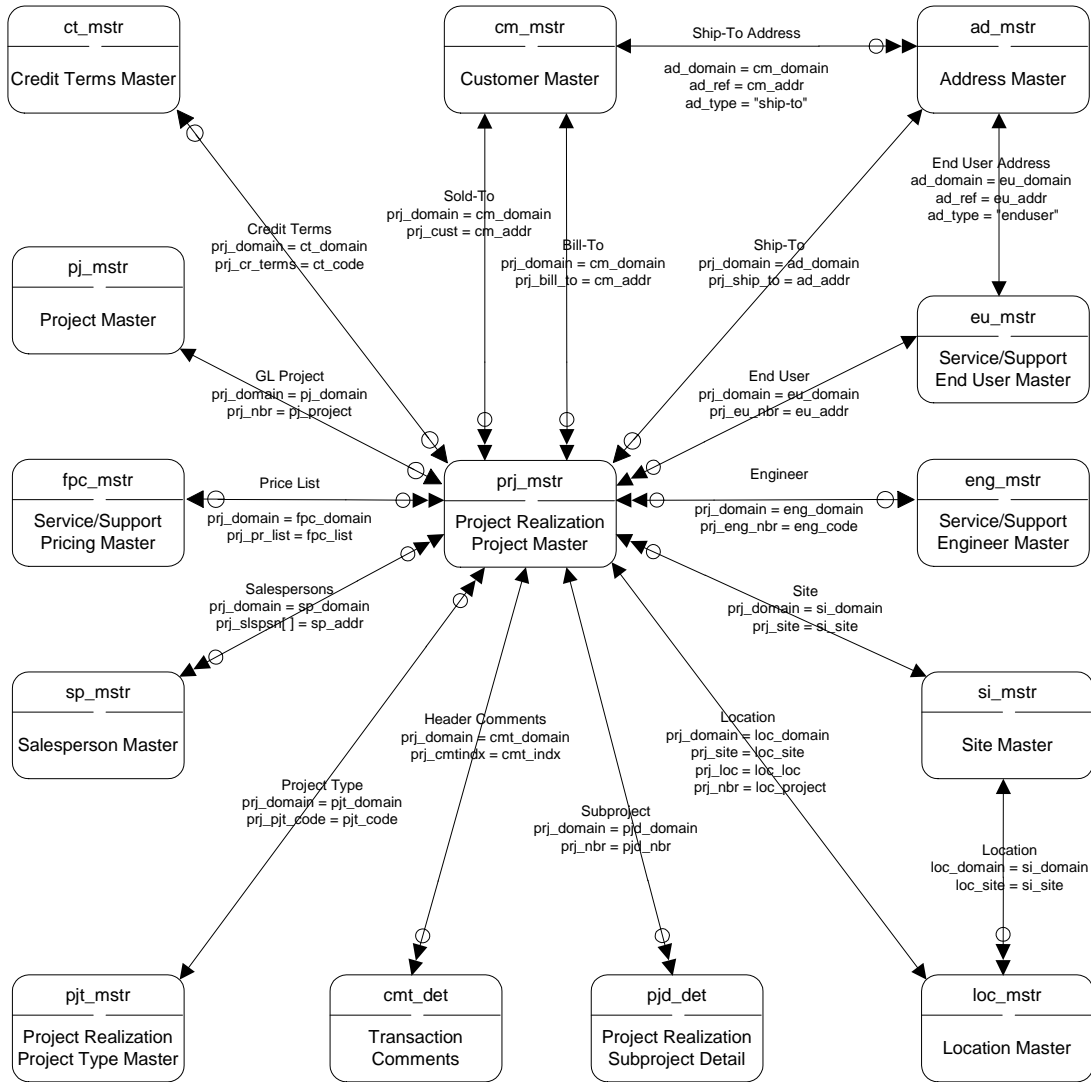
PRM – Material Orders



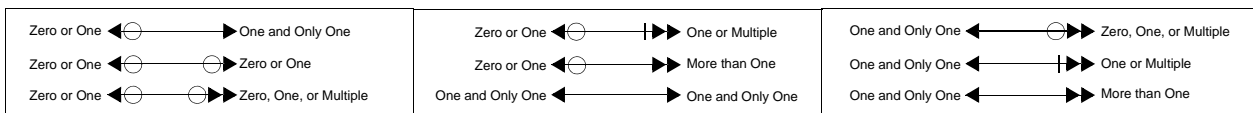
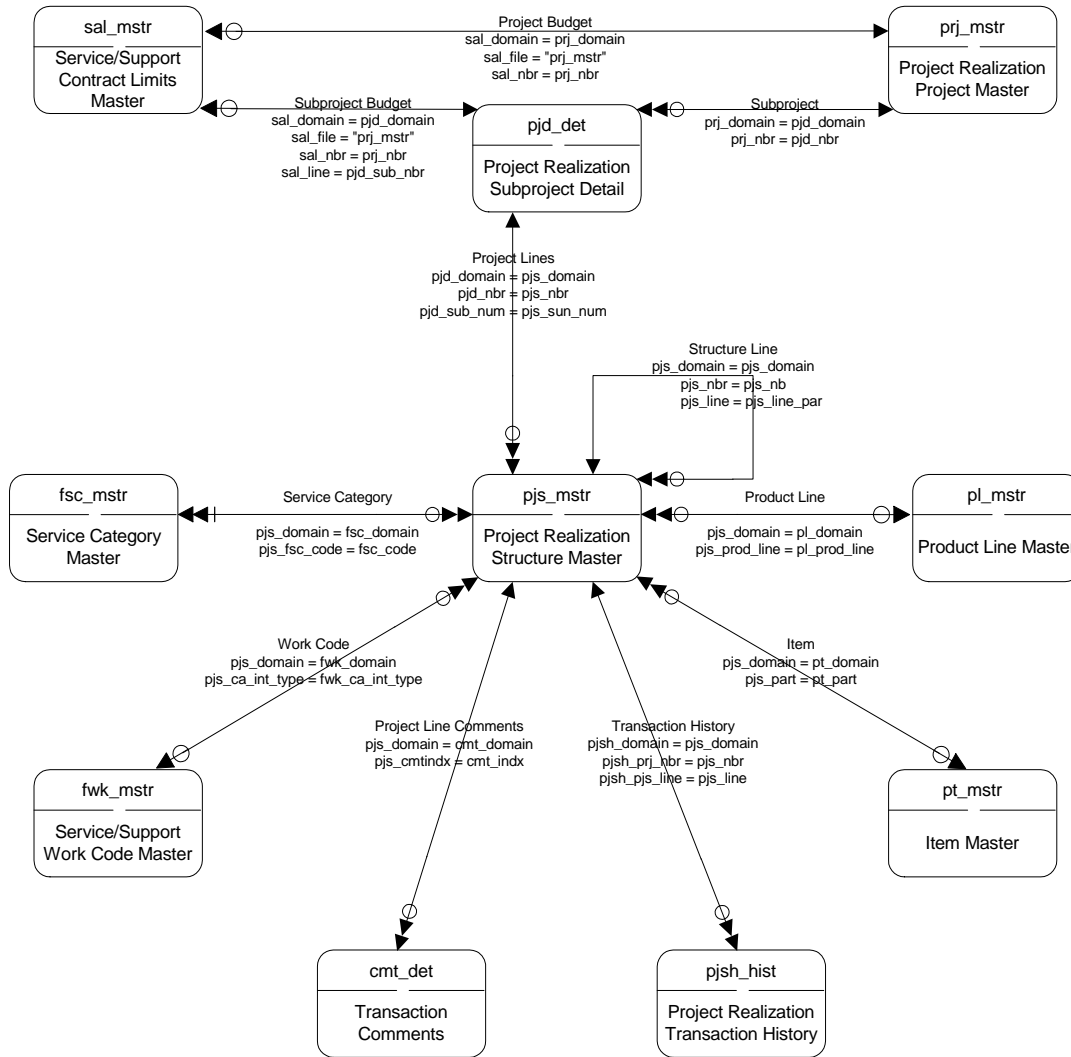
PRM – Project Activity Orders



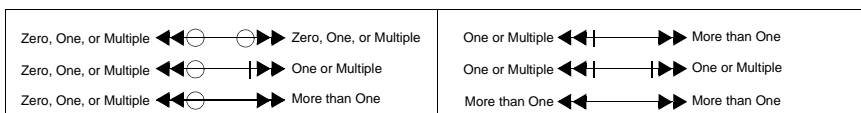
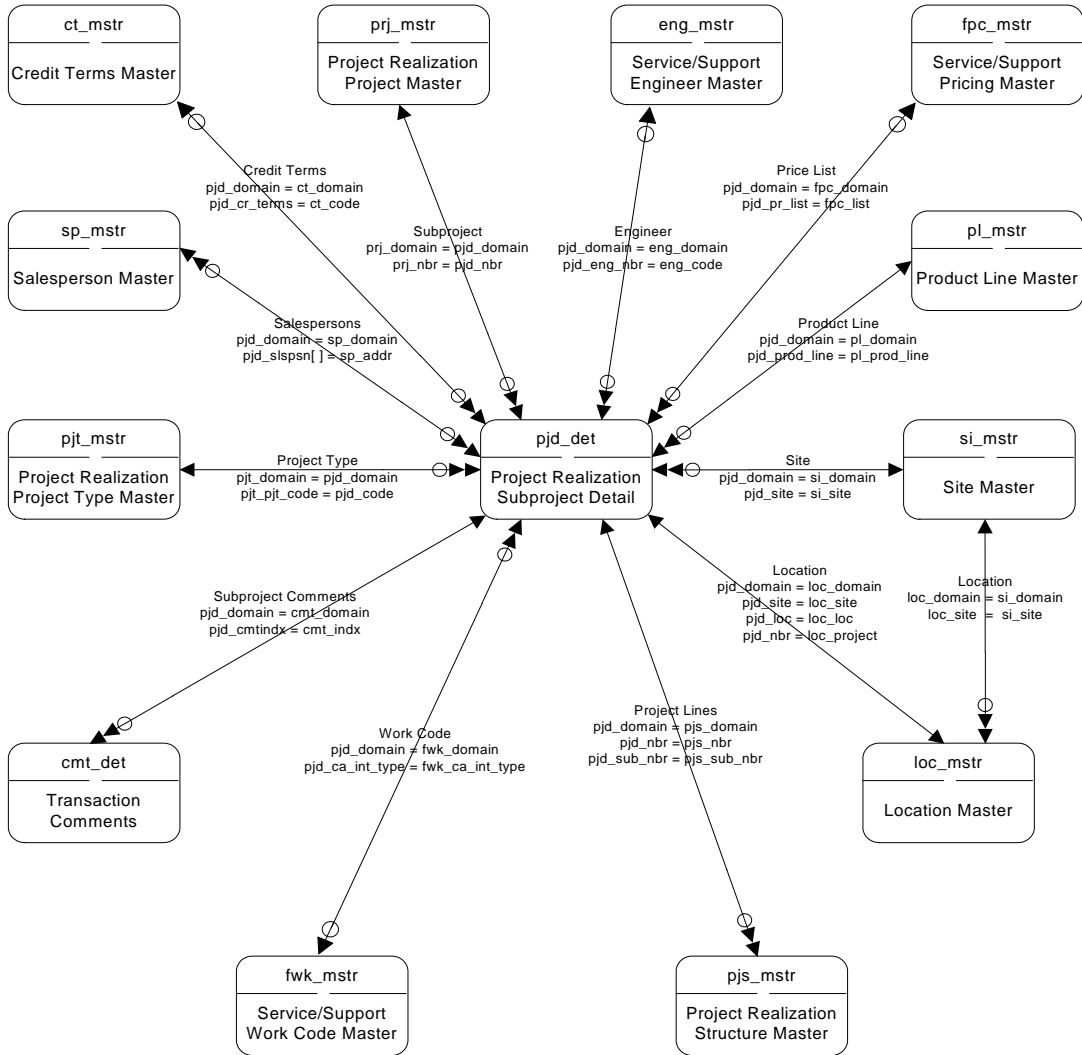
PRM – Project Header



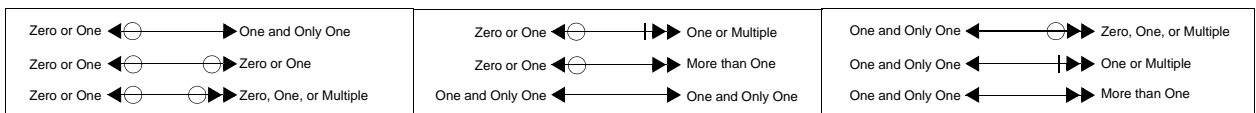
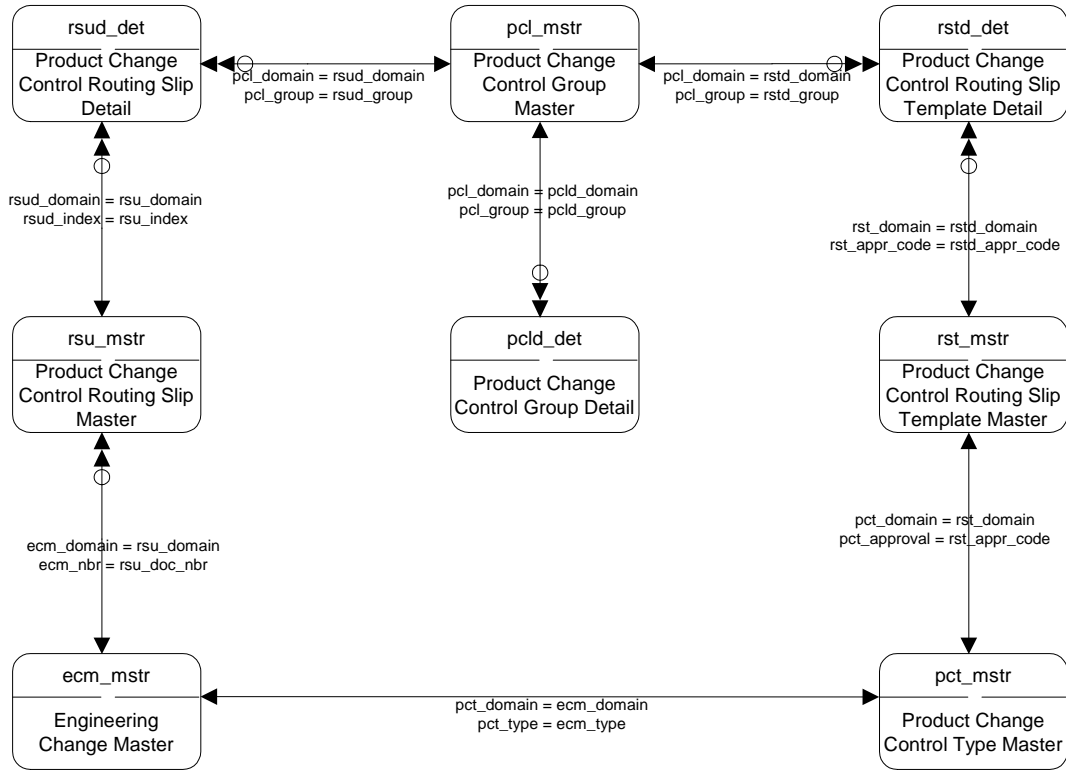
PRM – Project Structure



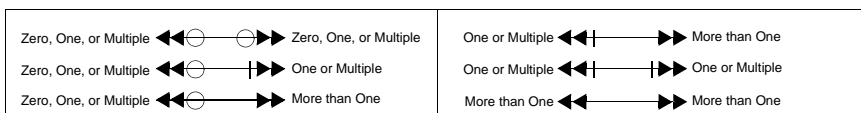
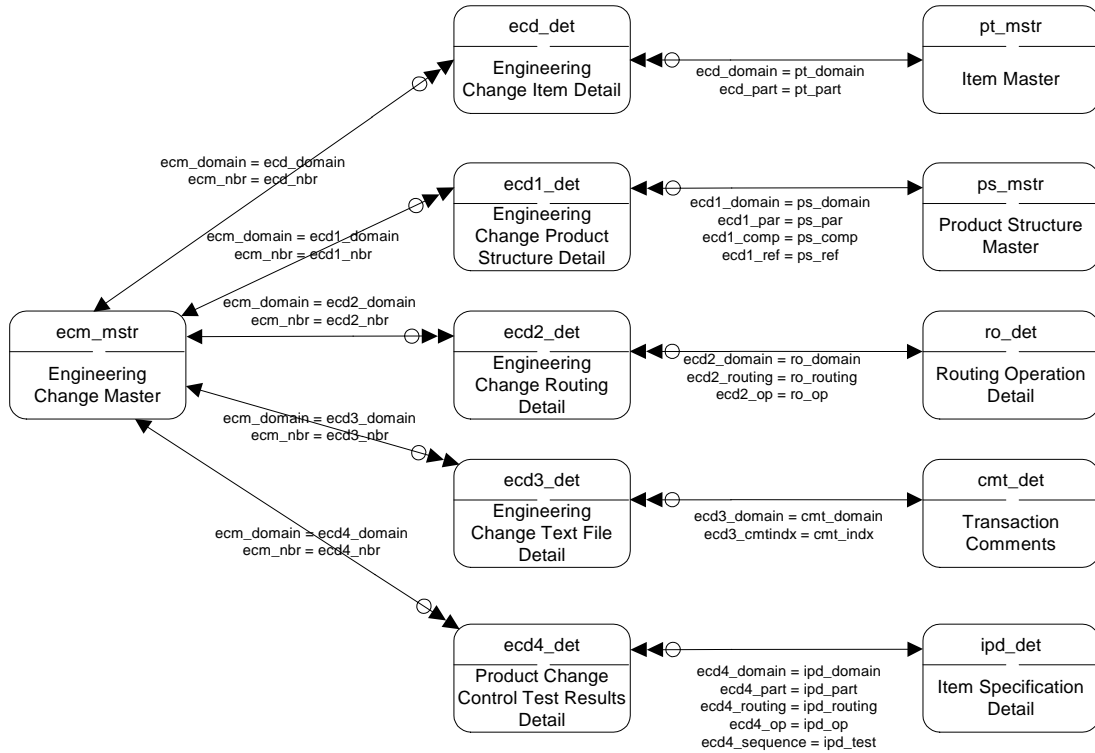
PRM – Subproject



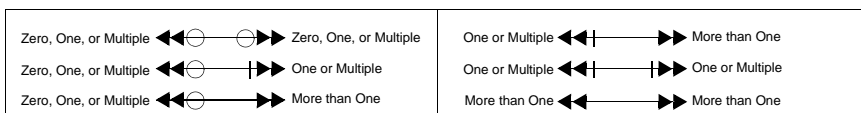
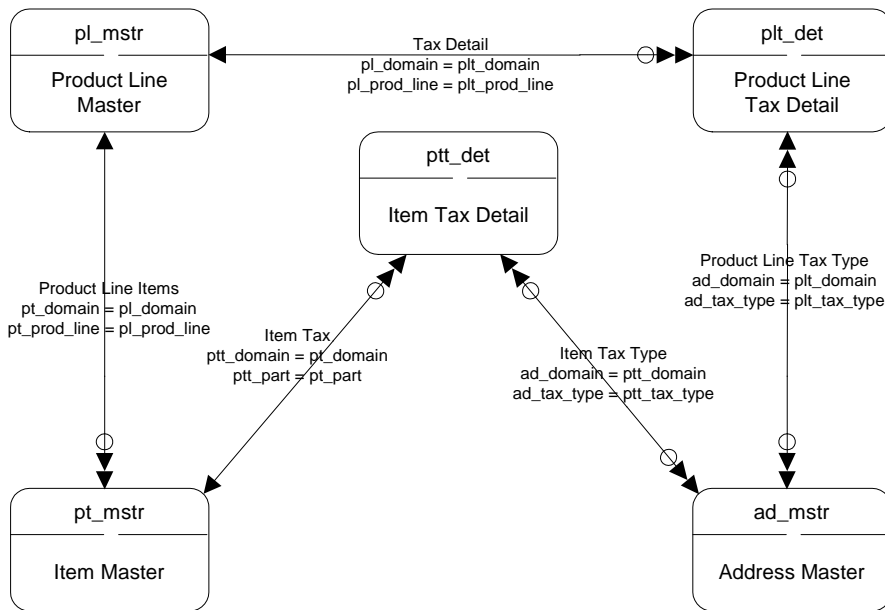
Product Change Control I



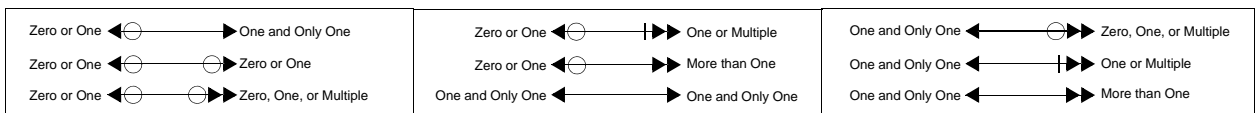
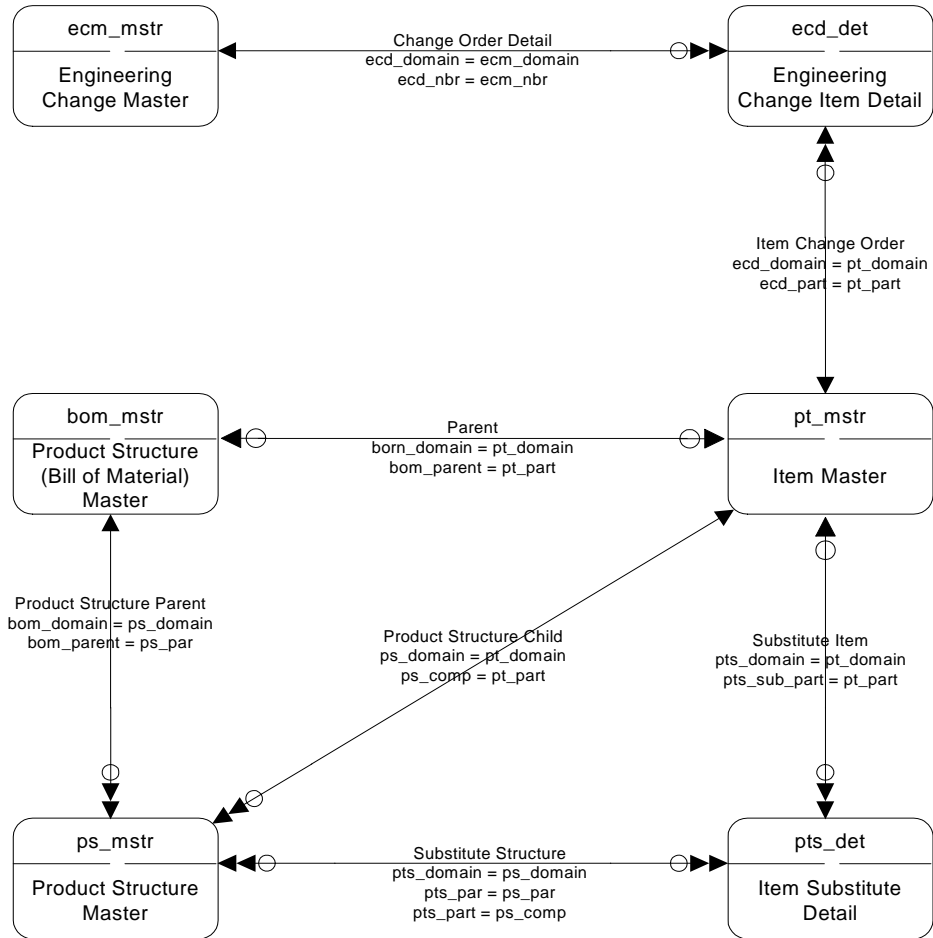
Product Change Control II



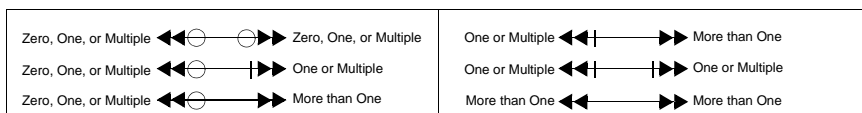
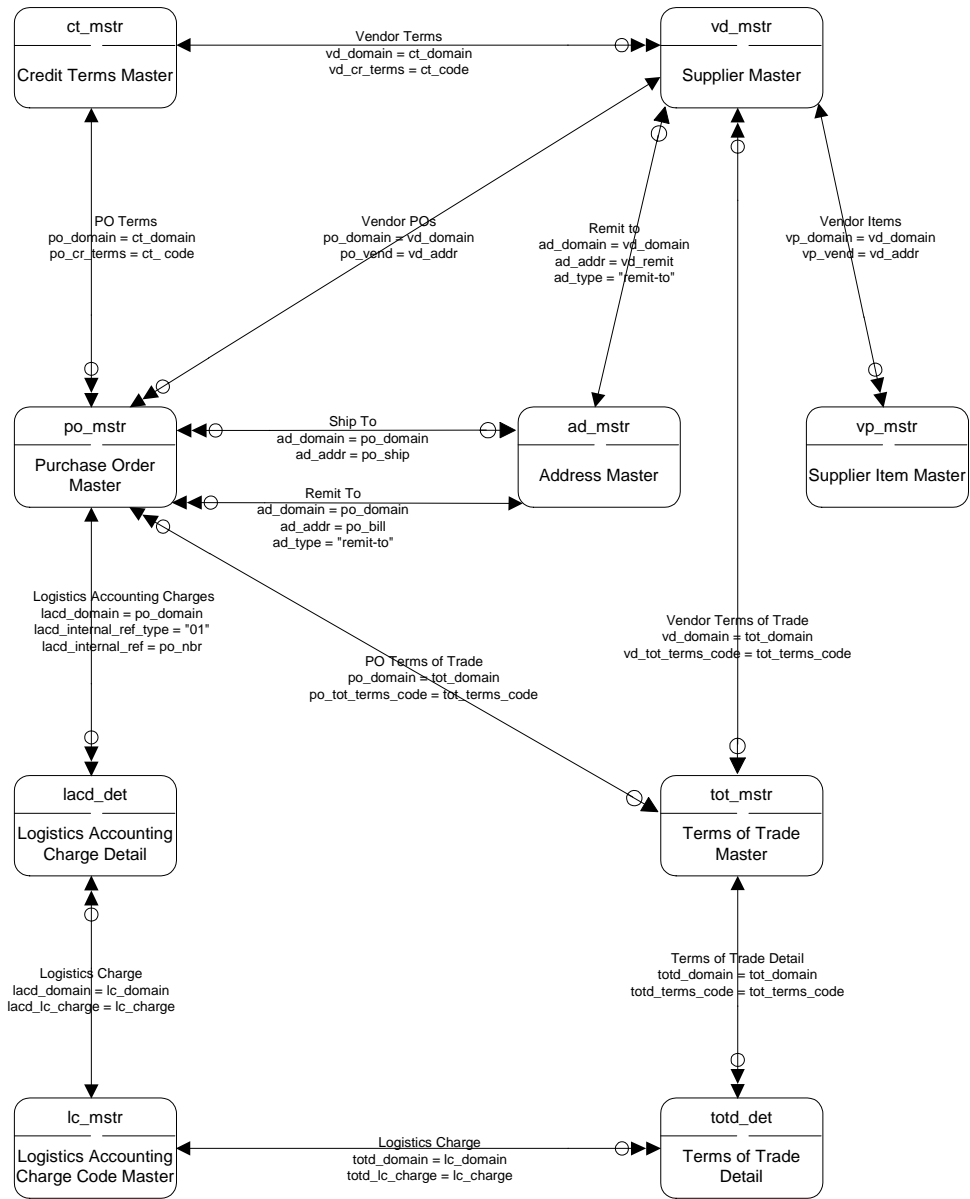
Product Line II



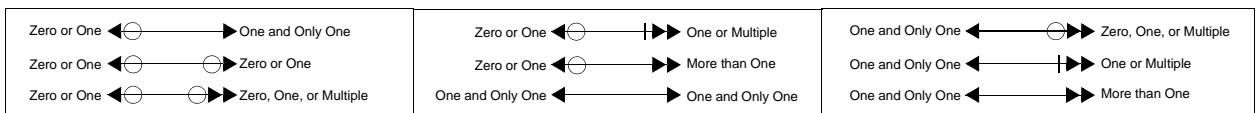
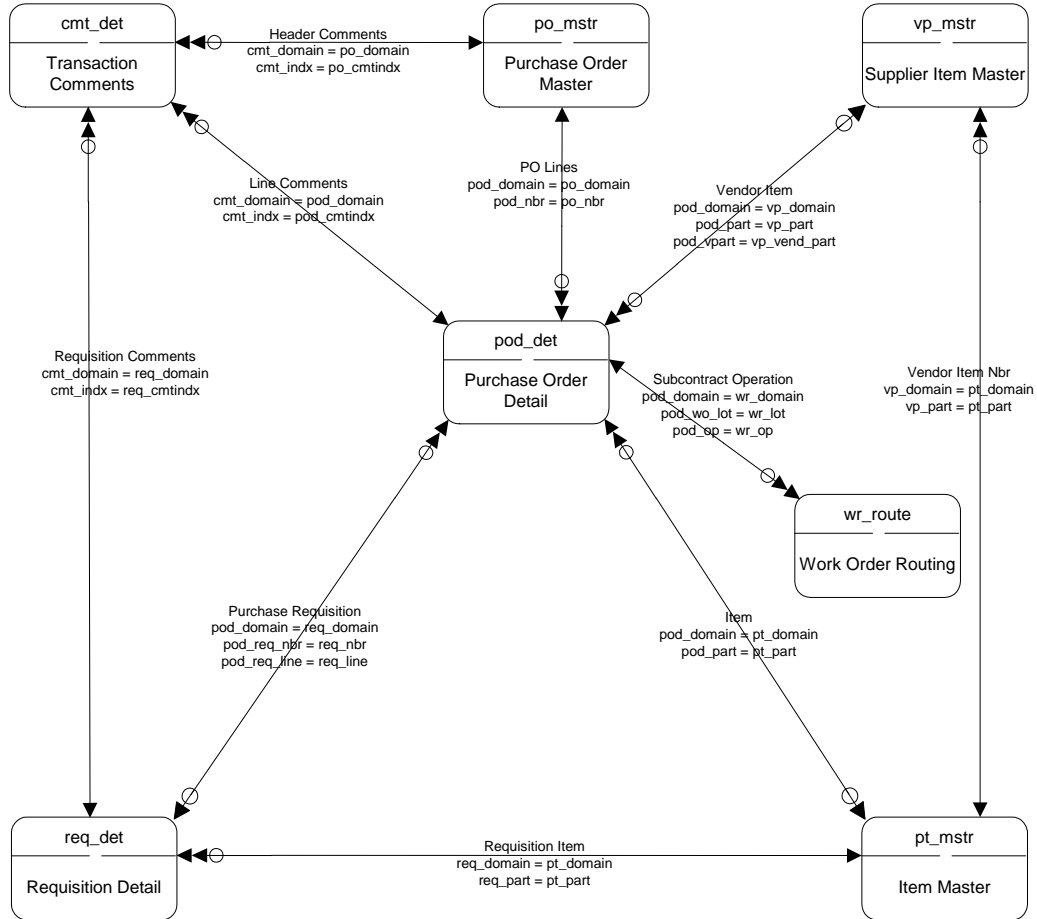
Product Structure



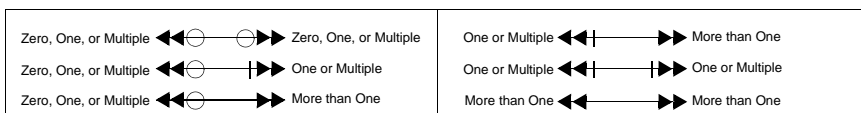
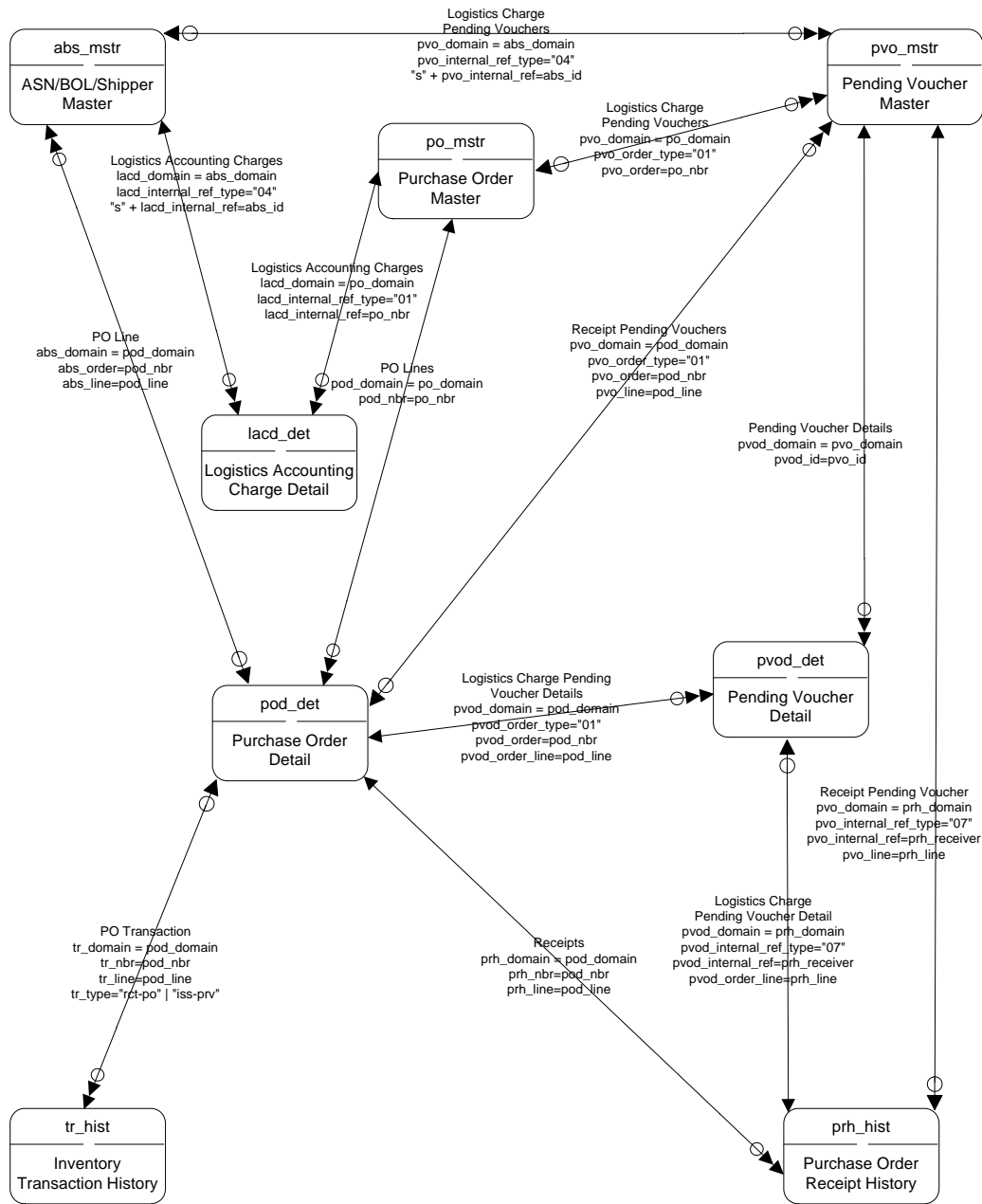
Purchasing I



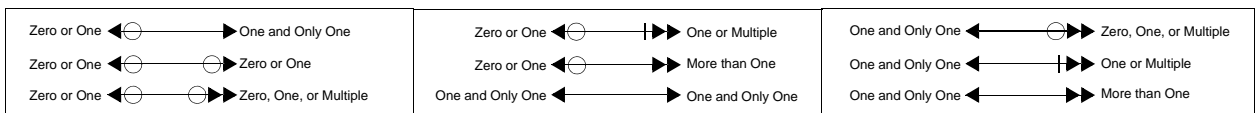
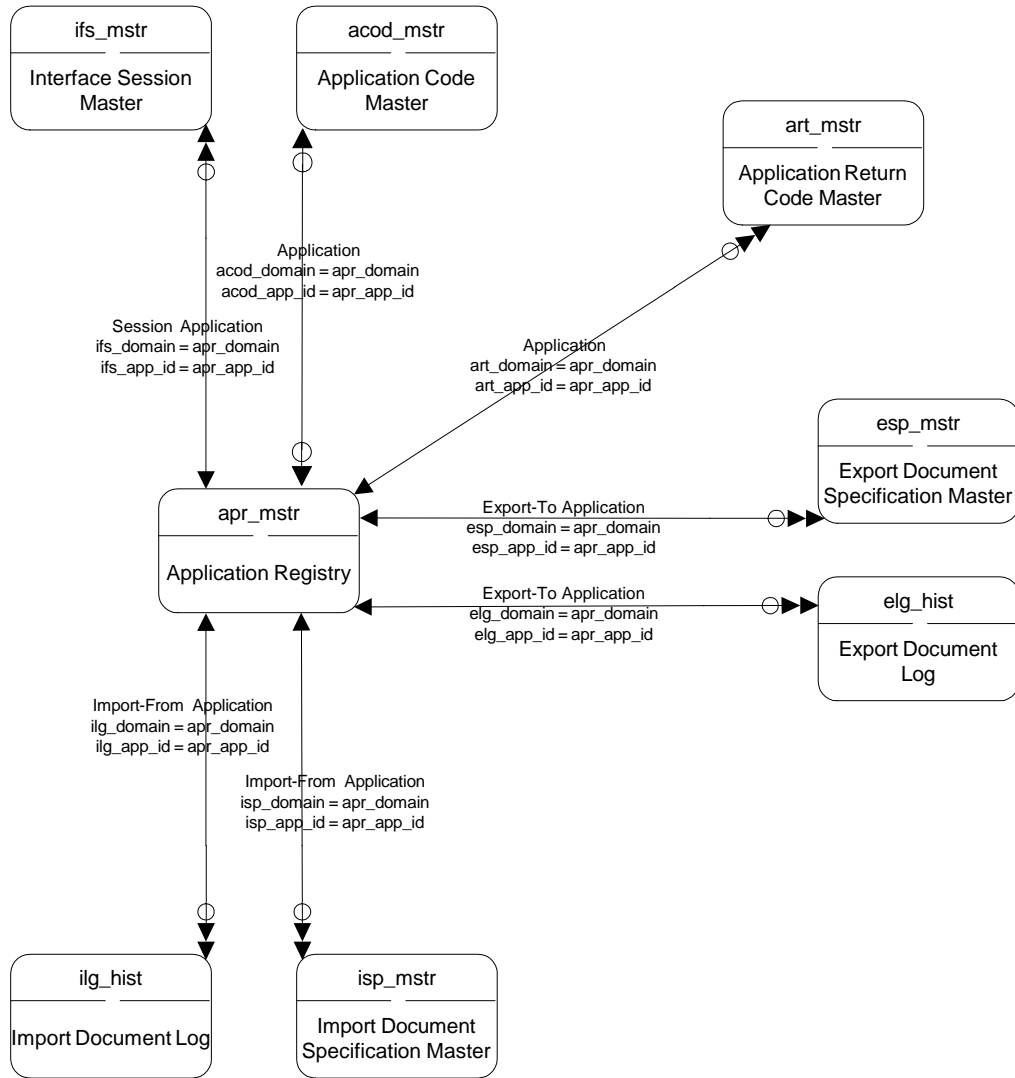
Purchasing II



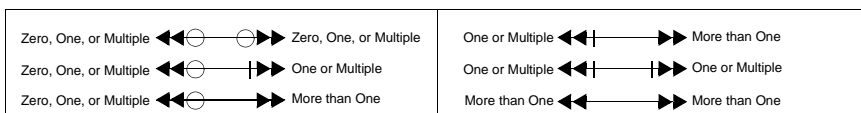
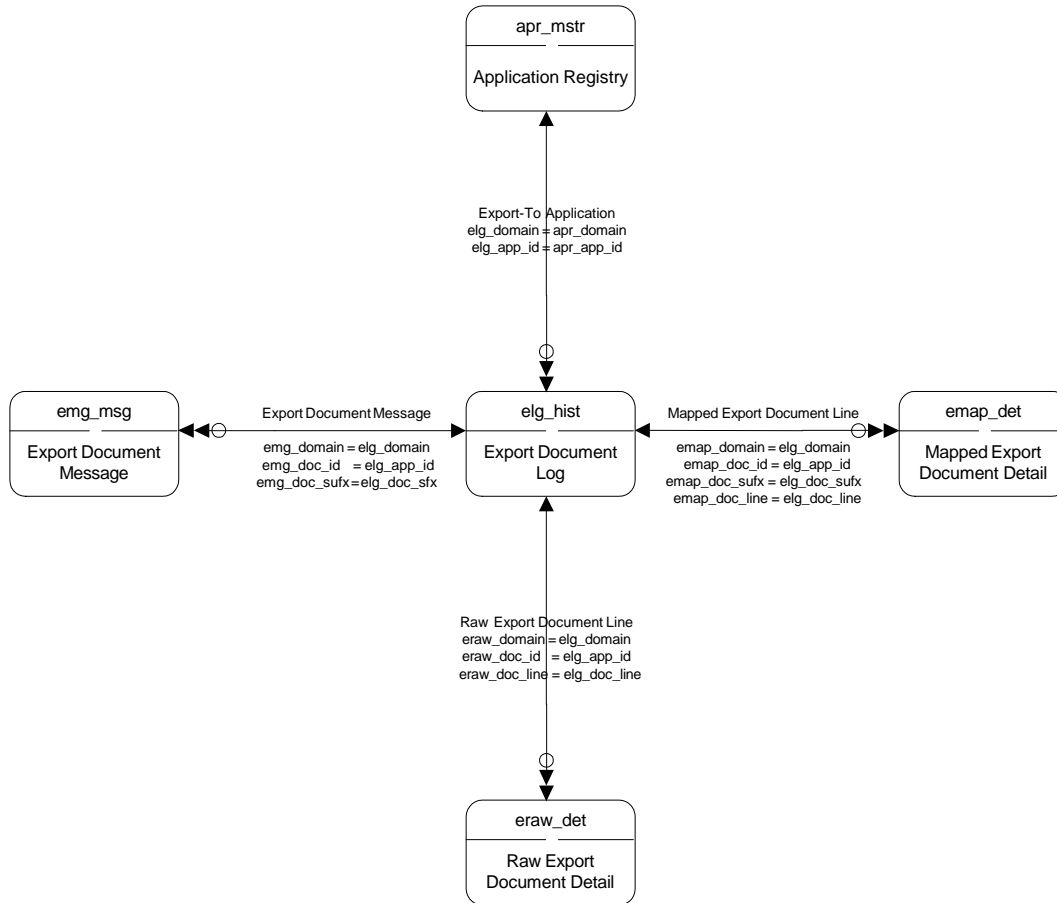
Purchasing III



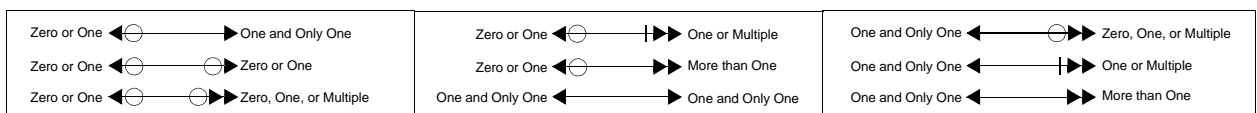
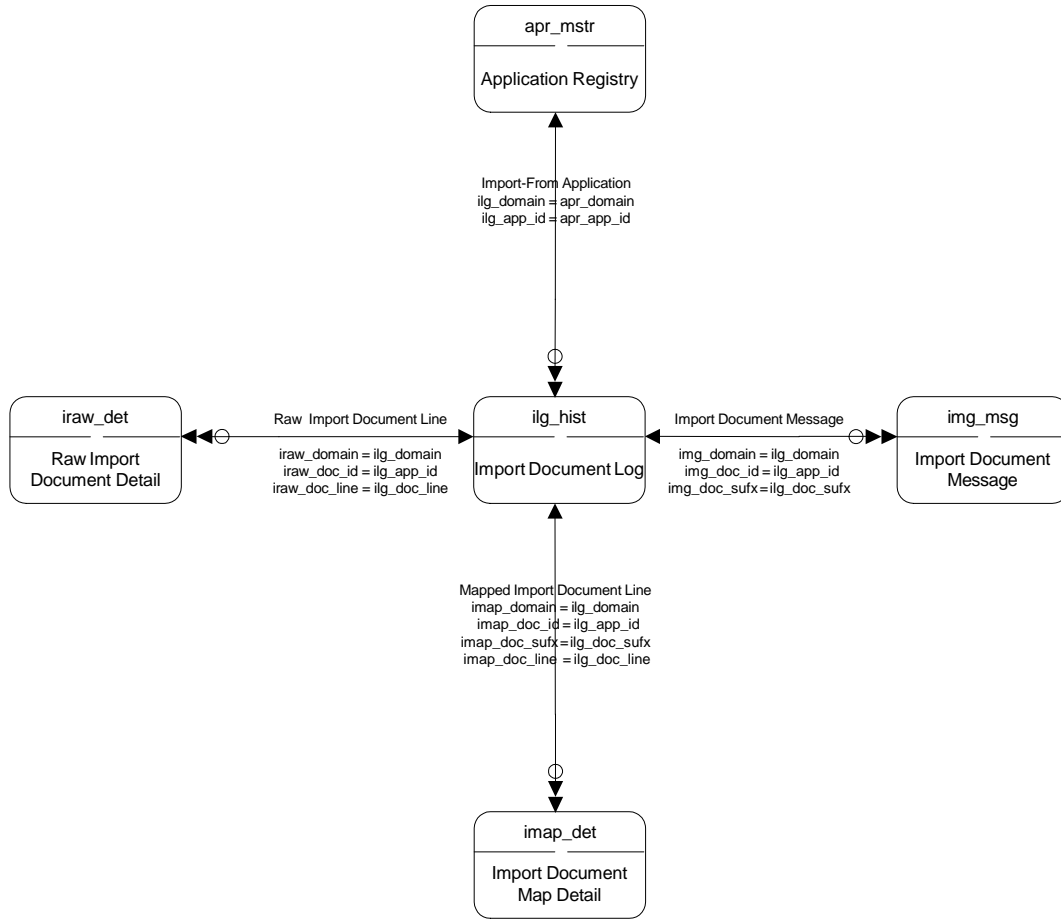
Q/LinQ I



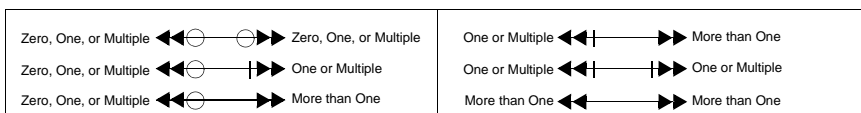
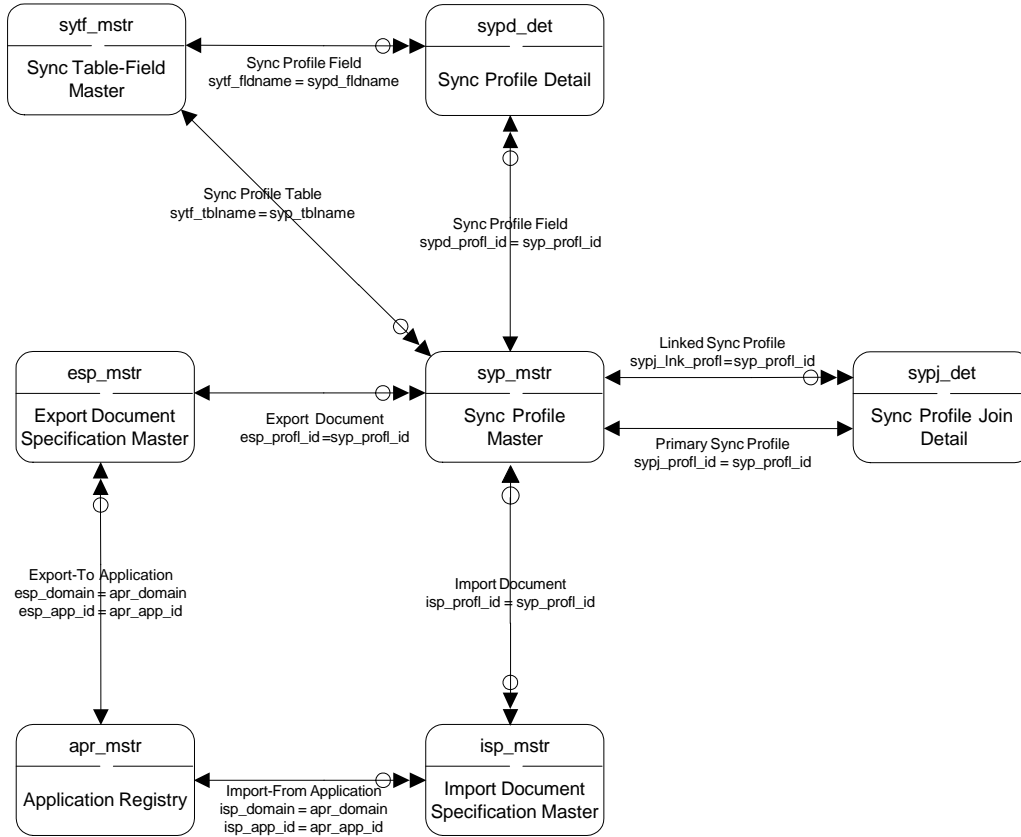
Q/LinQ II



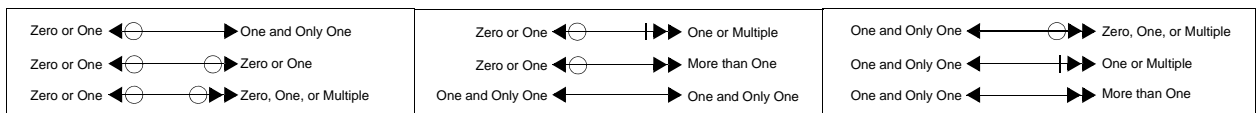
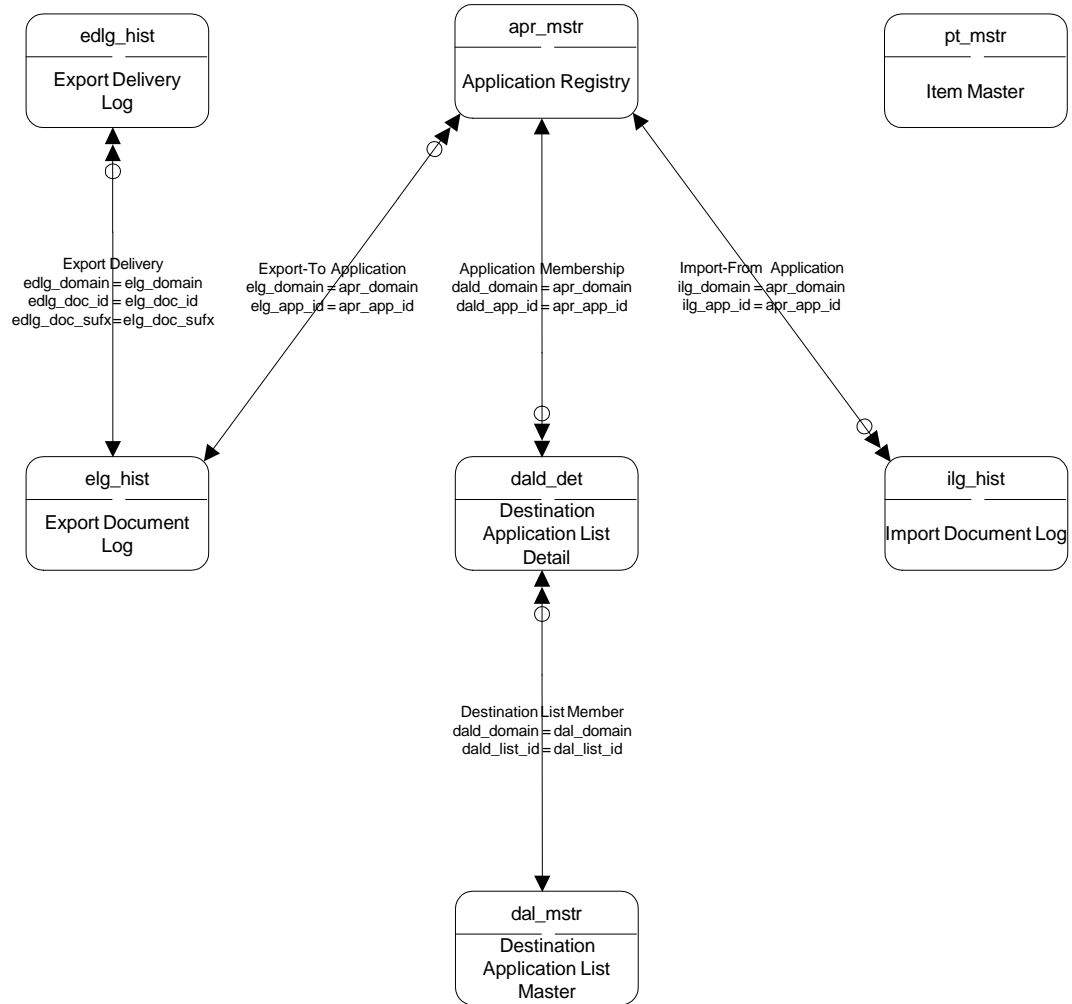
Q/LinQ III



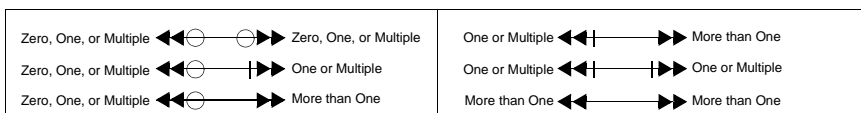
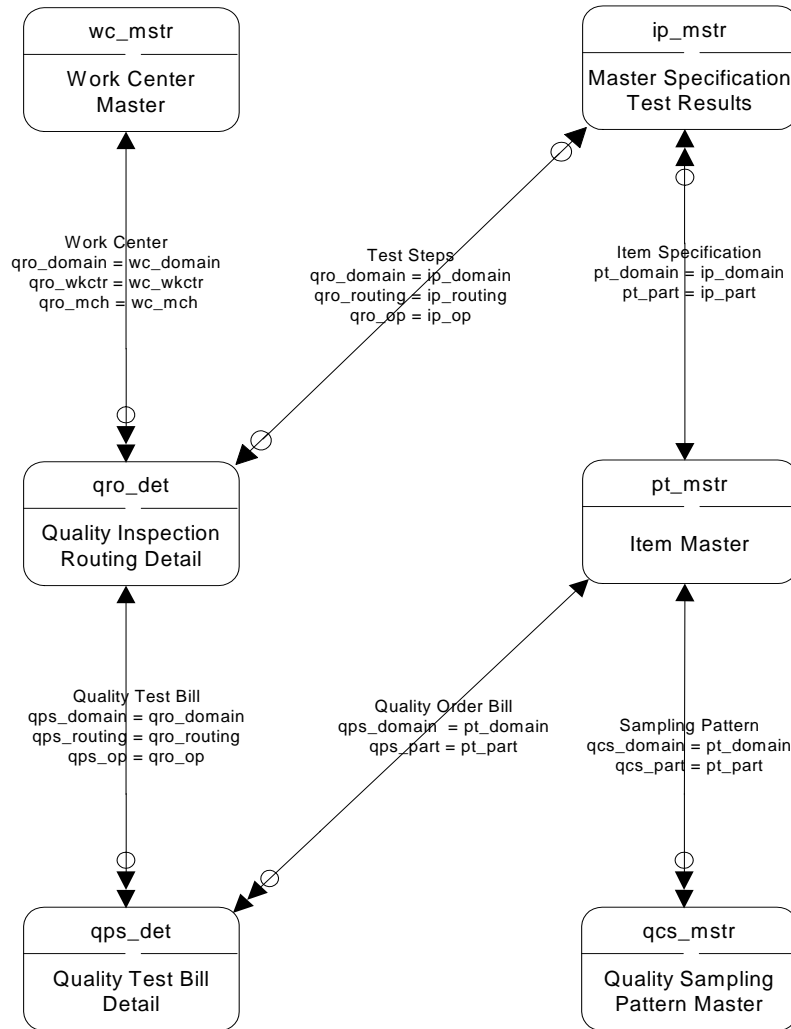
Q/LinQ IV



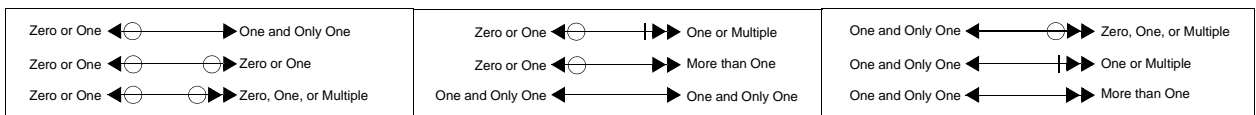
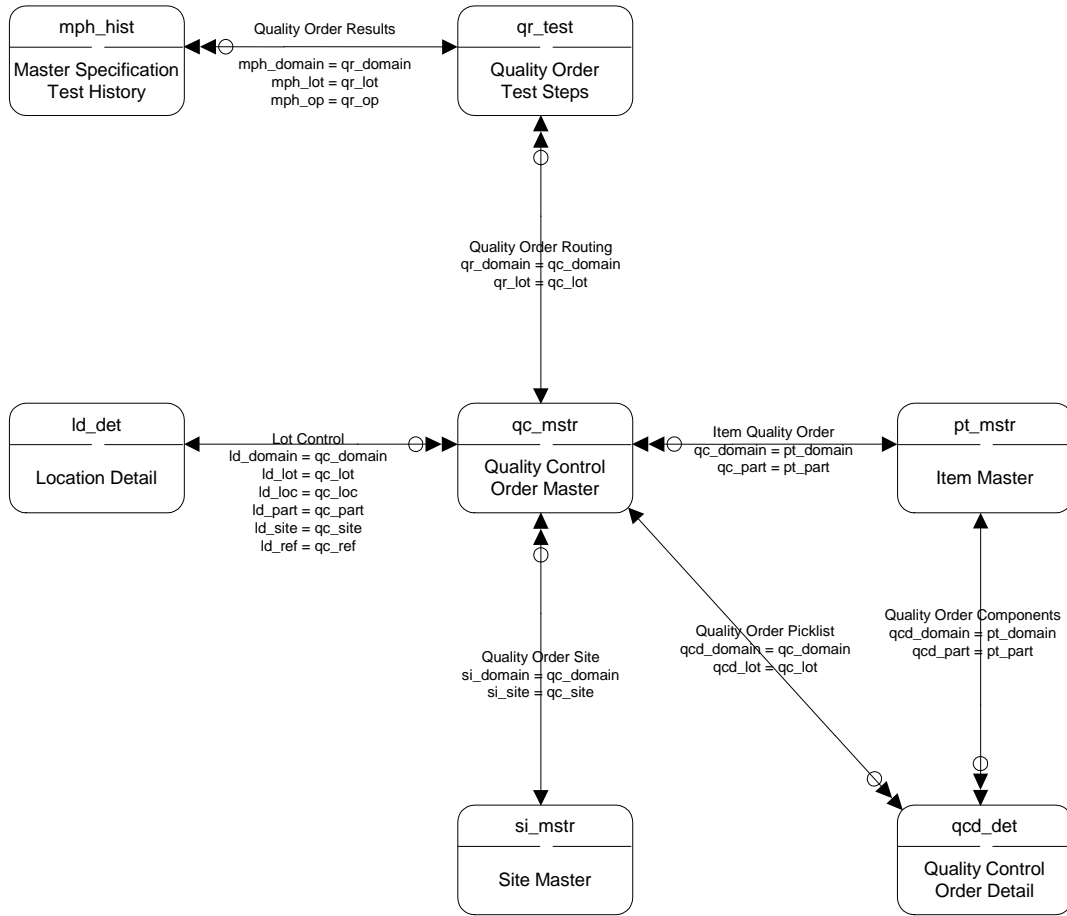
Q/LinQ V



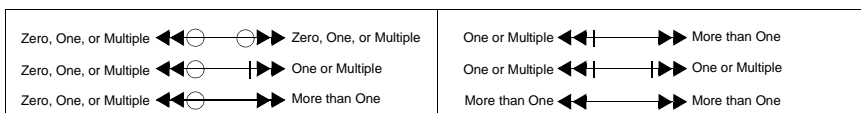
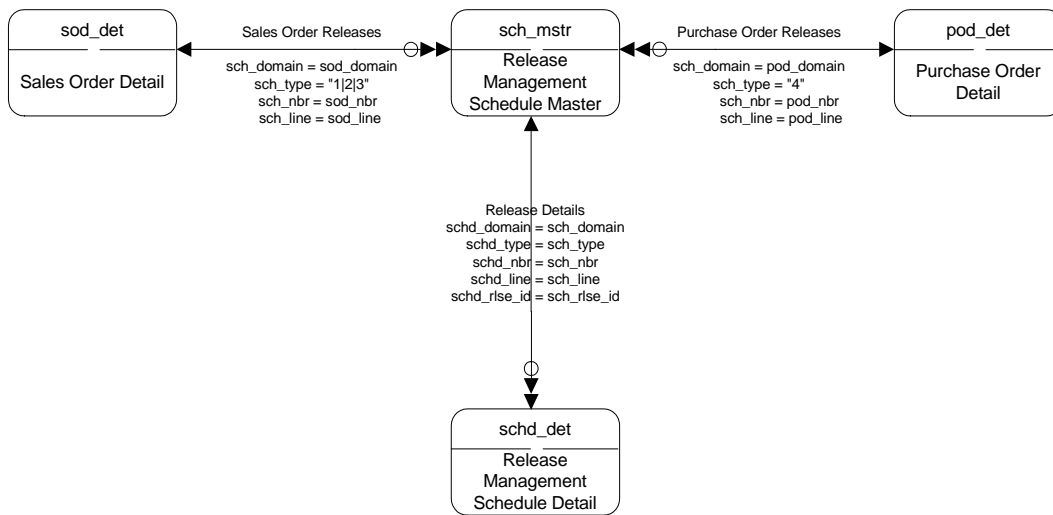
Quality Management



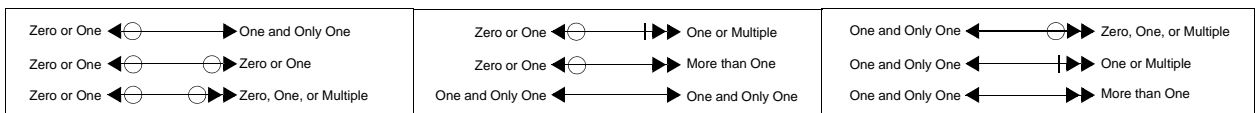
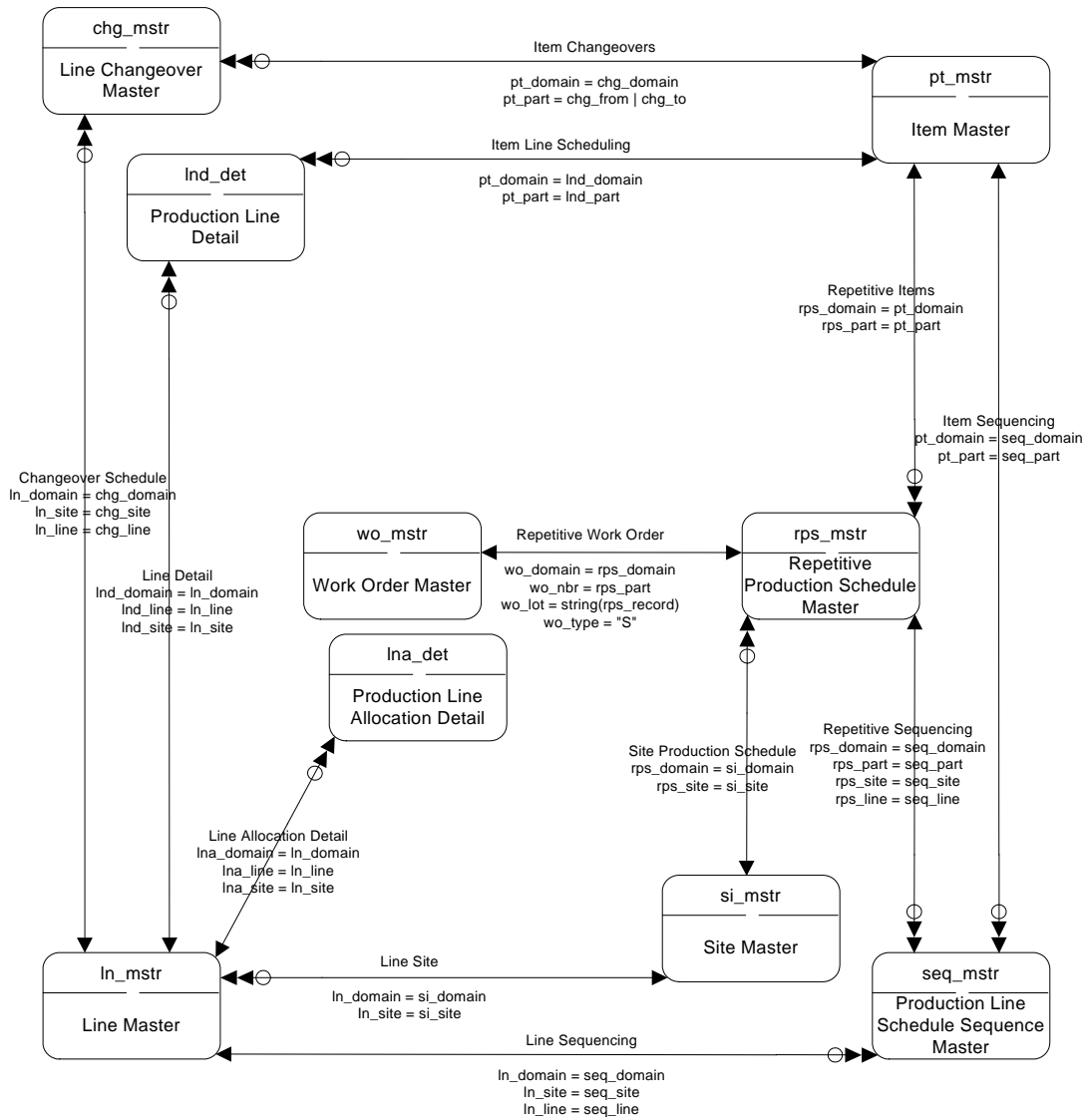
Quality Orders



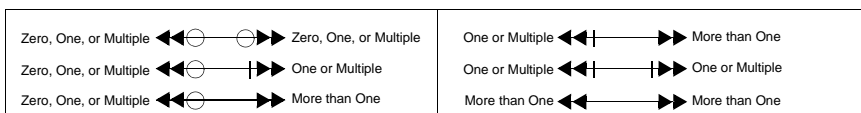
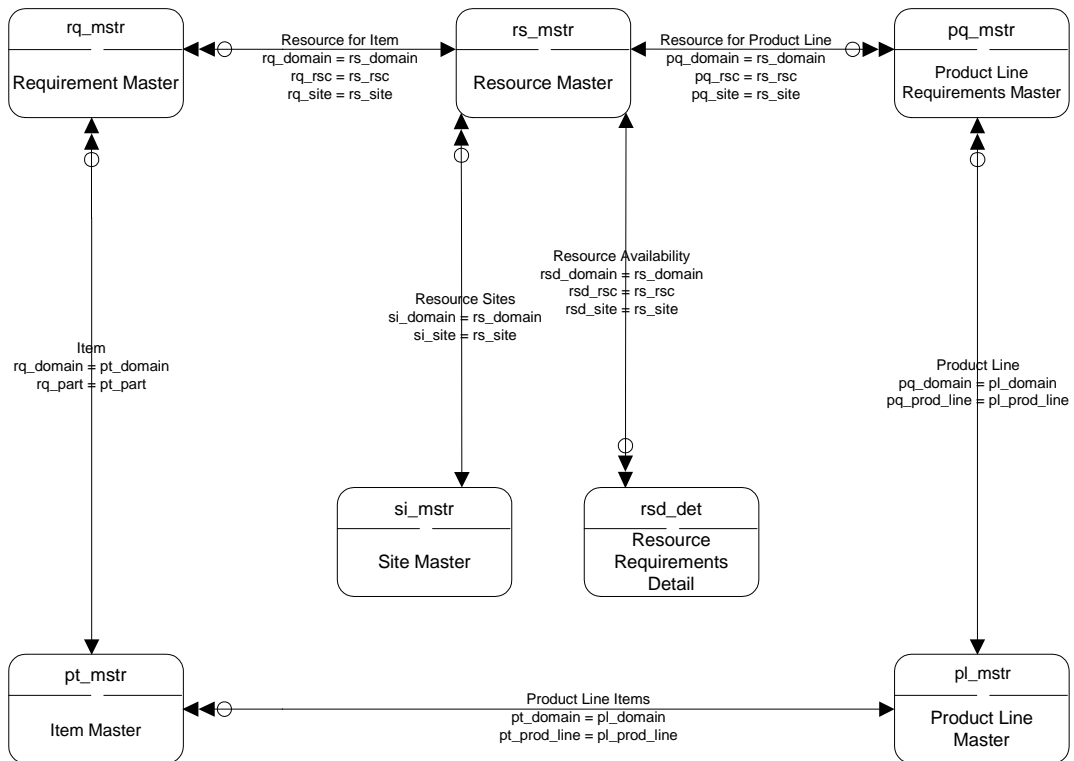
Release Management



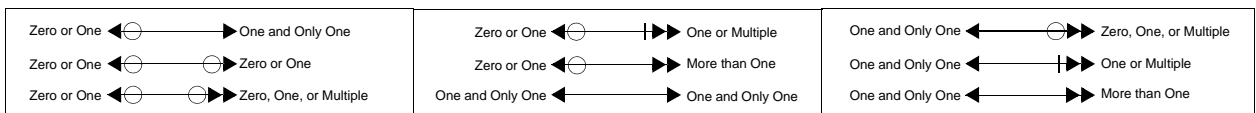
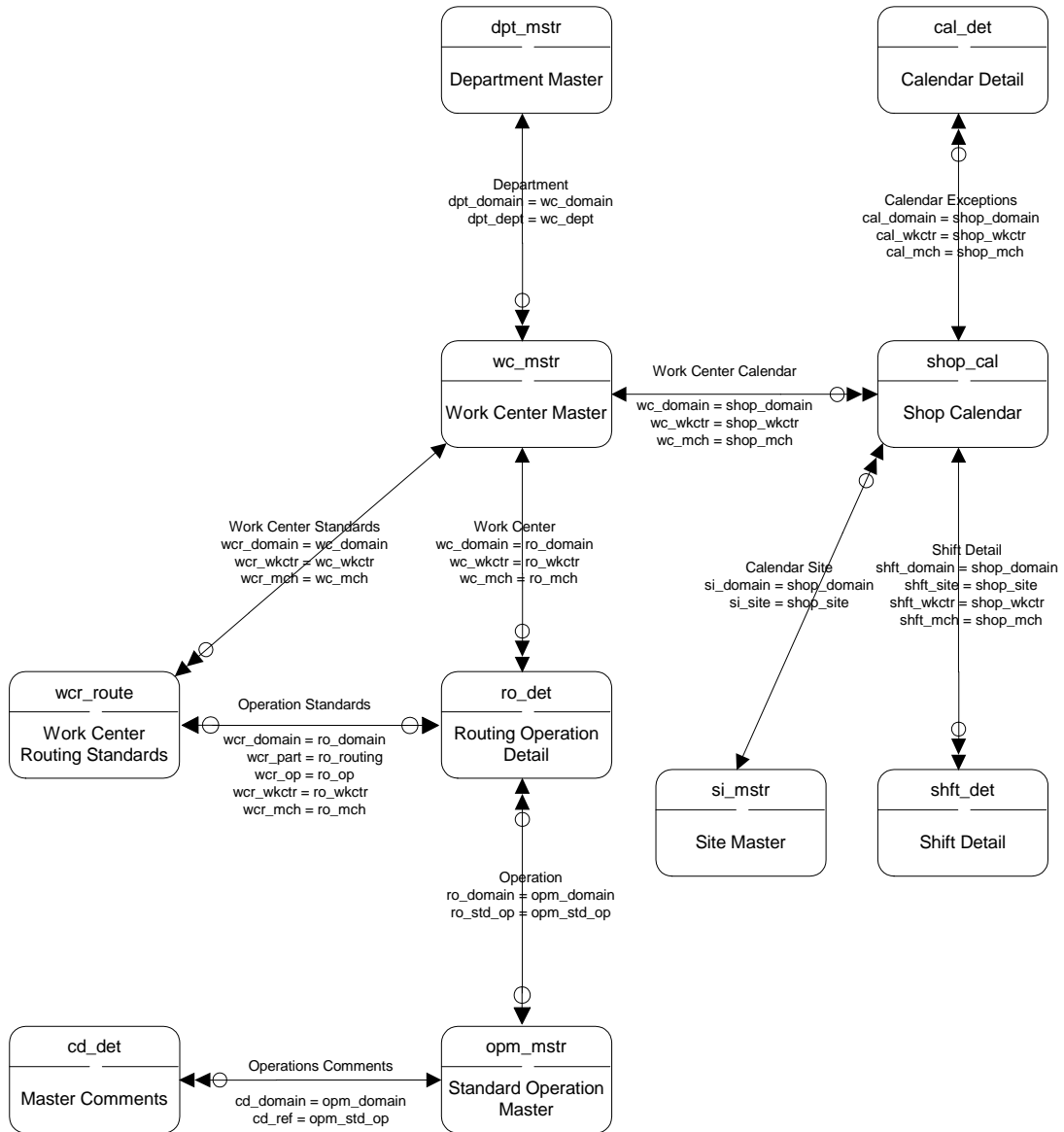
Repetitive Schedule



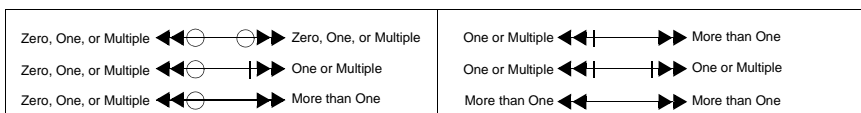
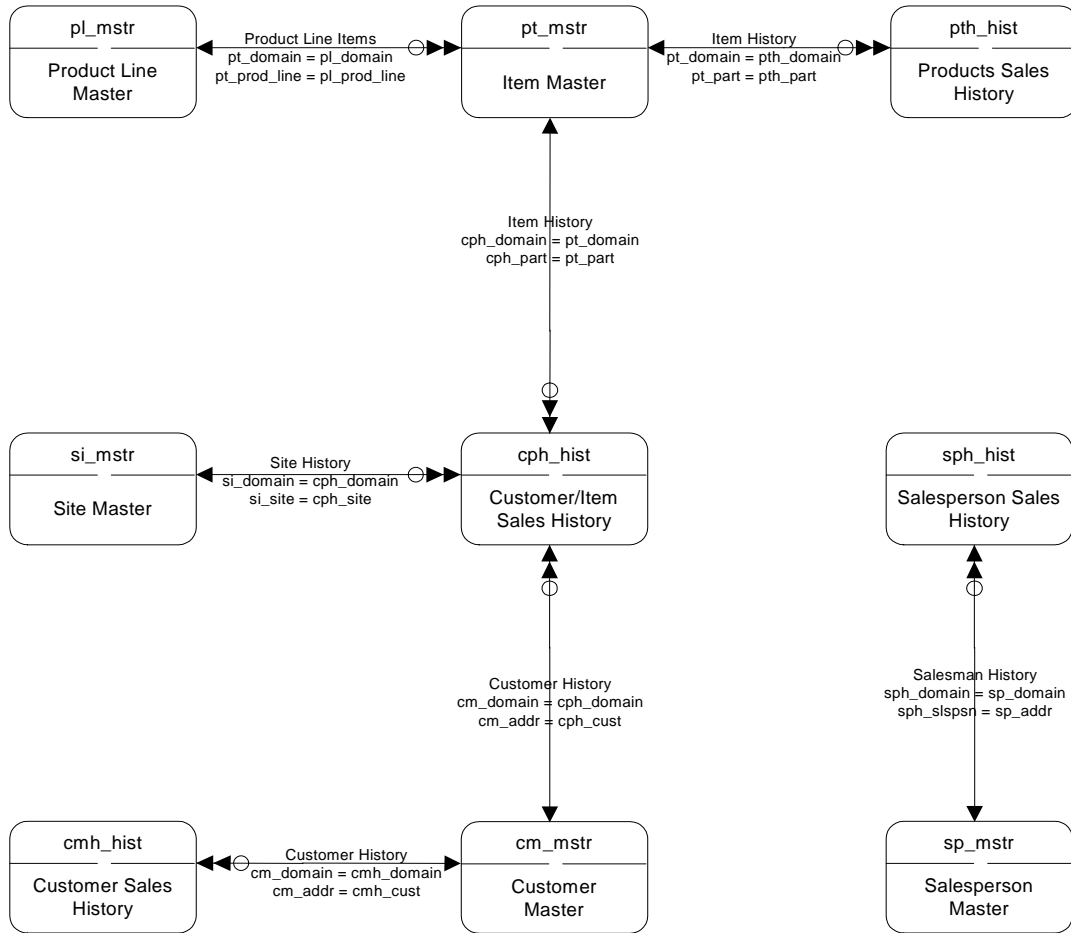
Resource Plan



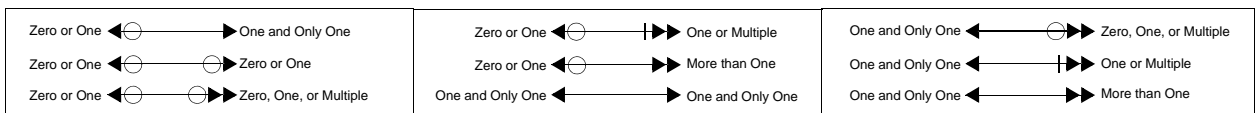
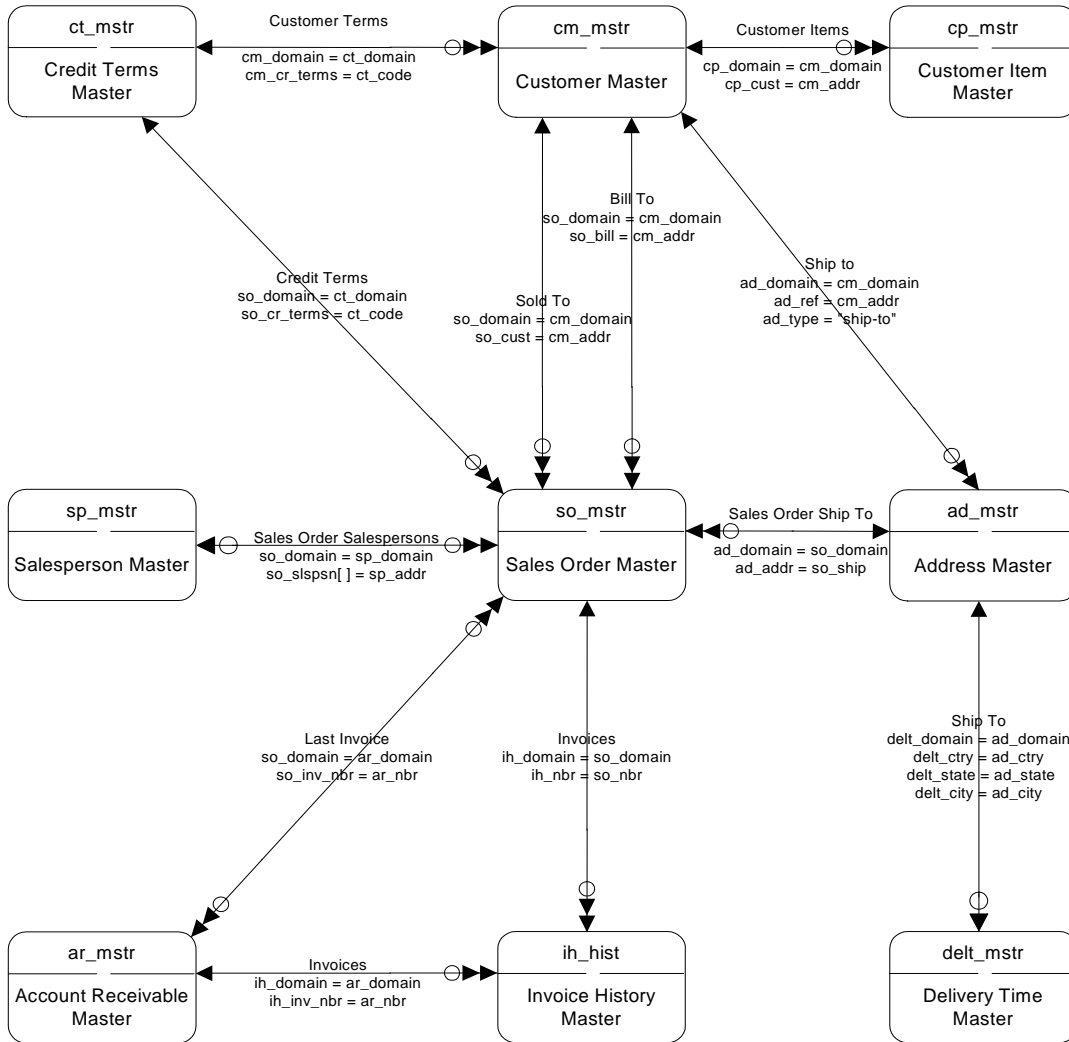
Routing Standards



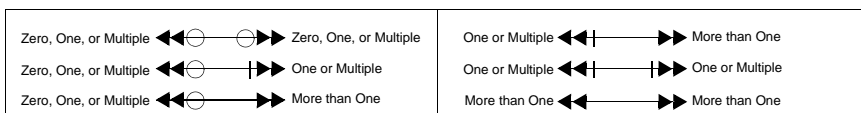
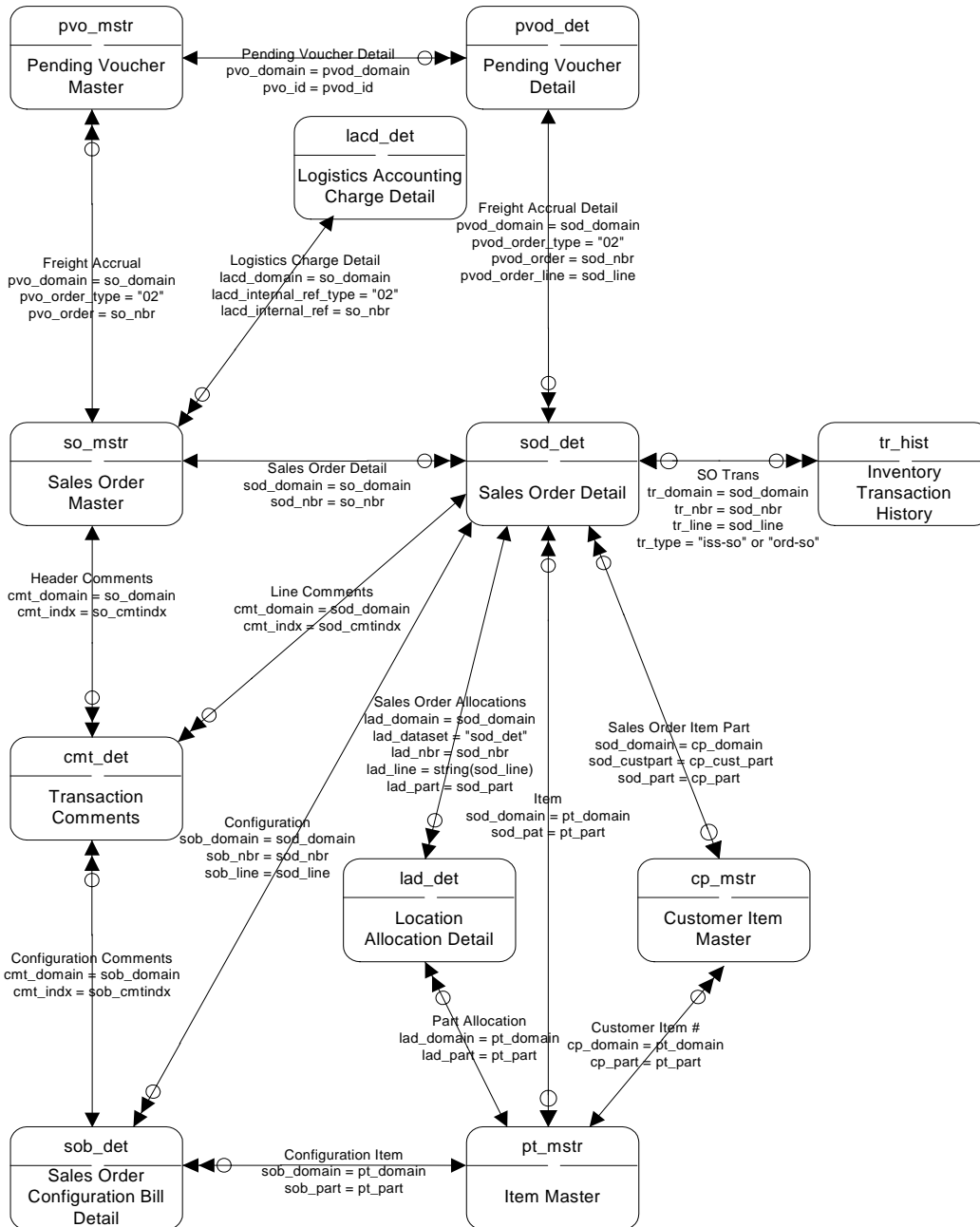
Sales Analysis



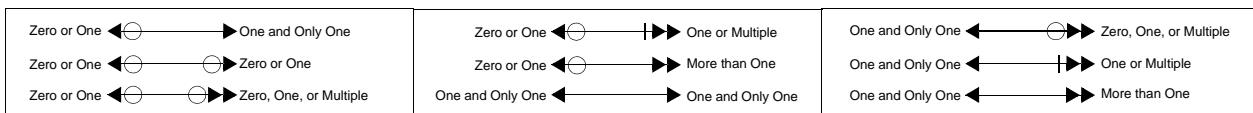
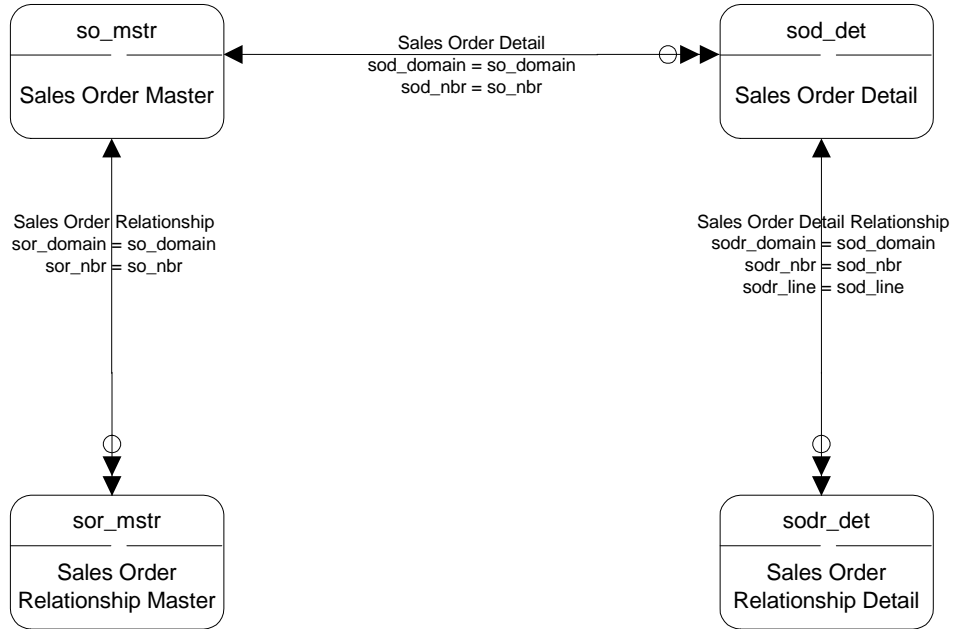
Sales Orders I



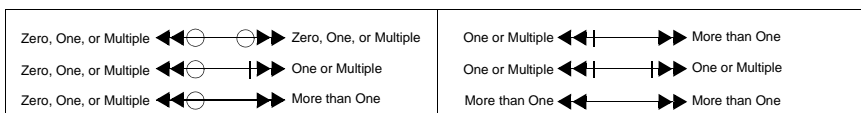
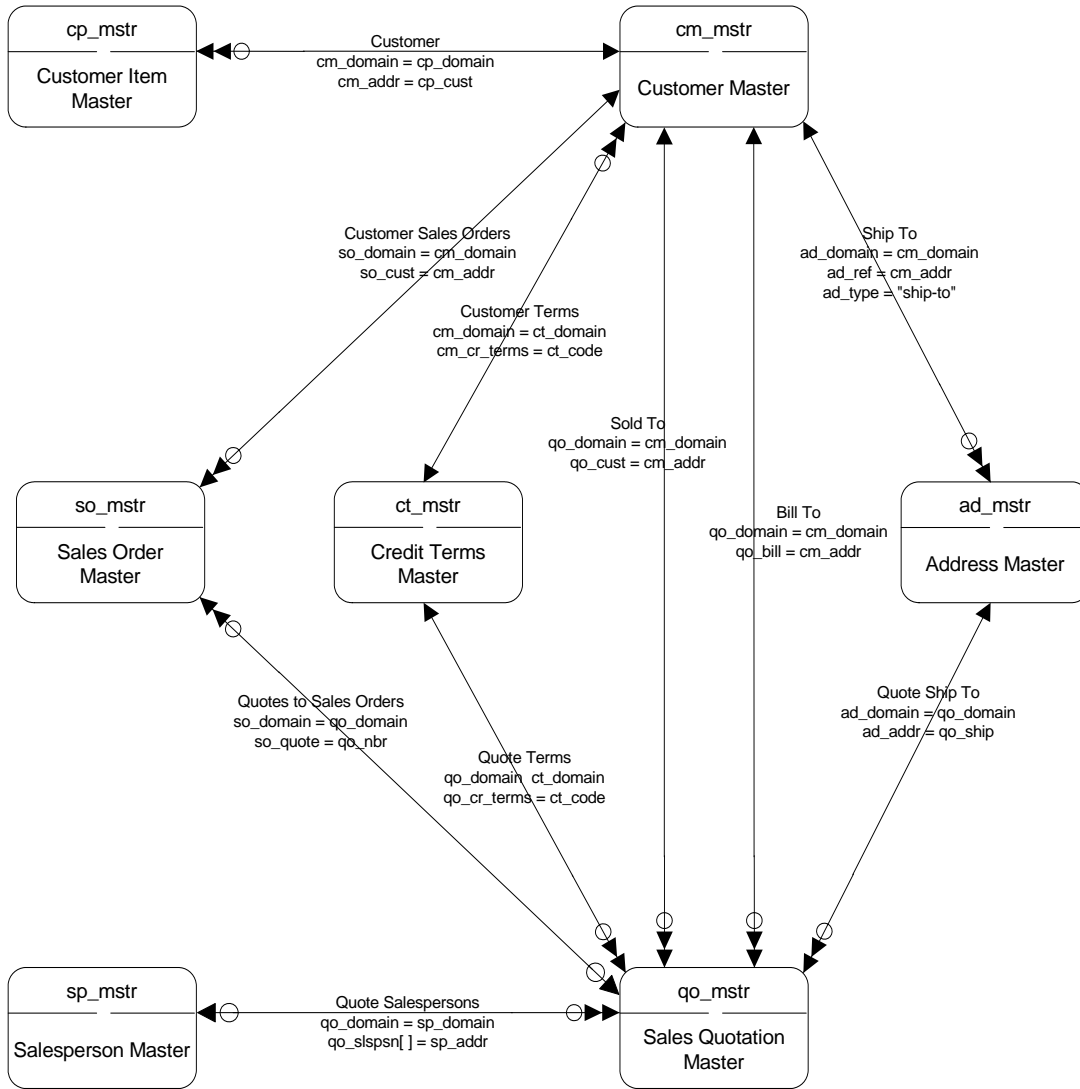
Sales Orders II



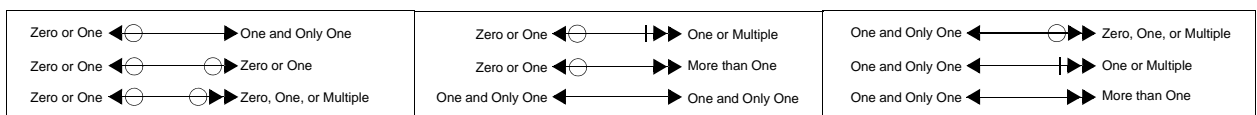
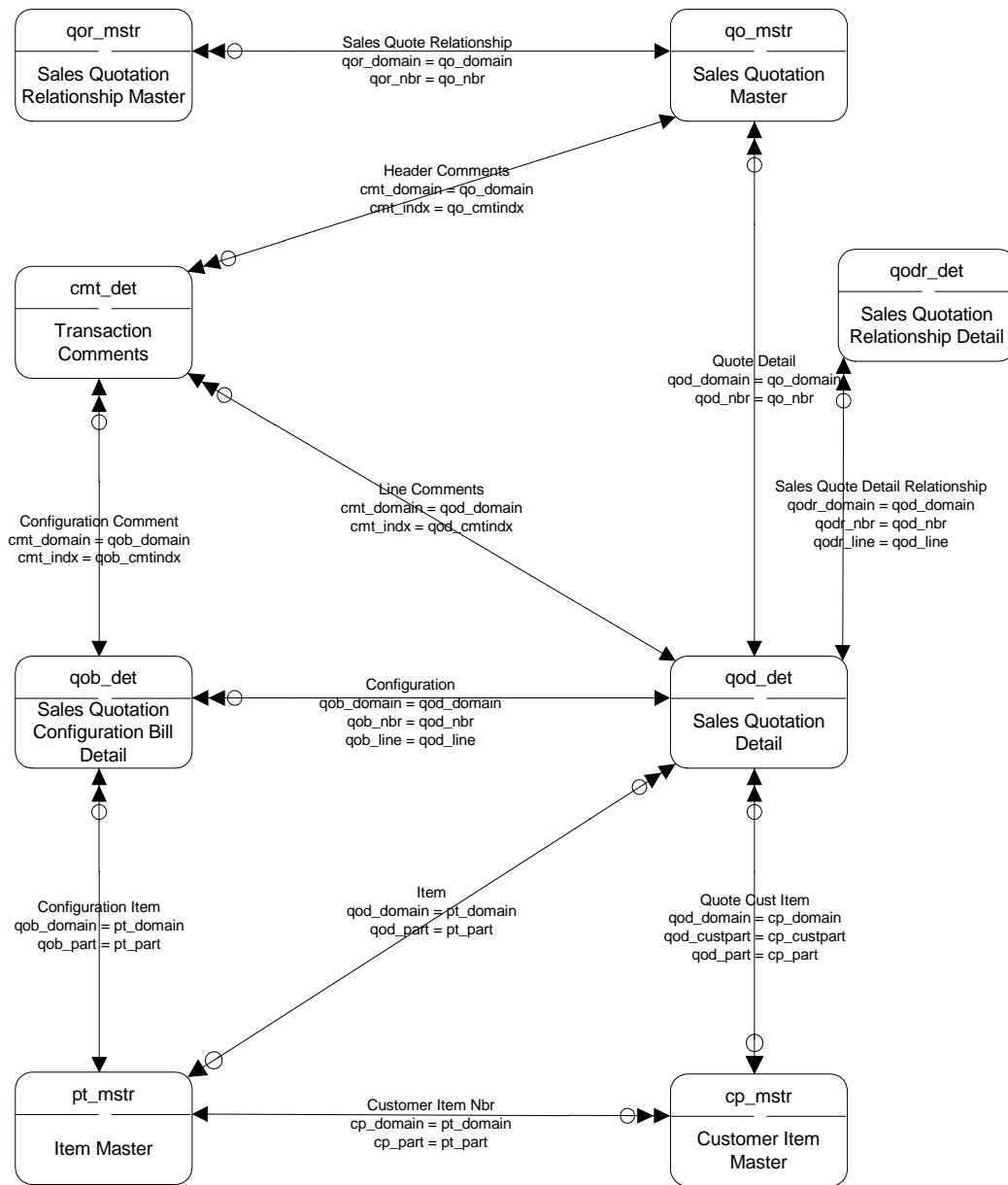
Sales Orders III



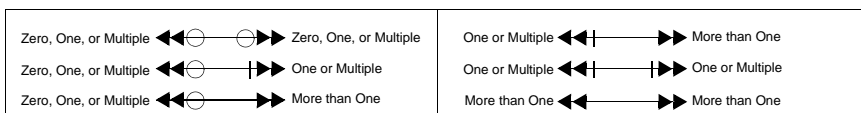
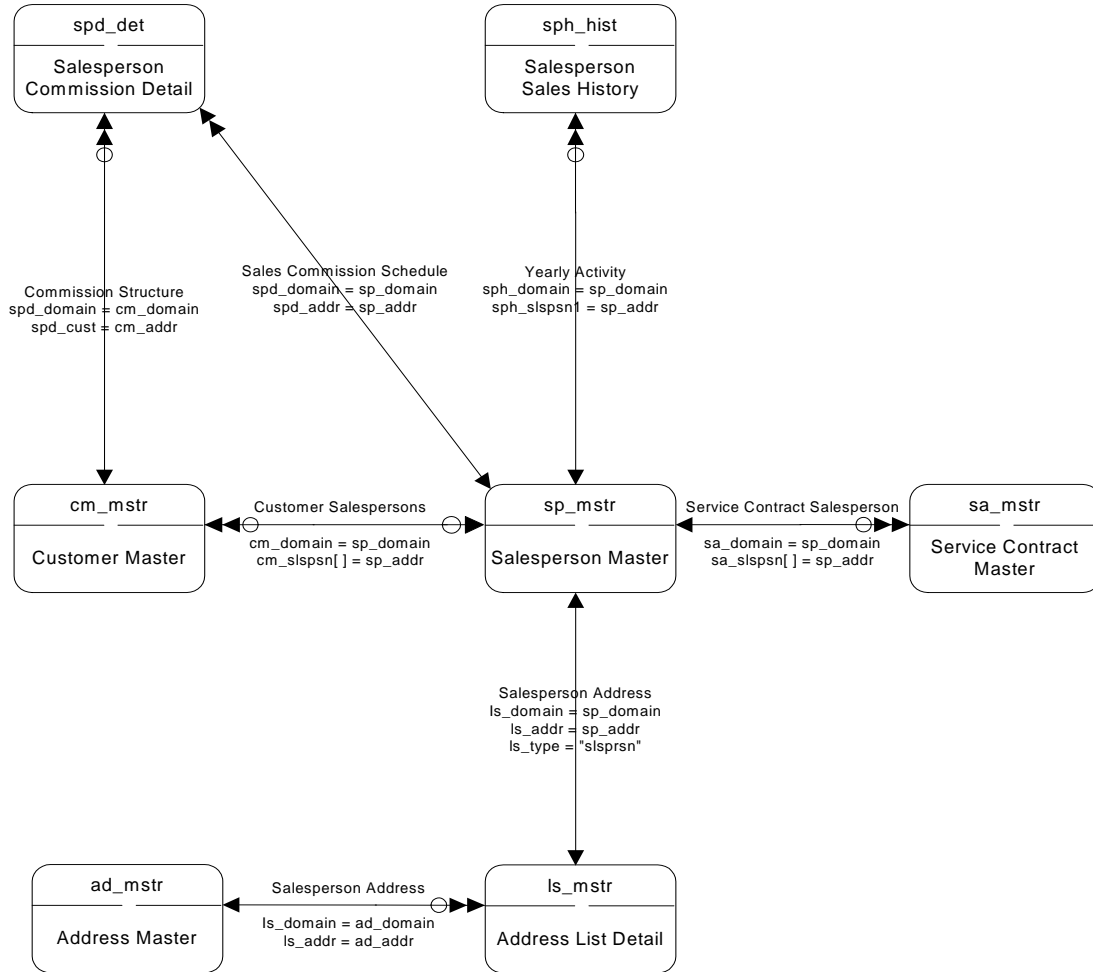
Sales Quotations I



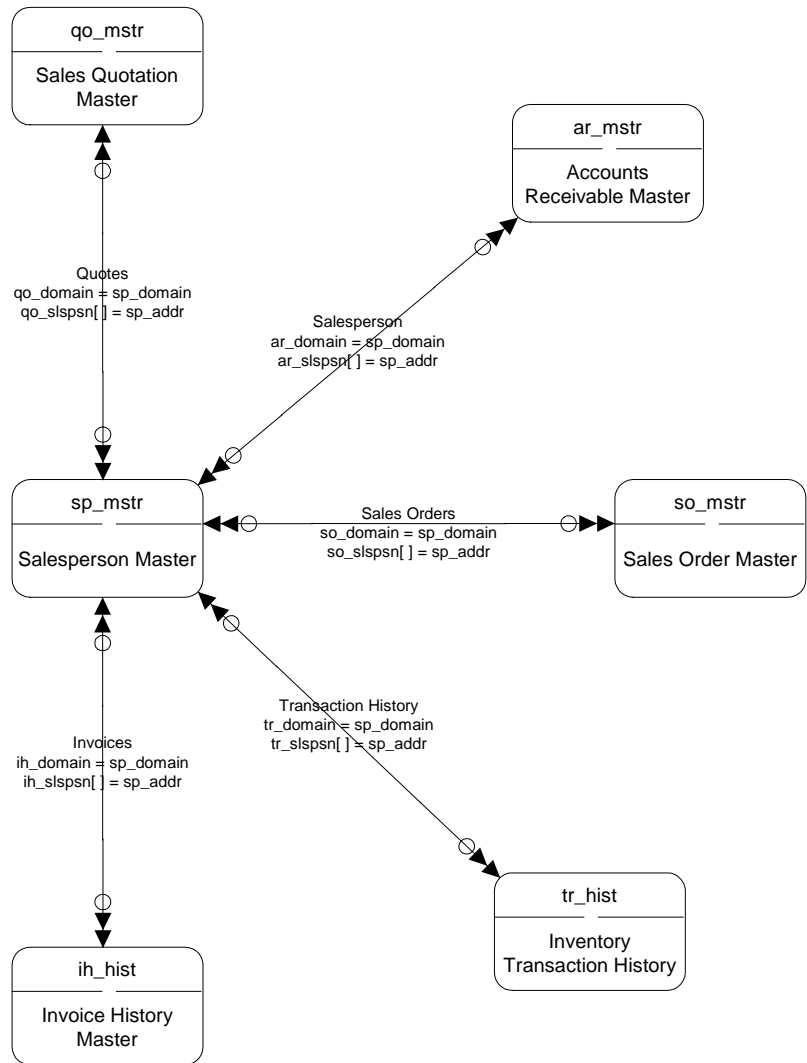
Sales Quotations II



Salesperson I

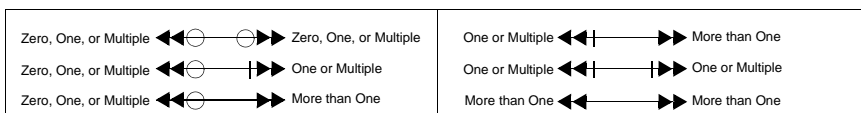
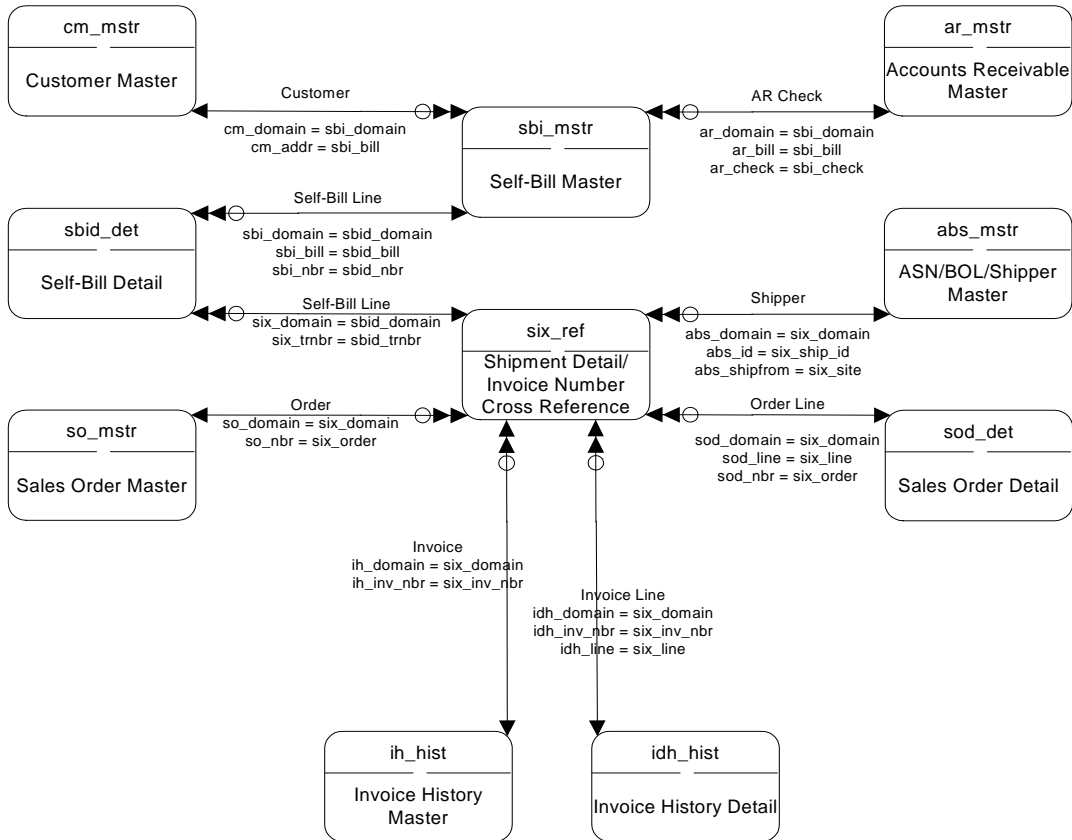


Salesperson II

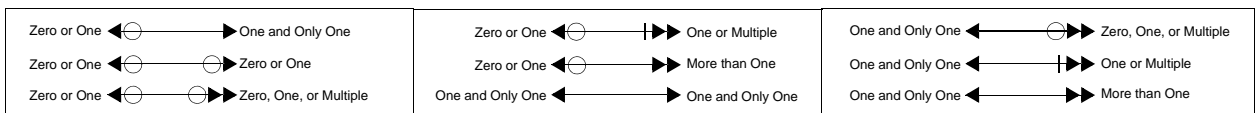
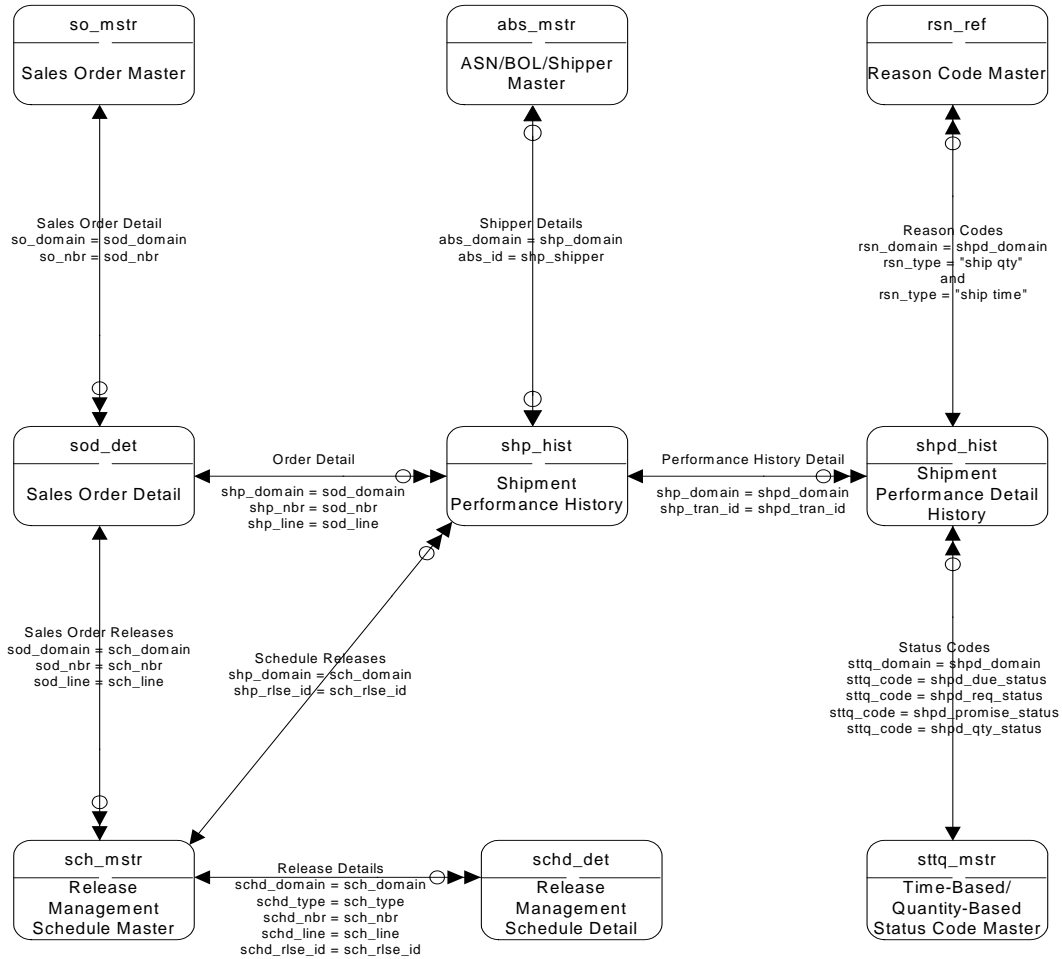


Zero or One $\leftarrow \ominus$ \rightarrow One and Only One	Zero or One $\leftarrow \ominus$ \rightarrow One or Multiple	One and Only One $\leftarrow \ominus$ \rightarrow Zero, One, or Multiple
Zero or One $\leftarrow \ominus$ \rightarrow Zero or One	Zero or One $\leftarrow \ominus$ \rightarrow More than One	One and Only One $\leftarrow \ominus$ \rightarrow One or Multiple
Zero or One $\leftarrow \ominus$ \rightarrow Zero, One, or Multiple	One and Only One $\leftarrow \ominus$ \rightarrow One and Only One	One and Only One $\leftarrow \ominus$ \rightarrow More than One

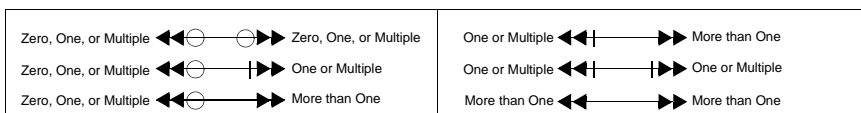
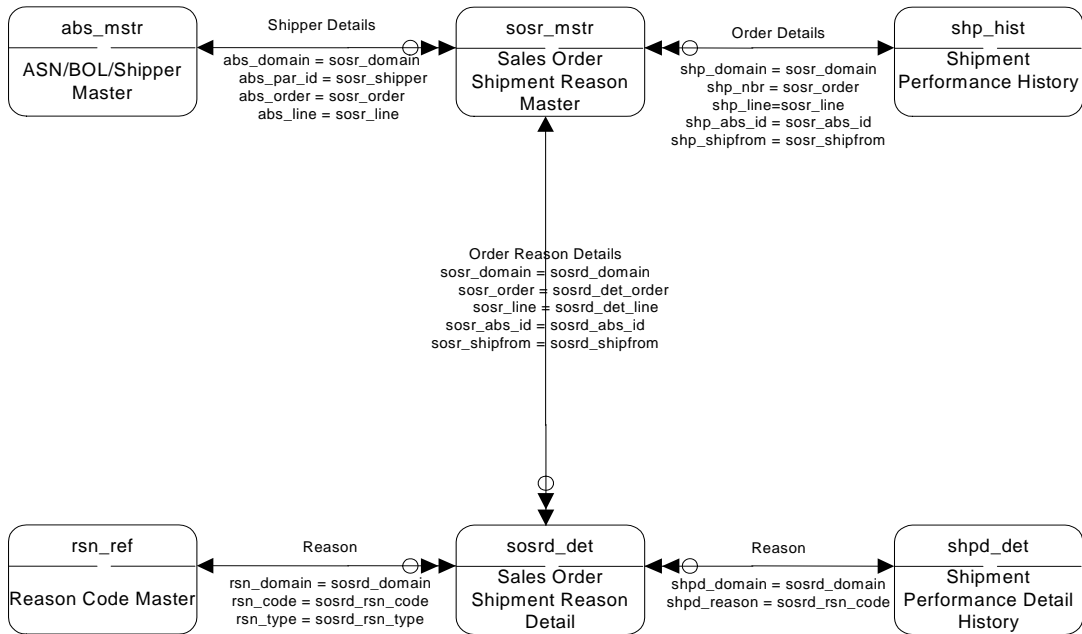
Self-Billing



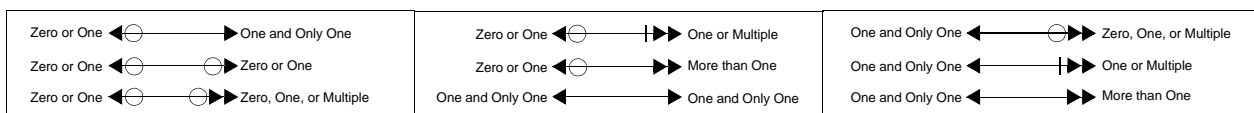
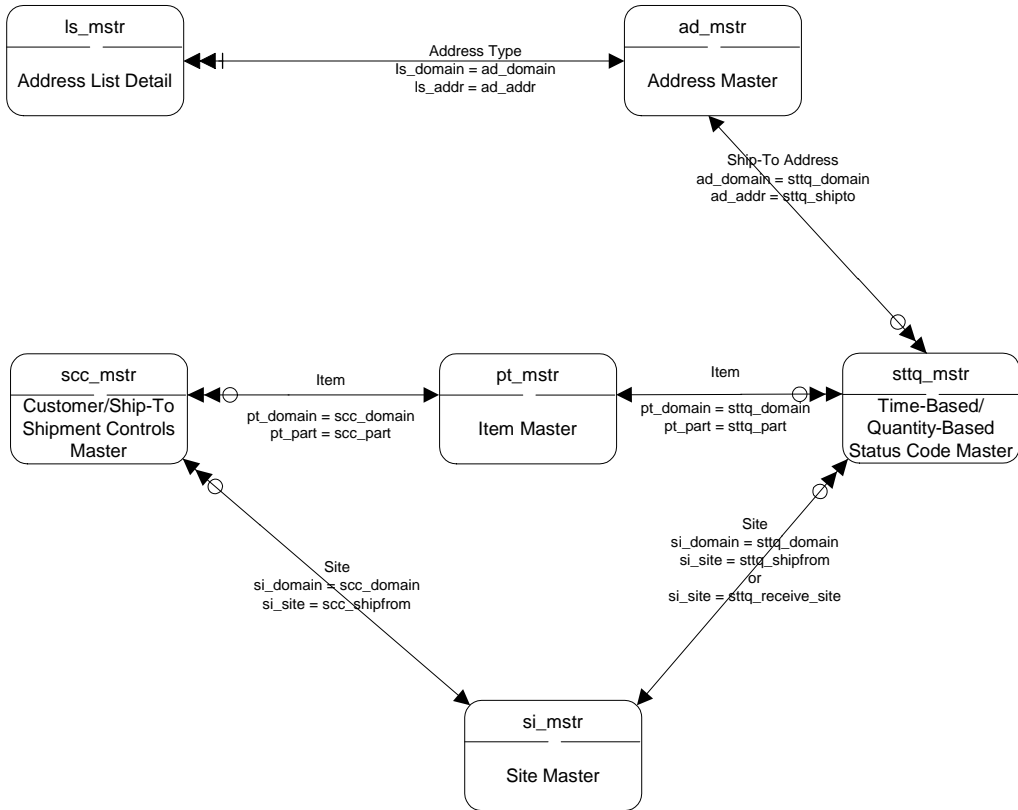
Shipment Performance I



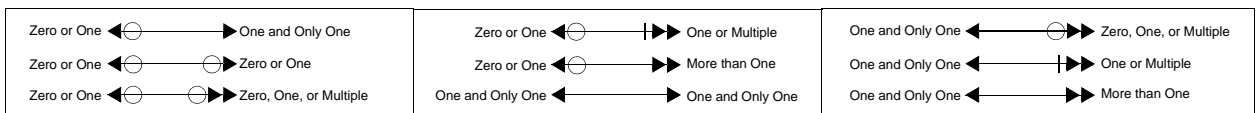
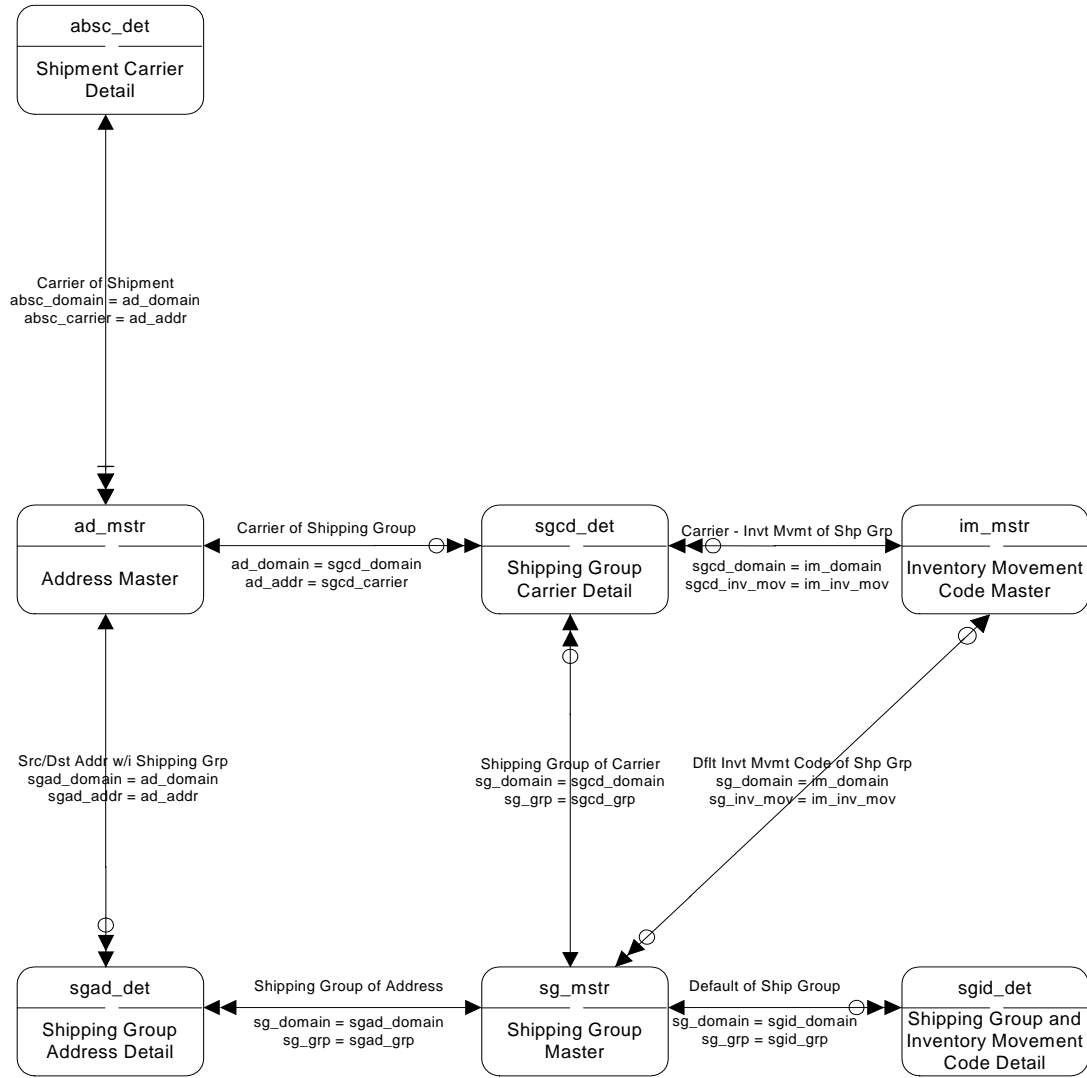
Shipment Performance II



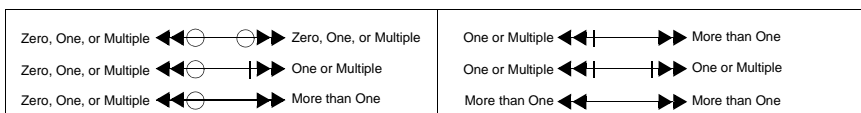
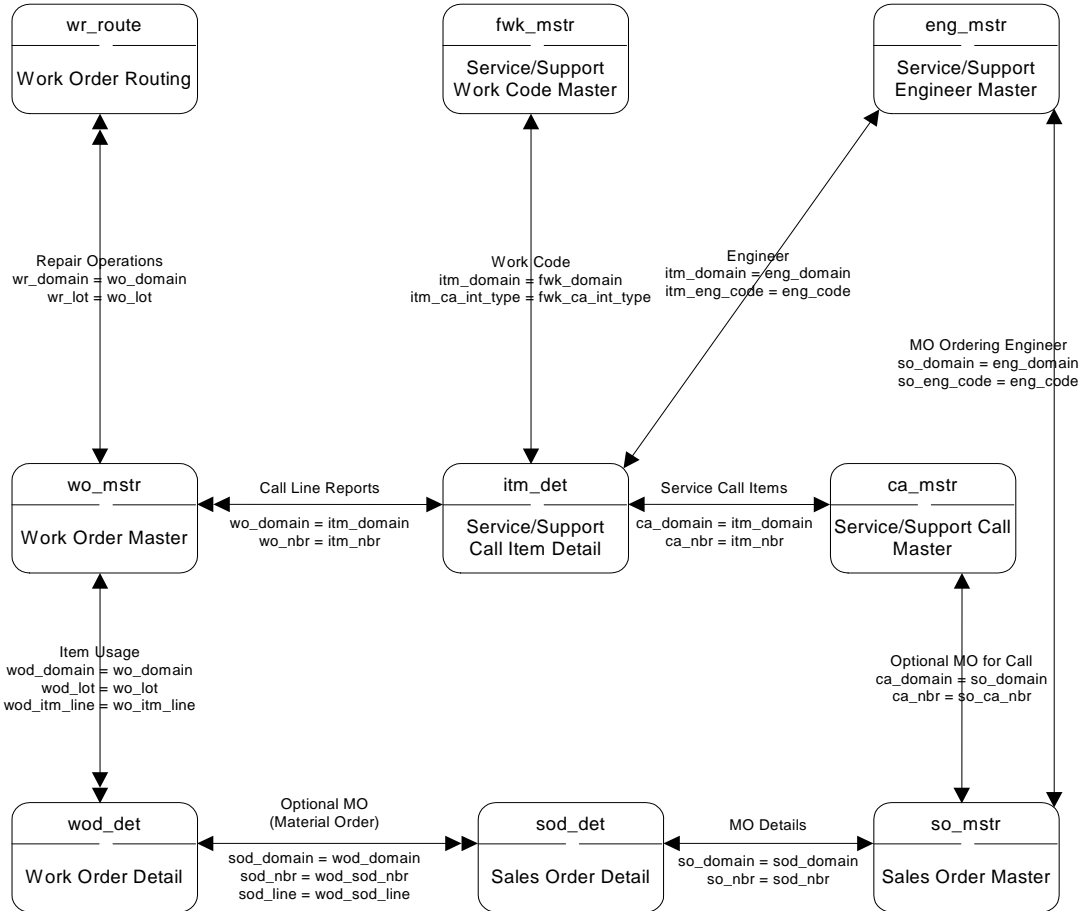
Shipment Performance III



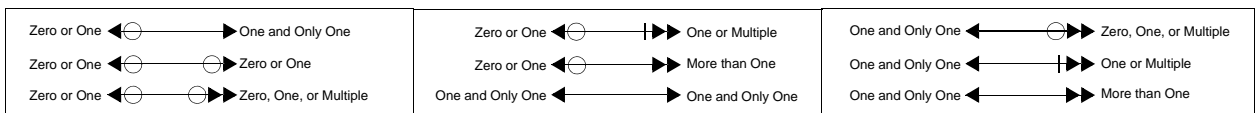
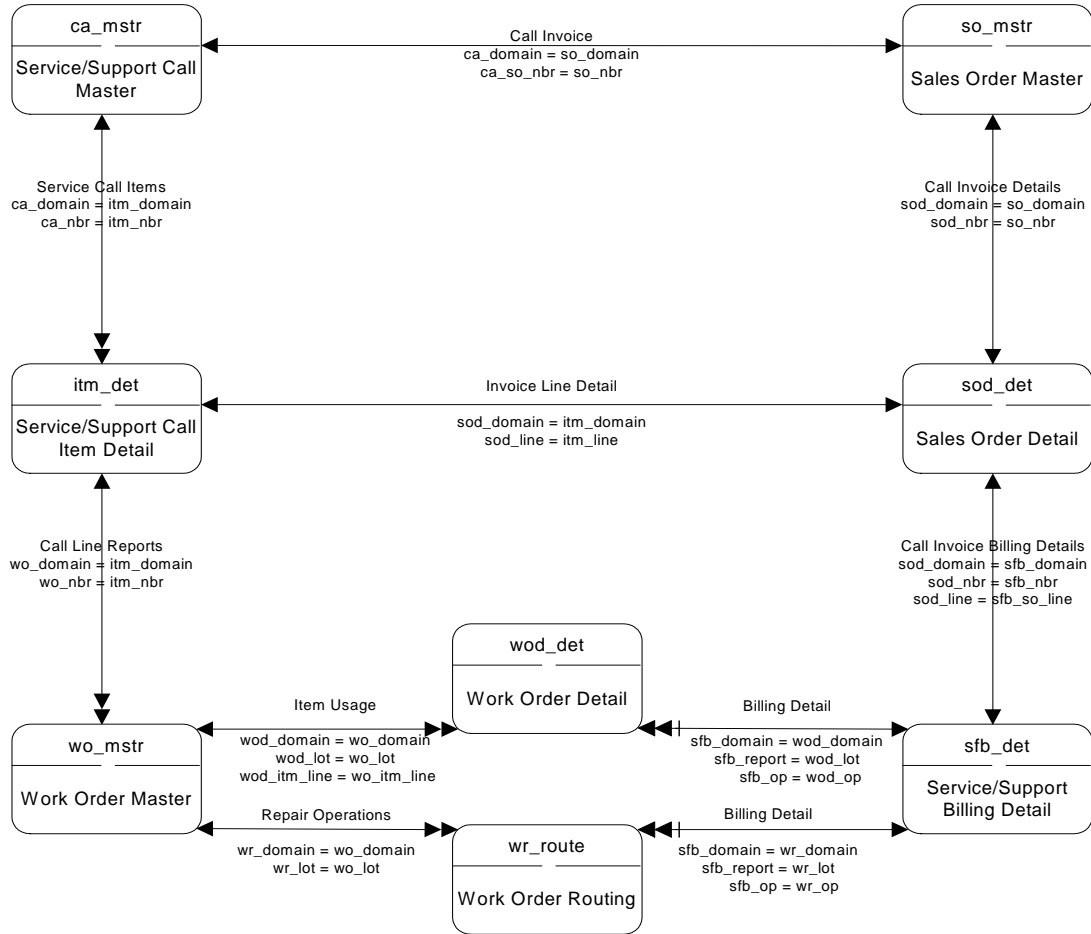
Shipping II



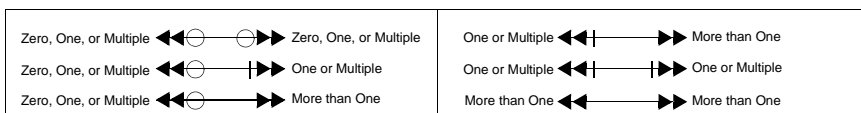
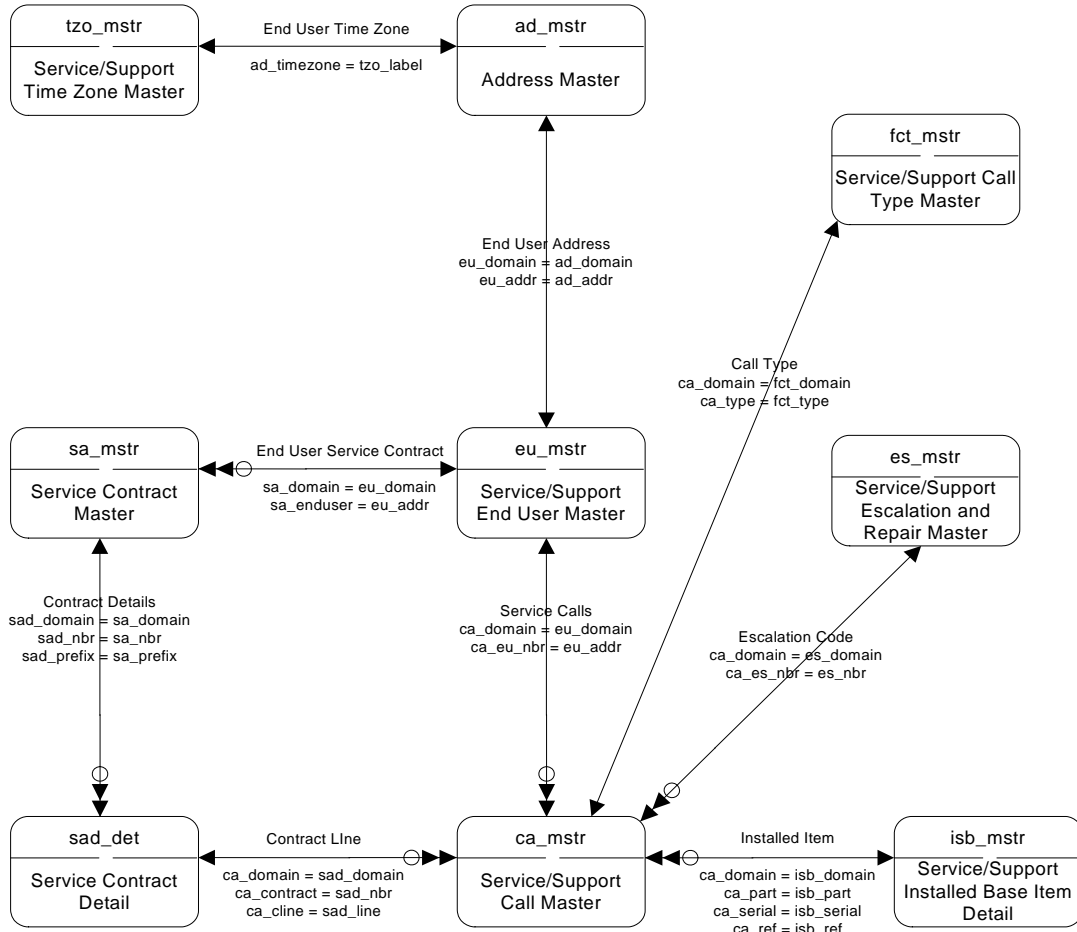
SSM – Call Activity Recording



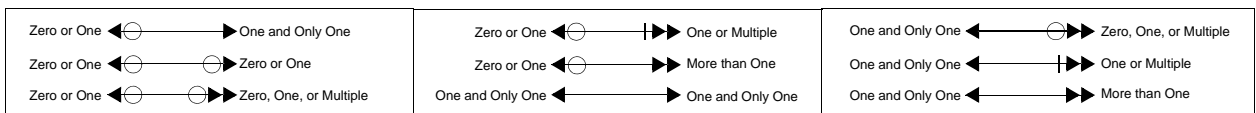
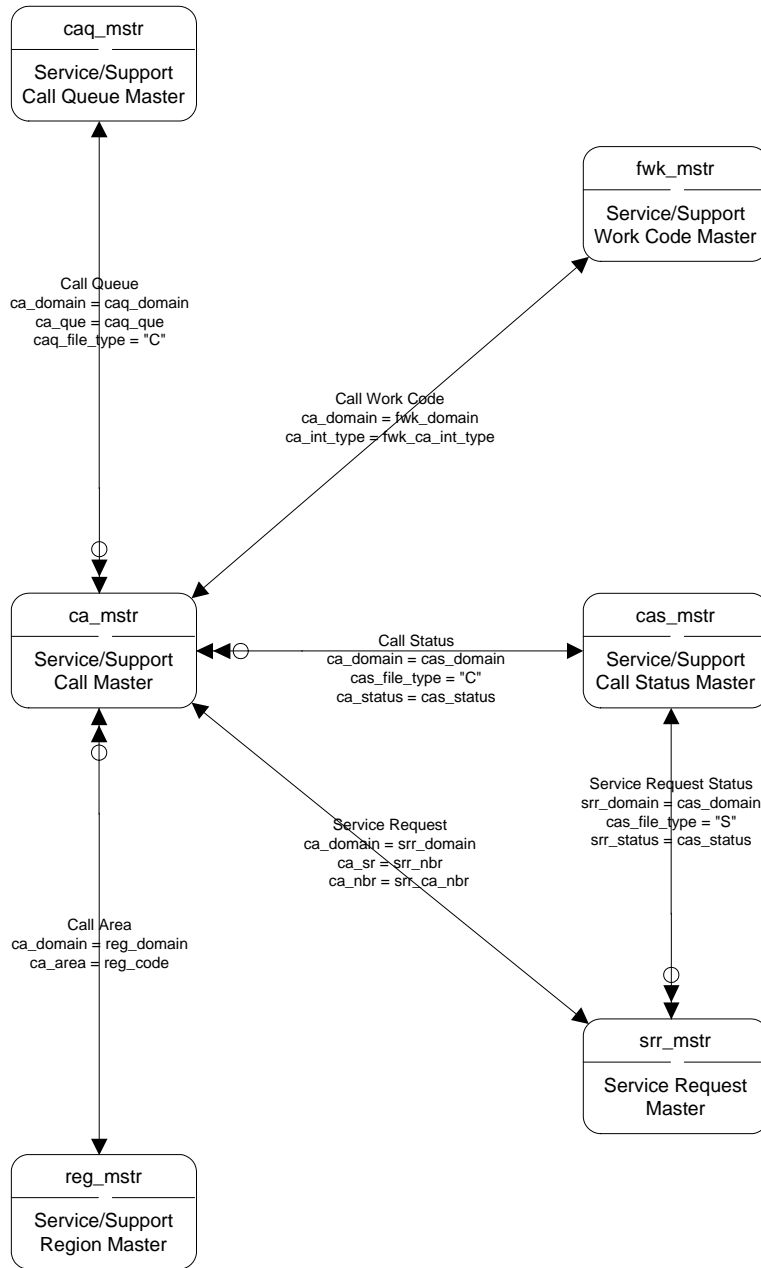
SSM – Call Invoice Recording



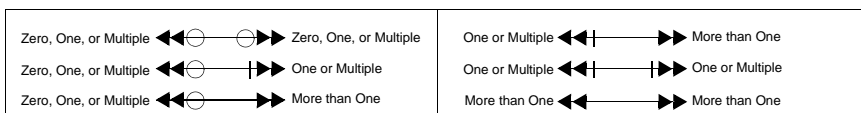
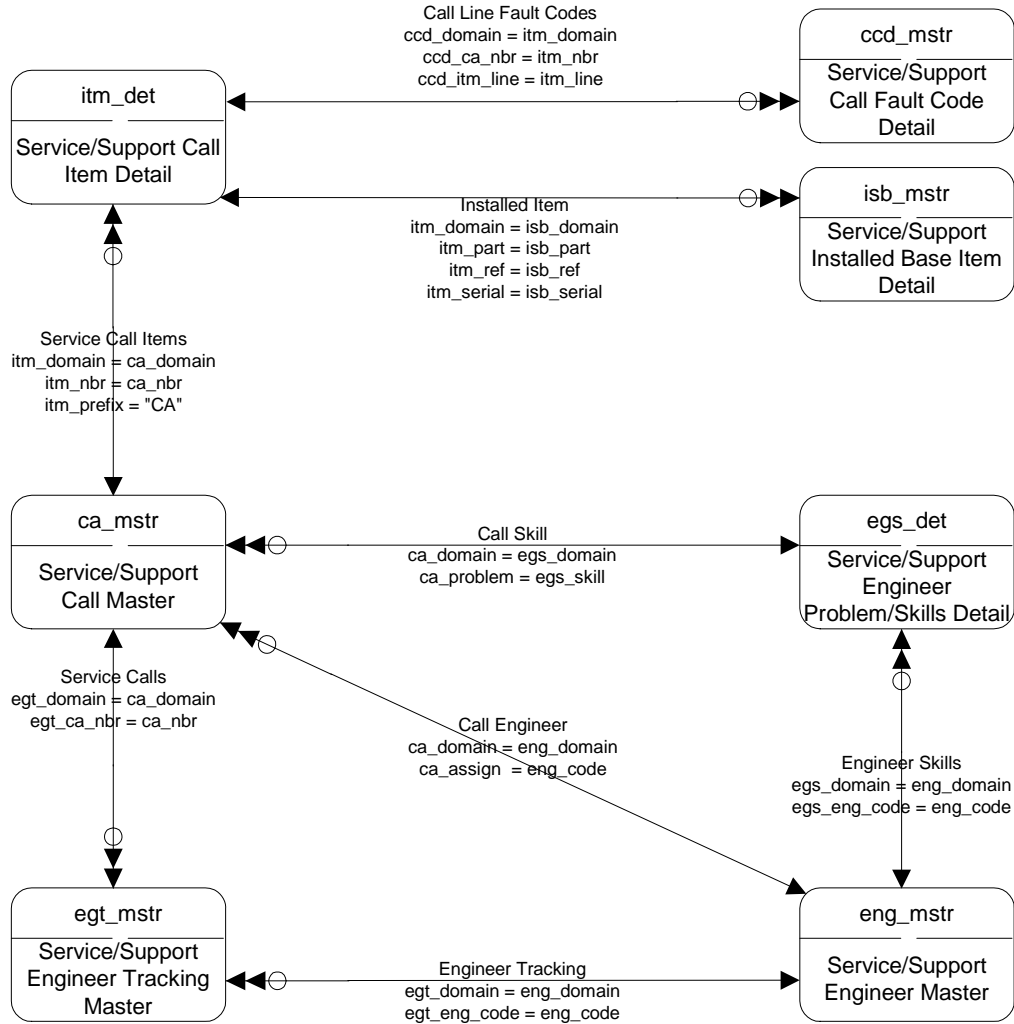
SSM – Call Tracking I



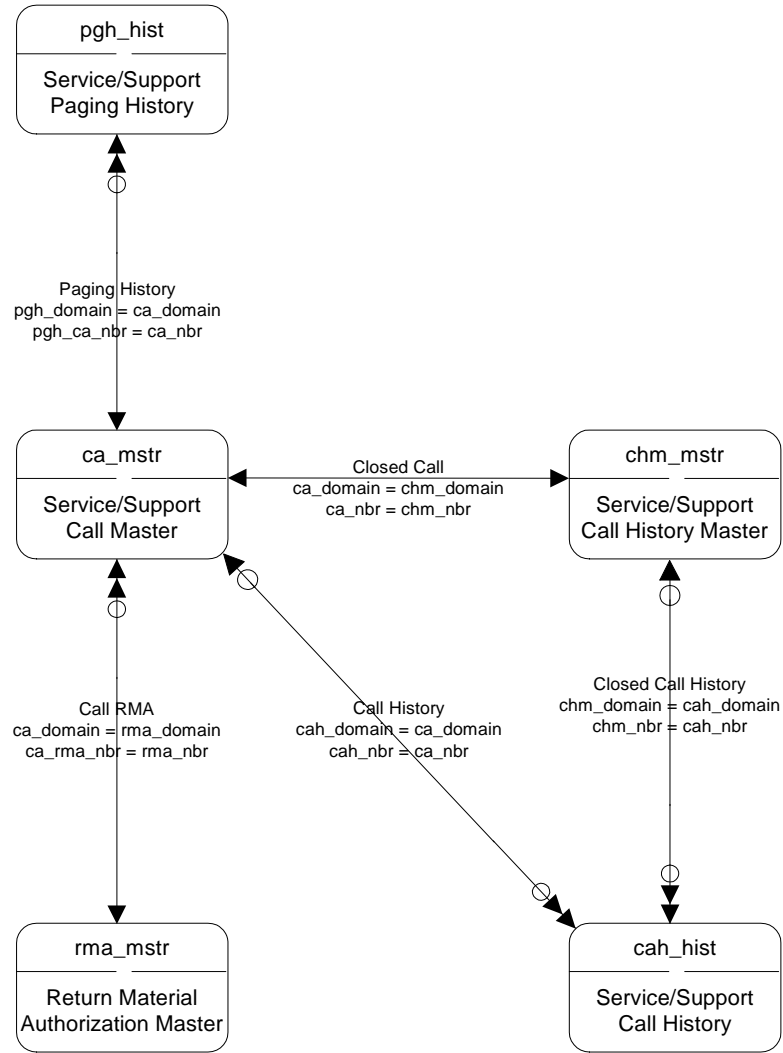
SSM – Call Tracking II



SSM – Call Tracking III

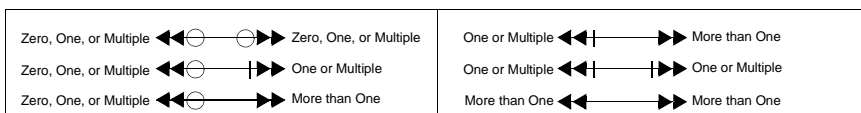
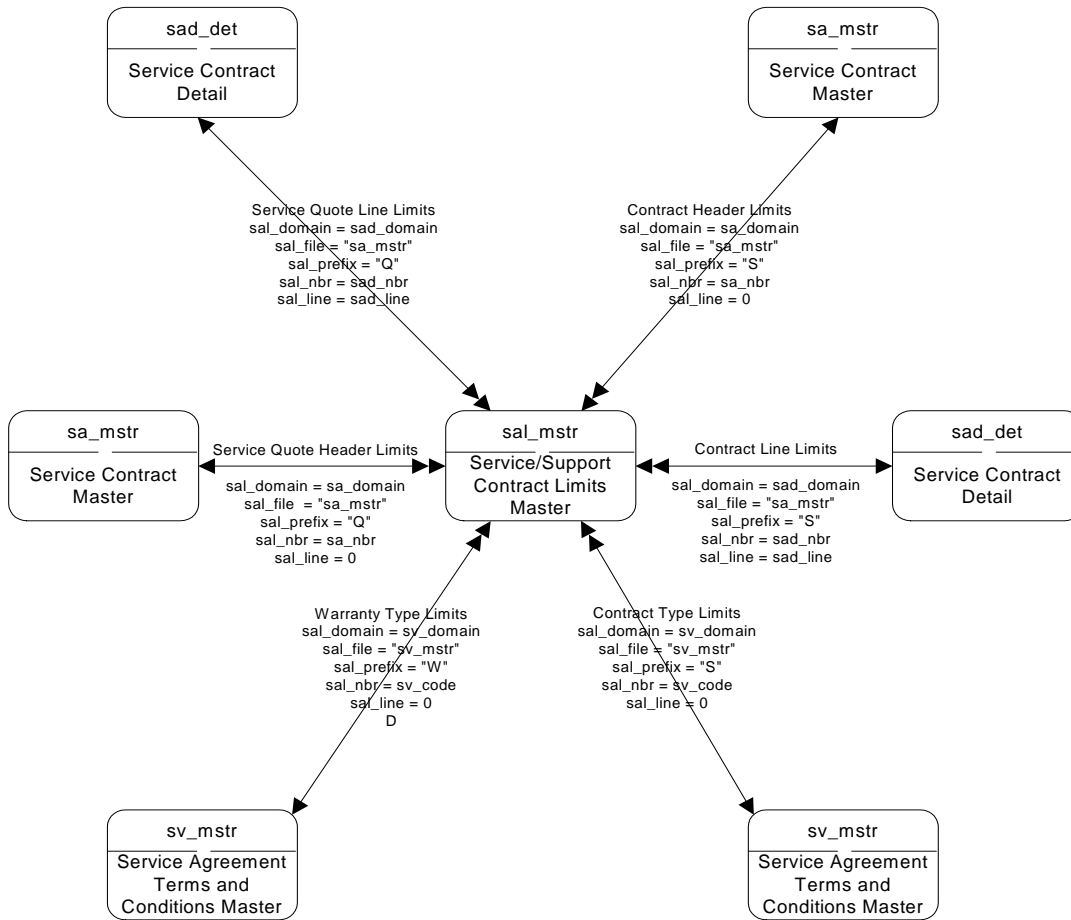


SSM – Call Tracking IV

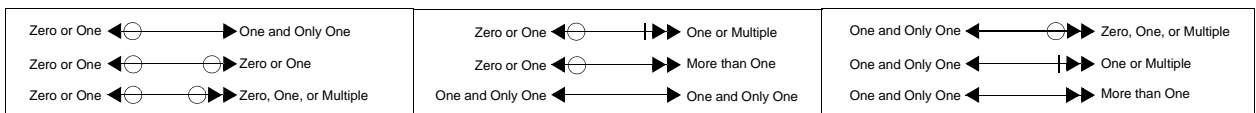
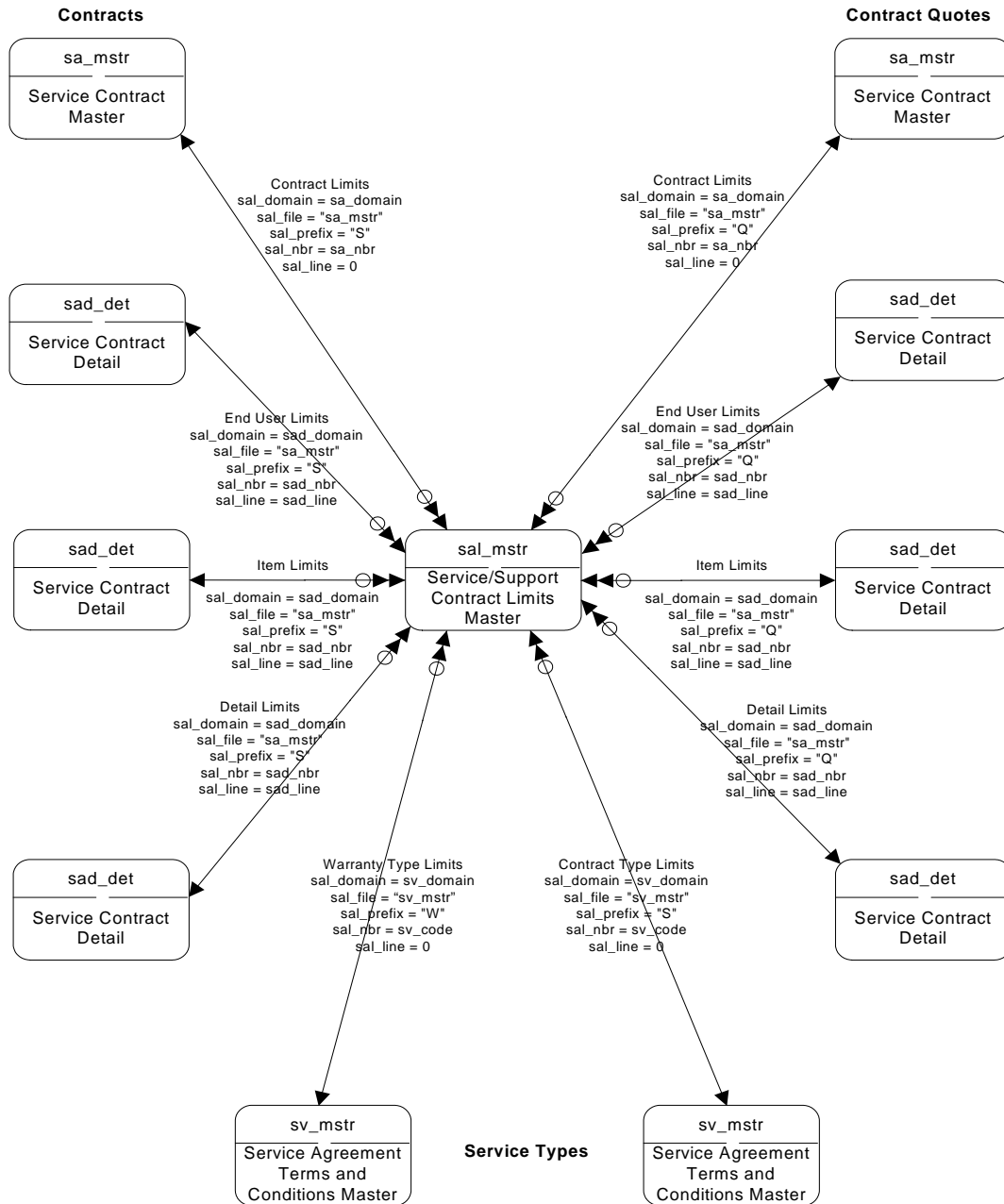


Zero or One ← ⊖ → One and Only One	Zero or One ← ⊖ ⊥ → One or Multiple	One and Only One ← ⊖ ⊥ → Zero, One, or Multiple
Zero or One ← ⊖ ⊙ → Zero or One	Zero or One ← ⊖ ⊥ ⊥ → More than One	One and Only One ← ⊖ ⊥ ⊥ → One or Multiple
Zero or One ← ⊖ ⊙ ⊥ → Zero, One, or Multiple	One and Only One ← ⊖ ⊥ ⊥ ⊥ → One and Only One	One and Only One ← ⊖ ⊥ ⊥ ⊥ → More than One

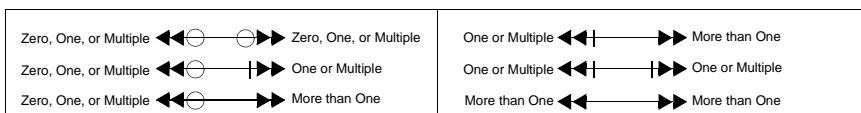
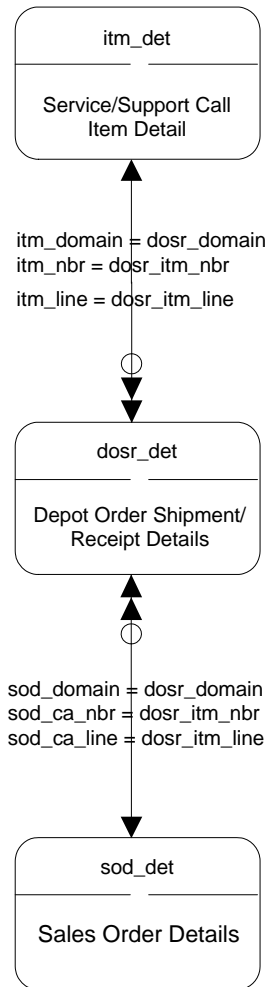
SSM – Coverage Limits I



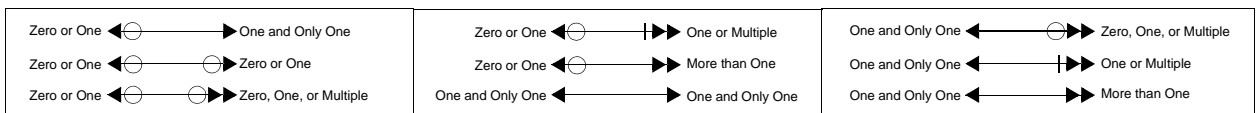
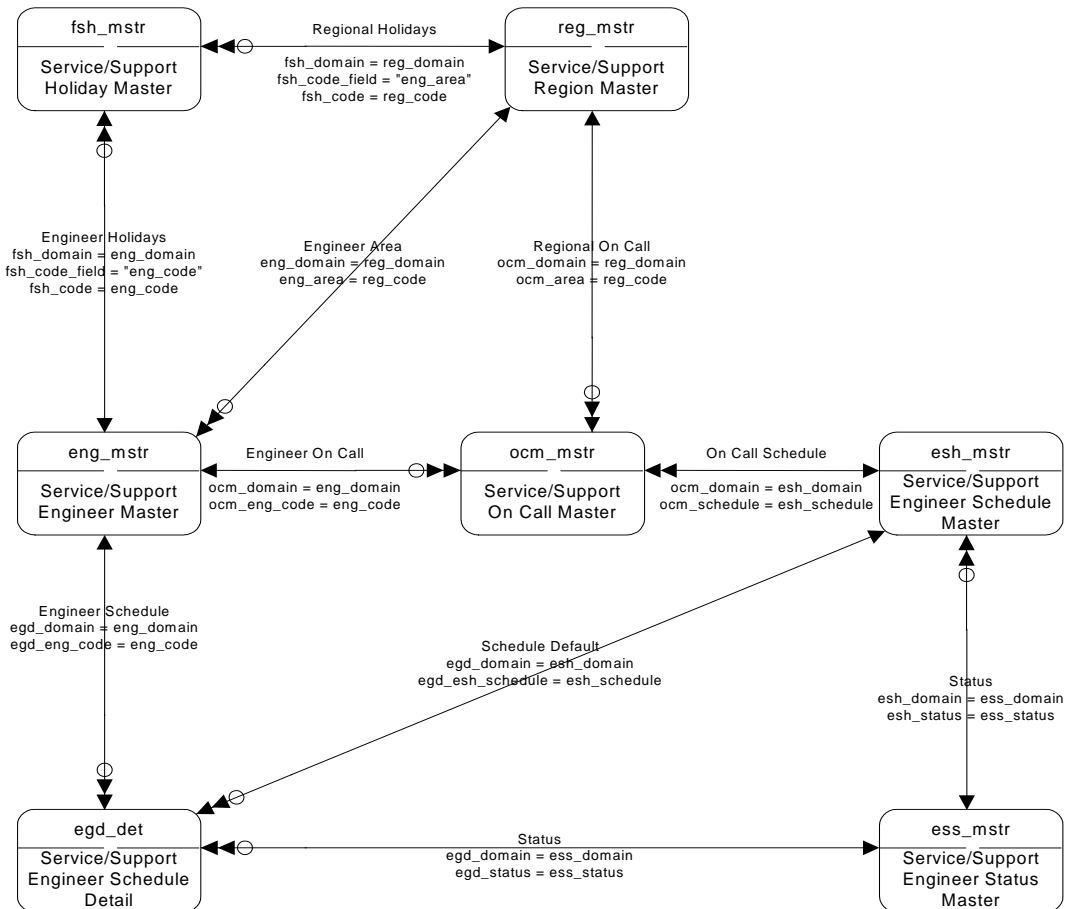
SSM – Coverage Limits II



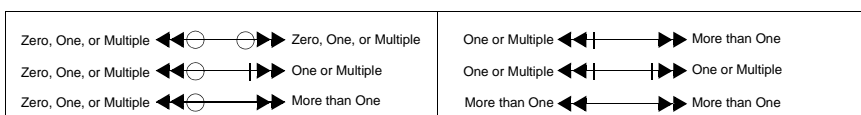
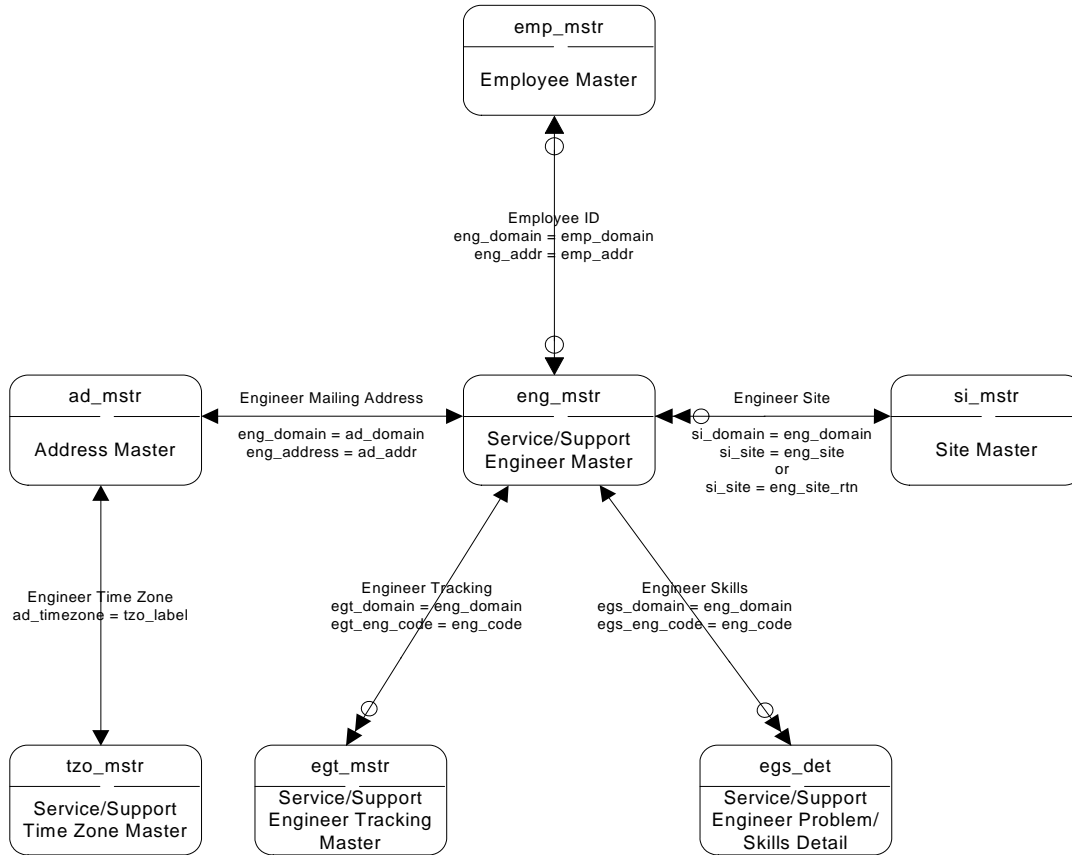
SSM – Depot Orders



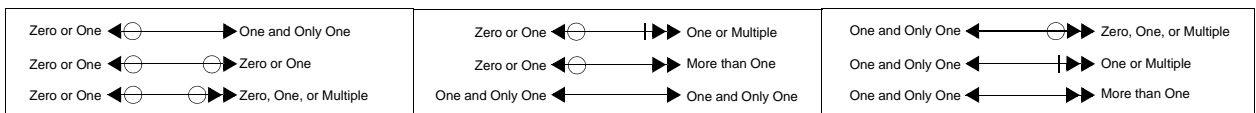
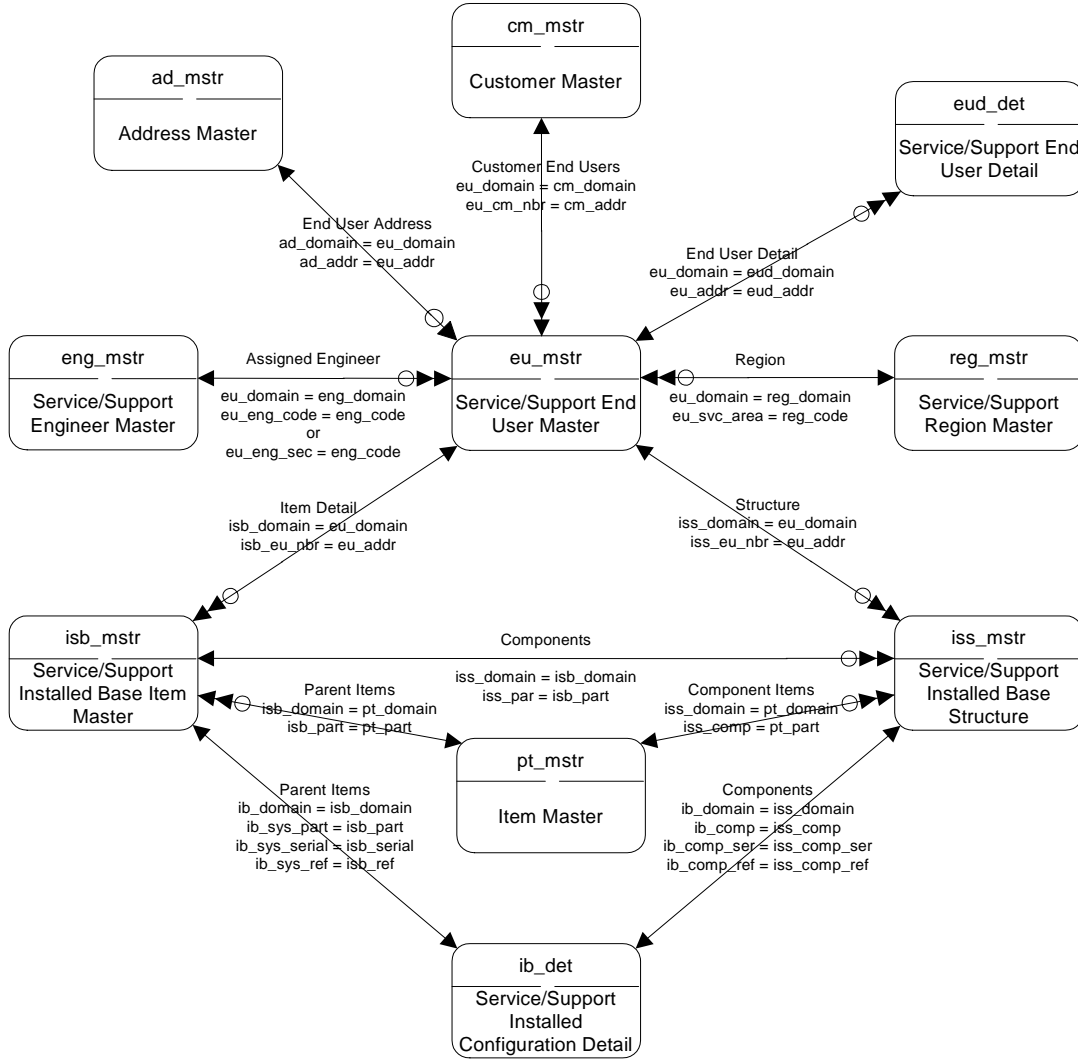
SSM – Engineers I



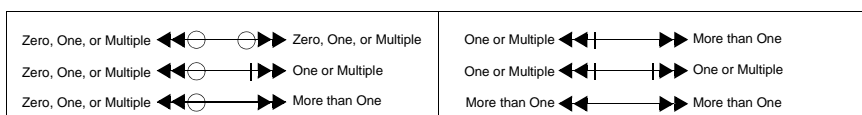
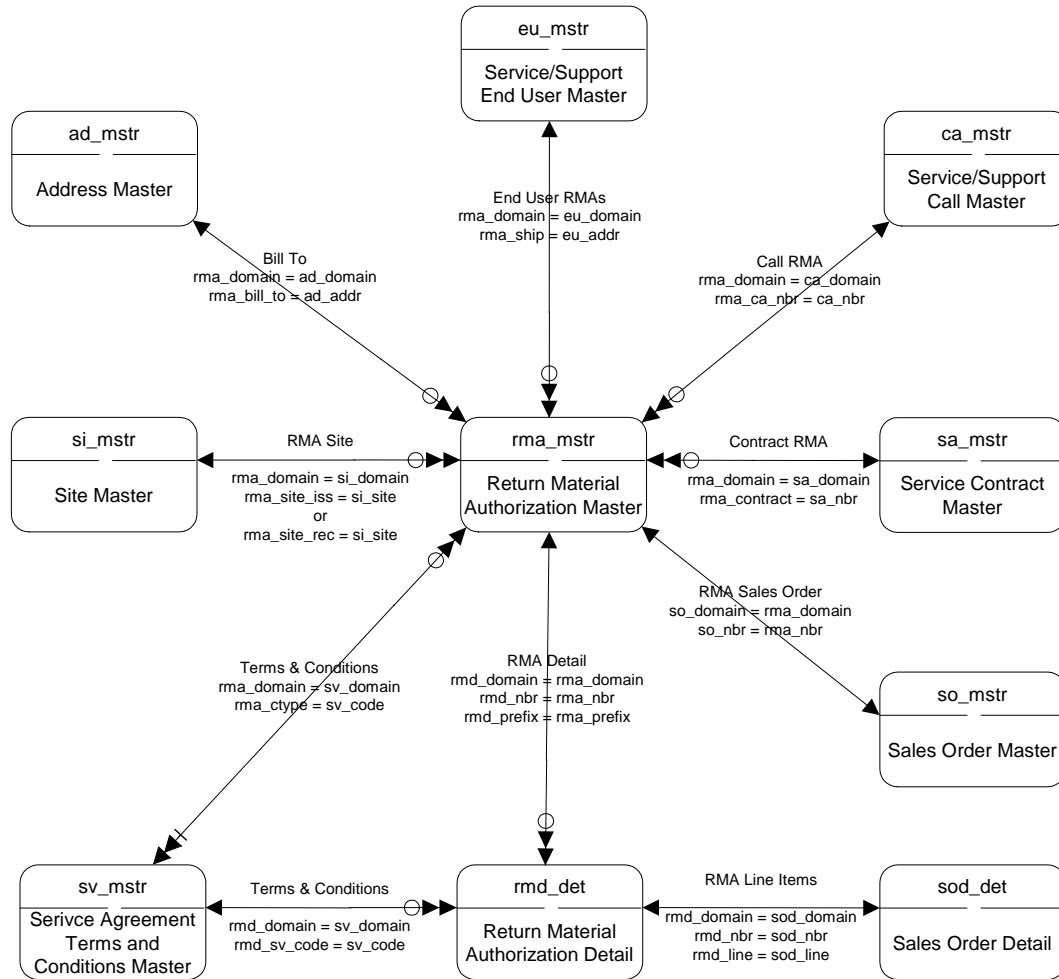
SSM – Engineers II



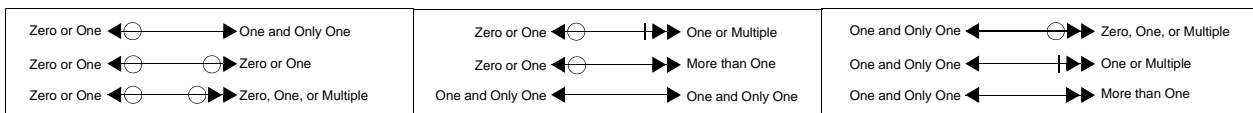
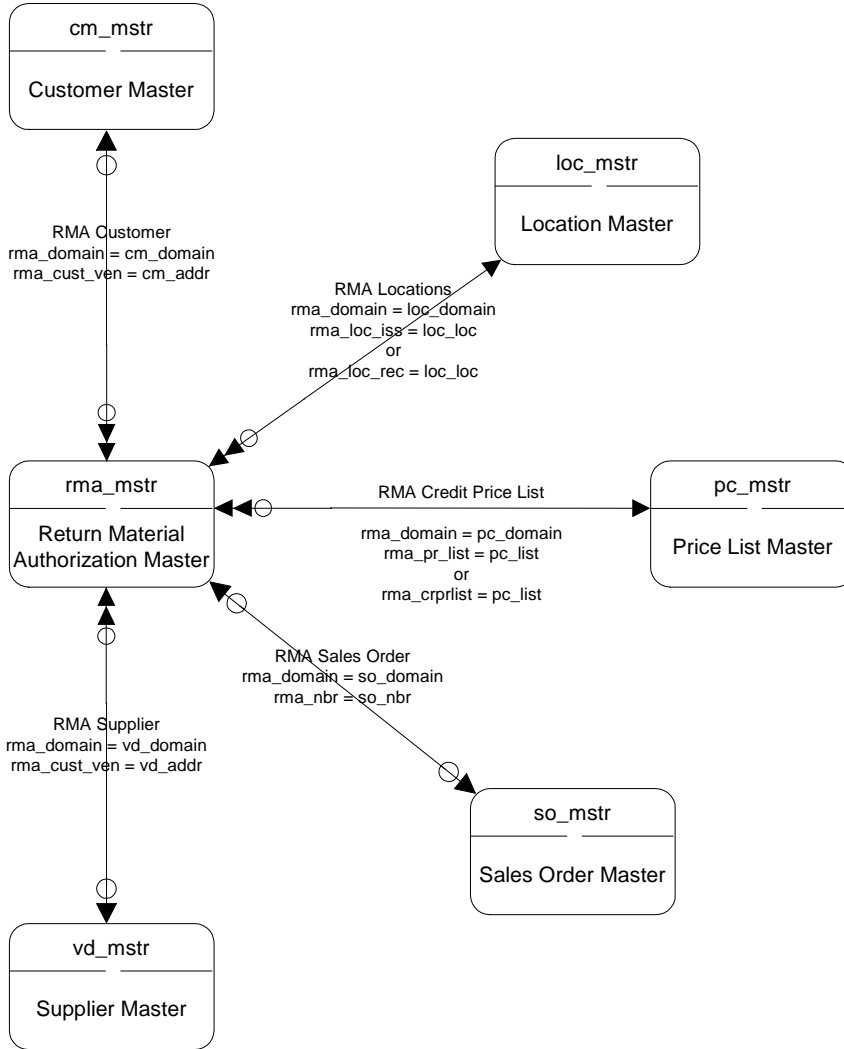
SSM – Installed Base



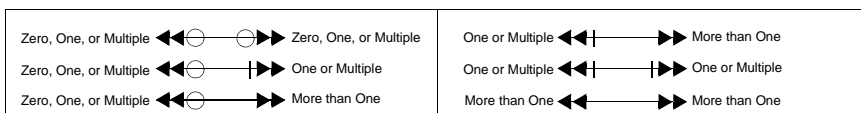
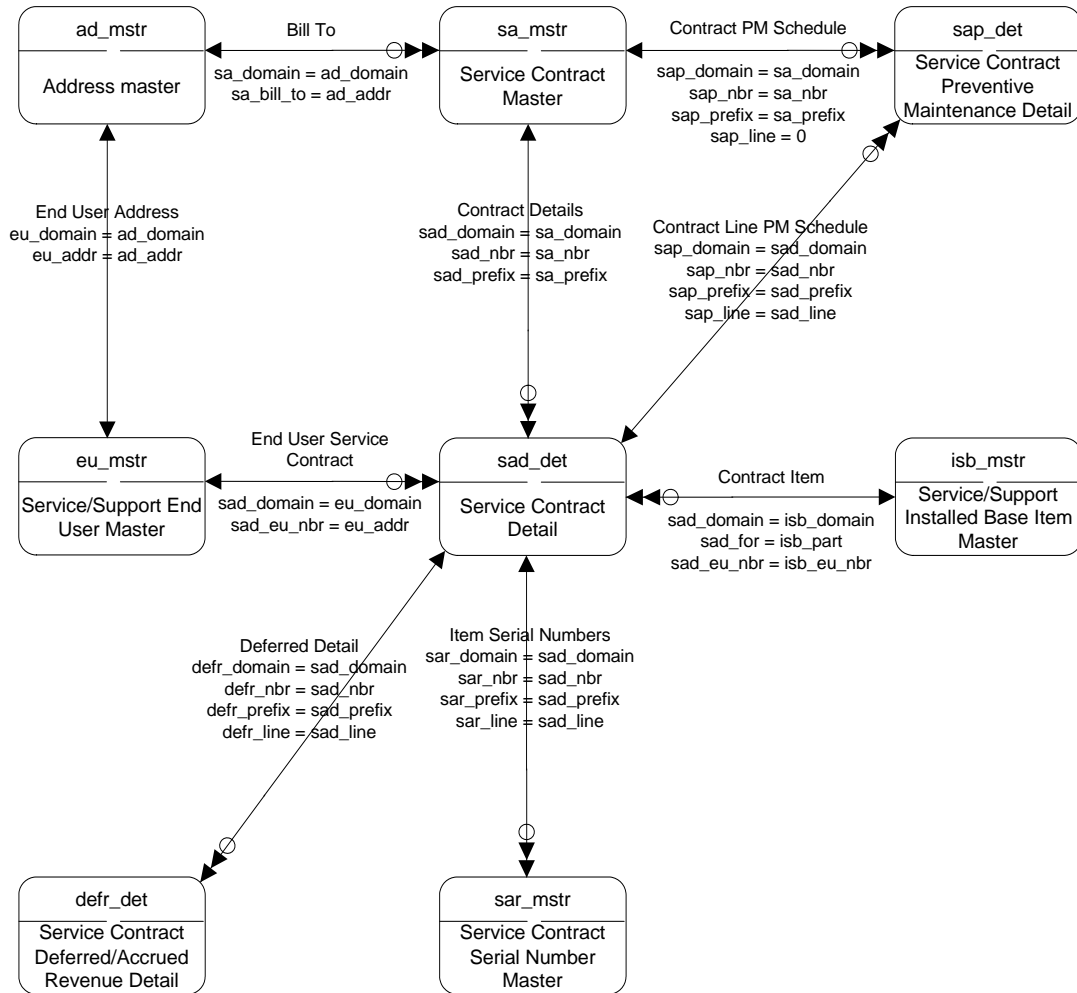
SSM – RMA I



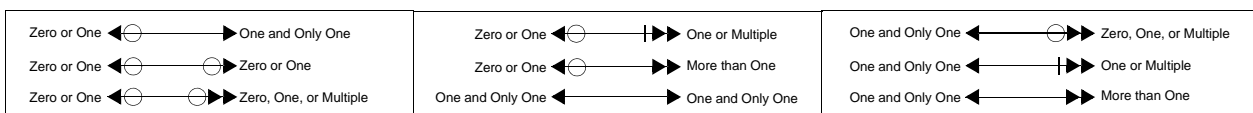
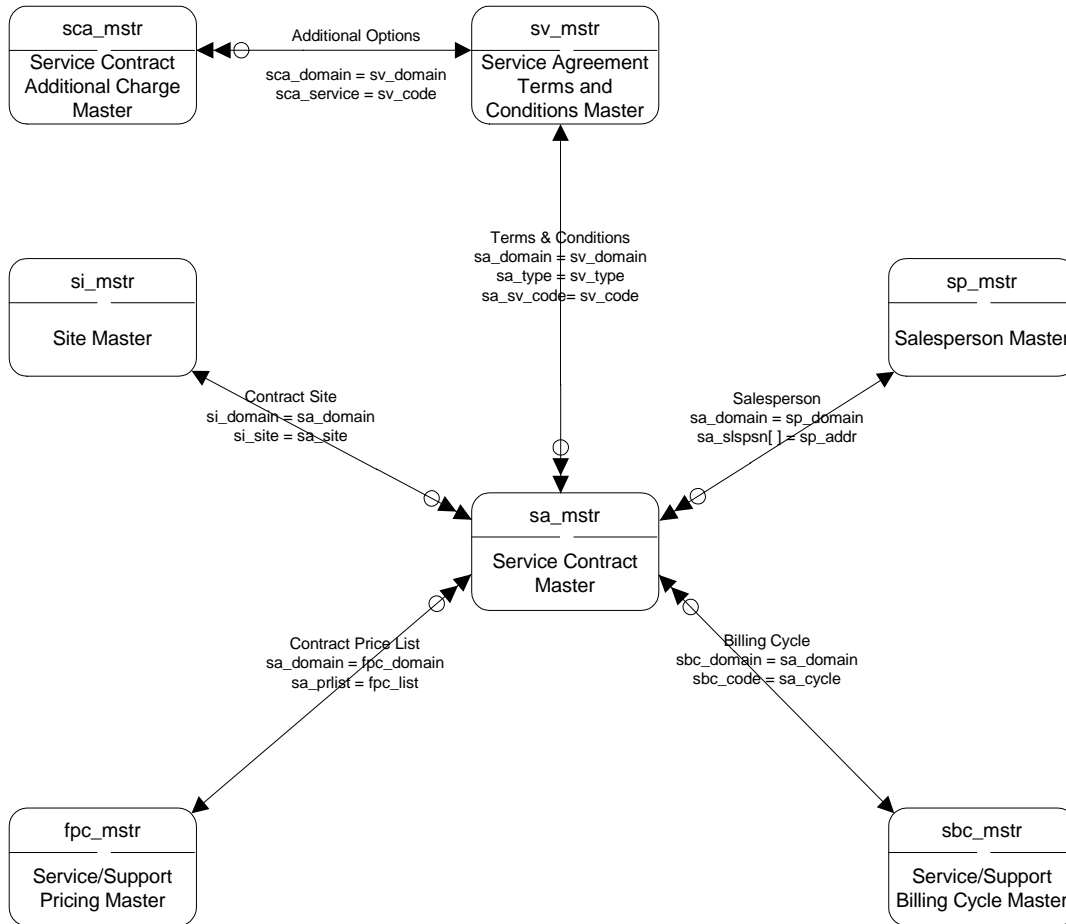
SSM – RMA II



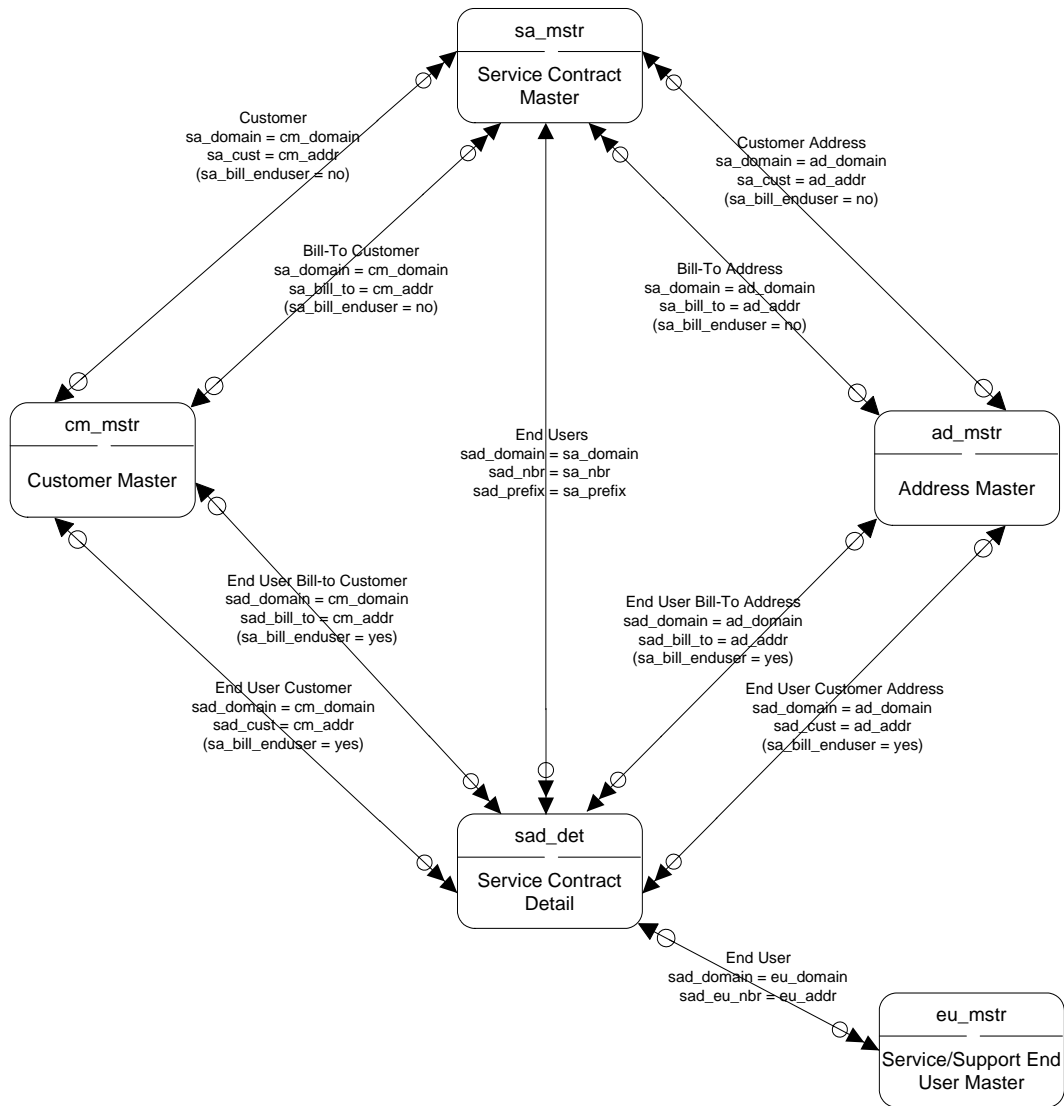
SSM – Service Contracts I



SSM – Service Contracts II

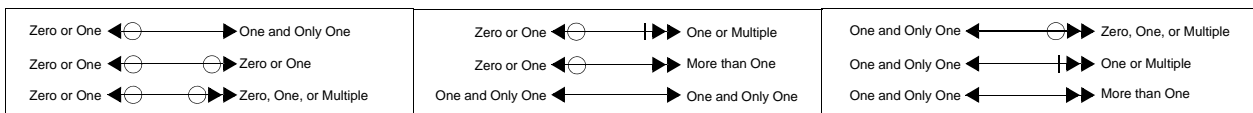
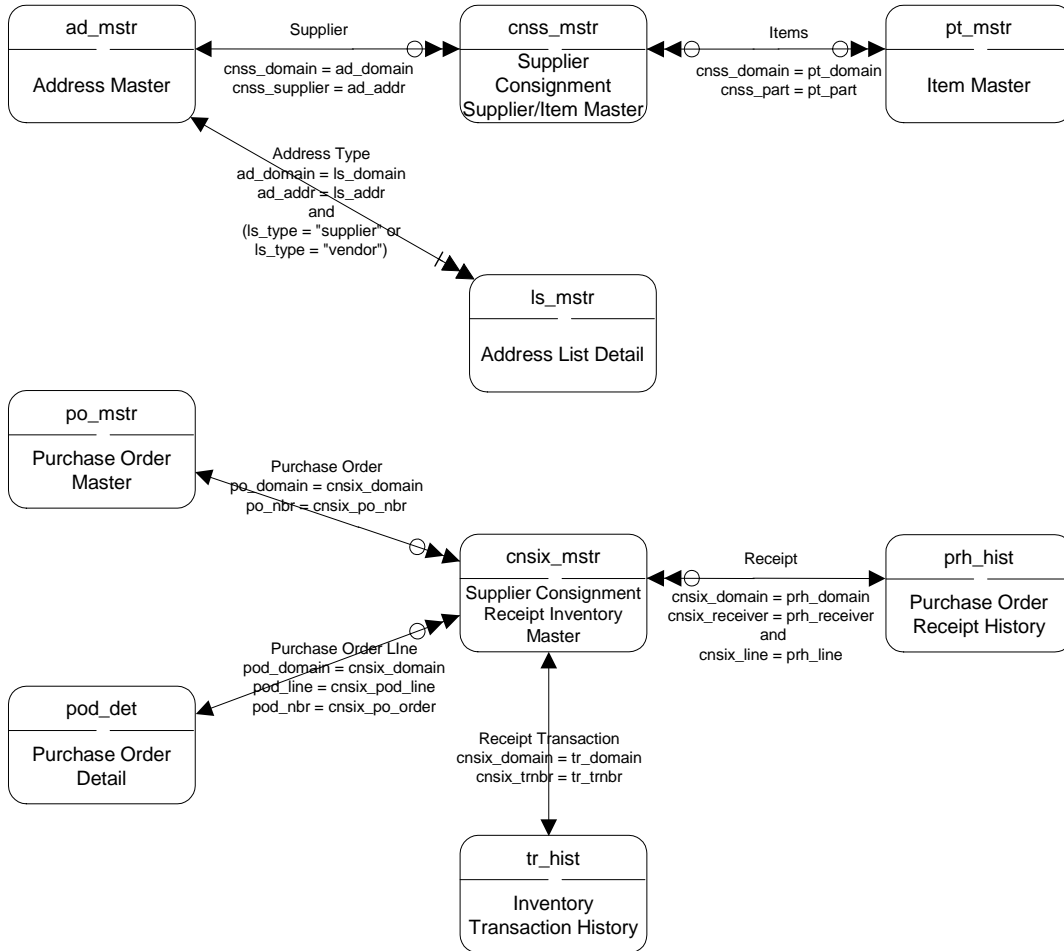


SSM – Service Contracts III

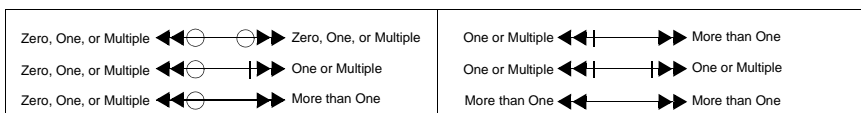
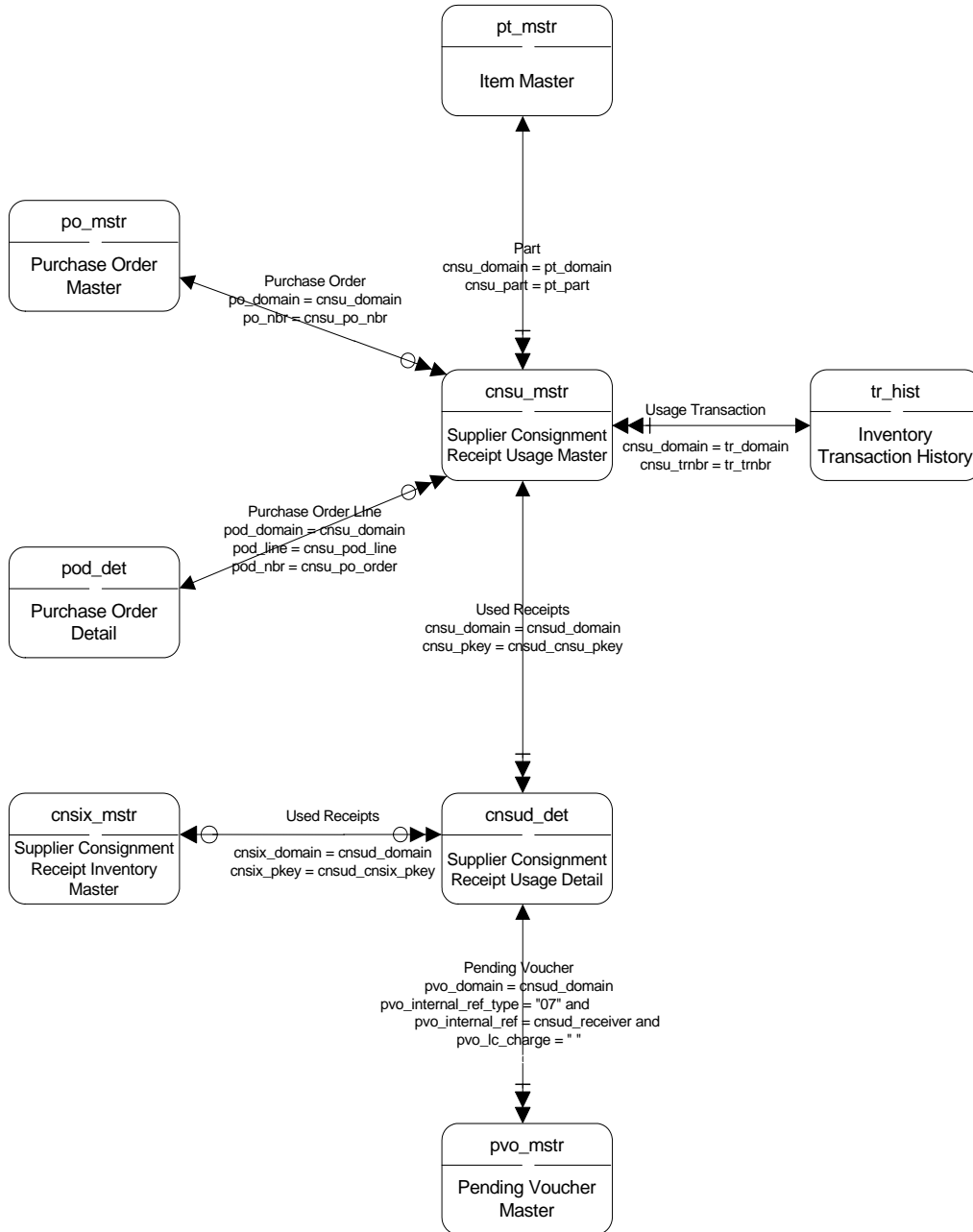


Zero, One, or Multiple	◀◀○	○▶▶	Zero, One, or Multiple	One or Multiple	◀◀	▶▶	More than One
Zero, One, or Multiple	◀◀○	▶▶	One or Multiple	One or Multiple	◀◀	▶▶	One or Multiple
Zero, One, or Multiple	◀◀○	▶▶	More than One	More than One	◀◀	▶▶	More than One

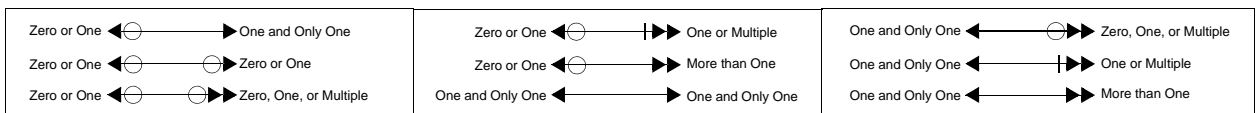
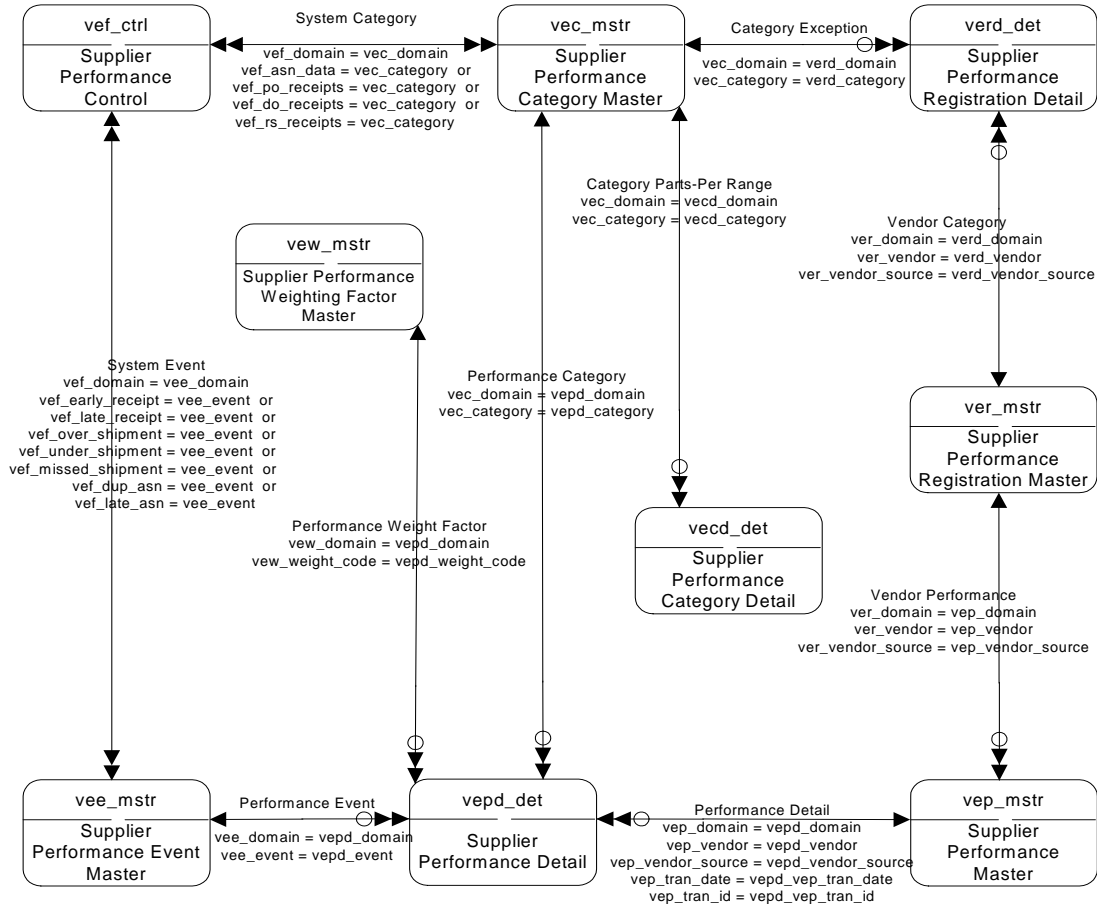
Supplier Consignment I



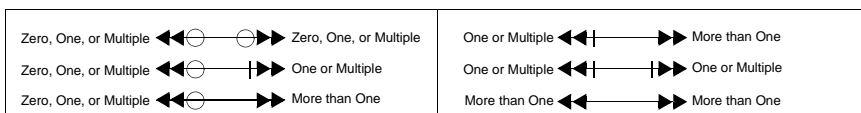
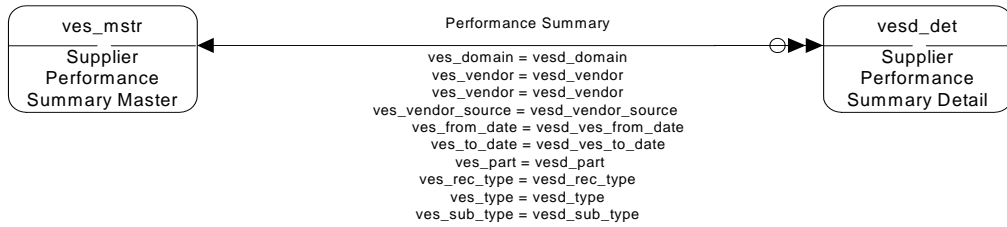
Supplier Consignment II



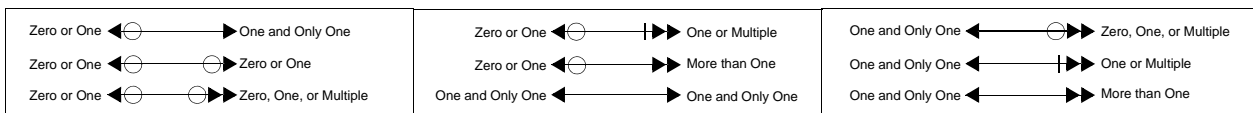
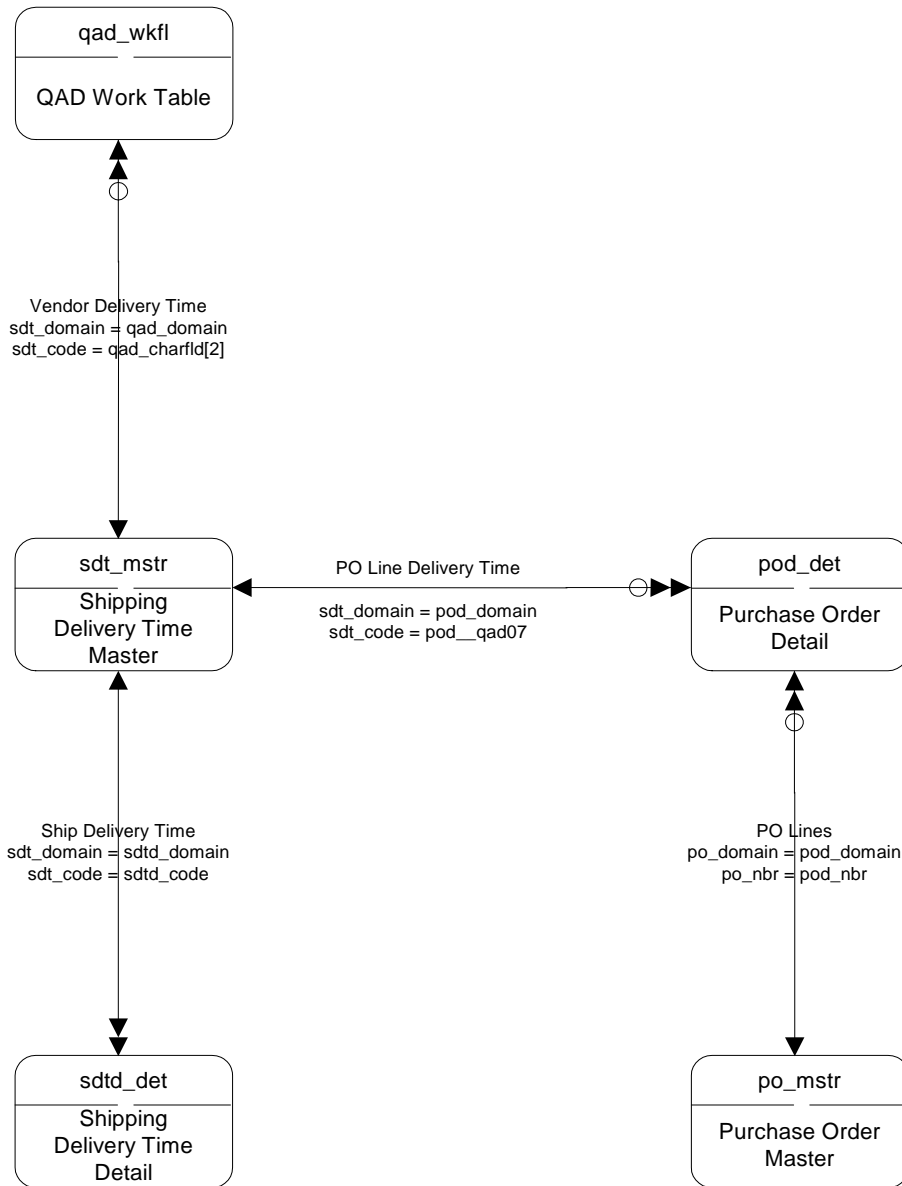
Supplier Performance I



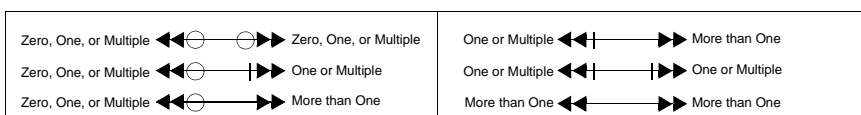
Supplier Performance II



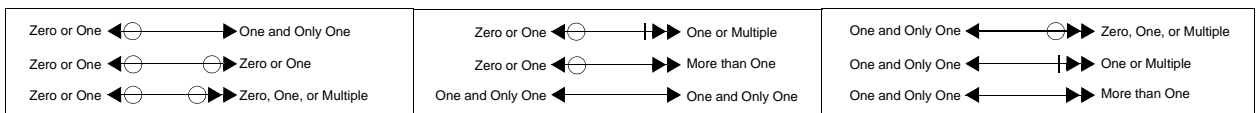
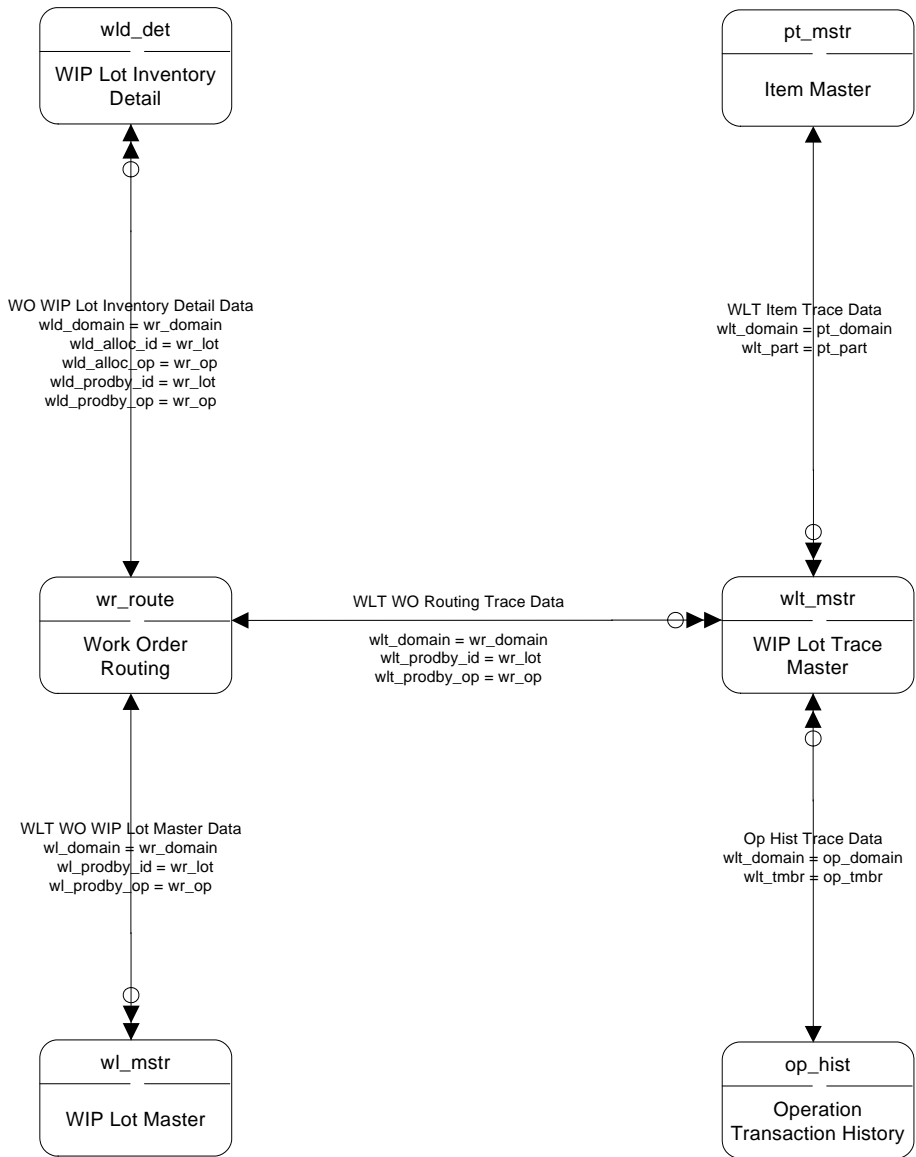
Supplier Shipping Schedules



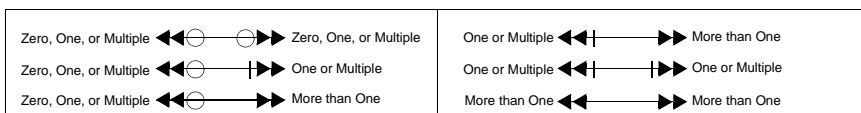
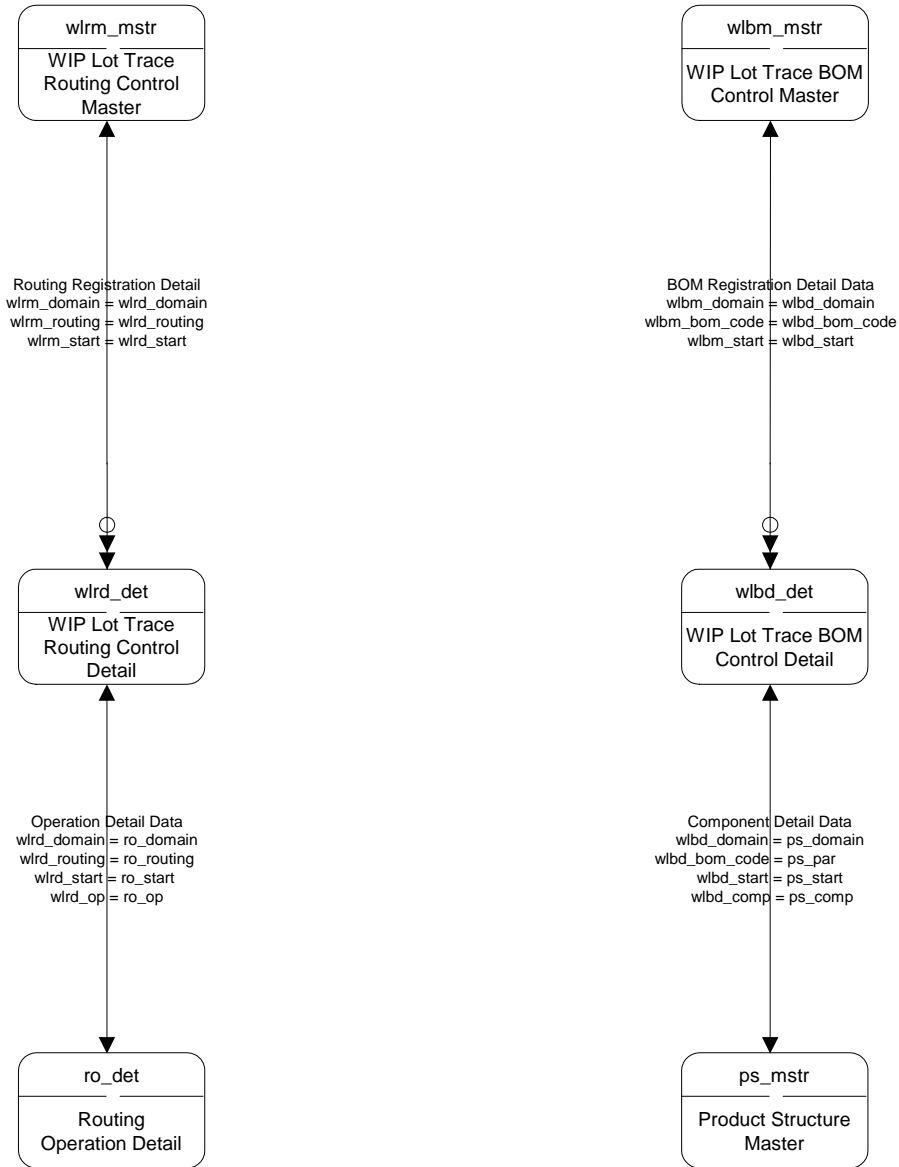
Vendors (Suppliers)



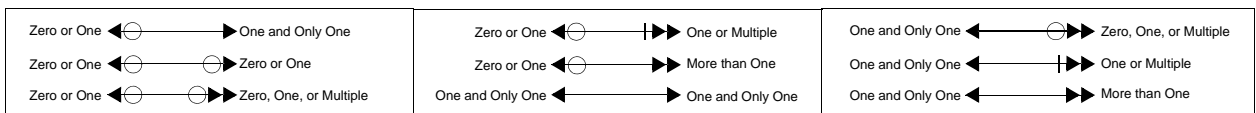
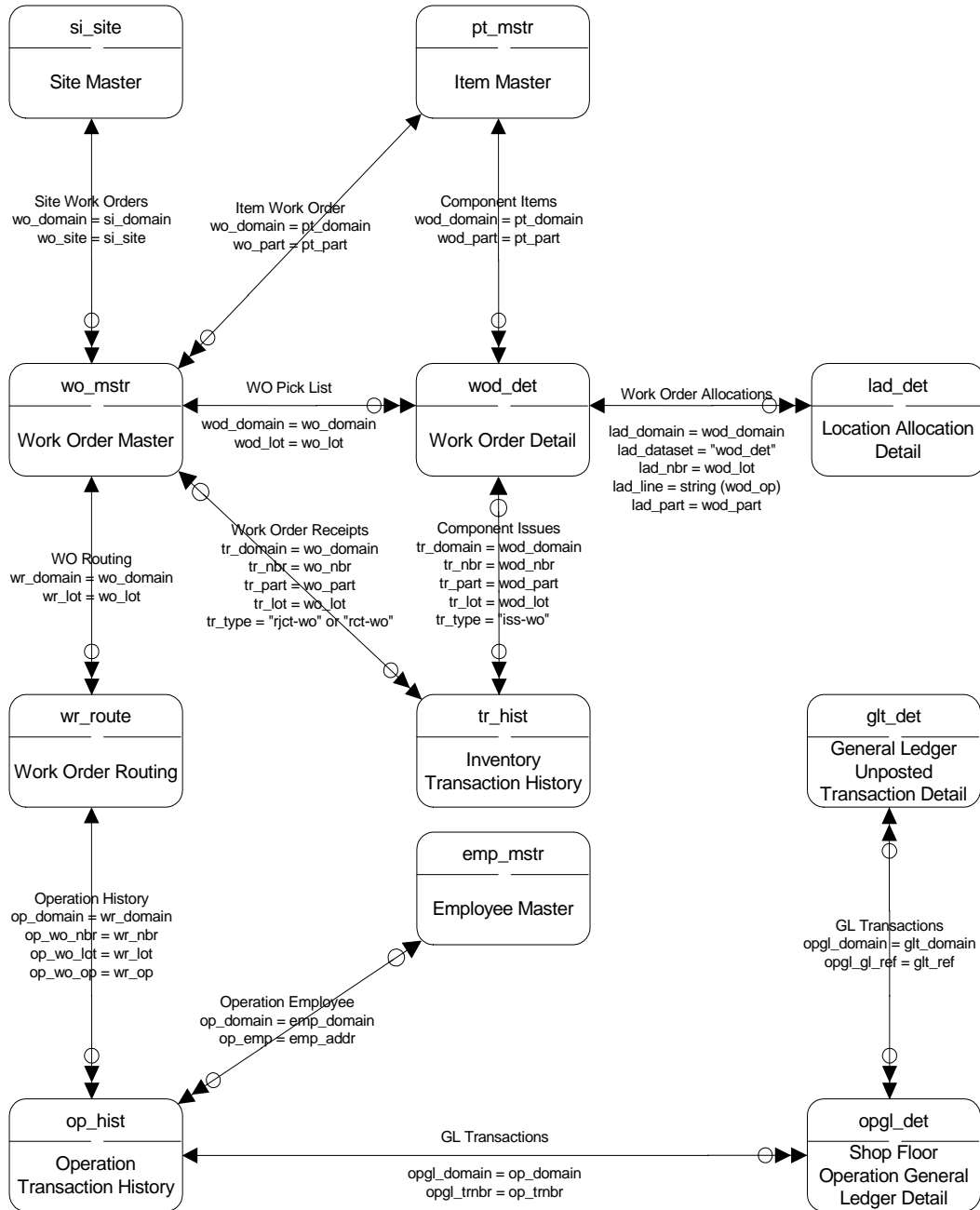
WIP Lot Trace I



WIP Lot Trace II



Work Orders



Standard Edition Table/Diagram Cross-Reference

This chapter provides a cross-reference of tables and the diagrams in which they appear.

Standard Edition Cross-Reference 132

Standard Edition Cross-Reference

Table 3.1 lists standard tables in alphabetical order and indicates the diagrams where the tables appear.

Table 3.1
Database Table Cross-Reference

Table	Table Description	Diagram
abs_mstr	ASN/BOL/Shipper Master	Container and Line Charges III
abs_mstr	ASN/BOL/Shipper Master	Customer Scheduled Orders
abs_mstr	ASN/BOL/Shipper Master	Customer Sequenced Schedules
abs_mstr	ASN/BOL/Shipper Master	Purchasing III
abs_mstr	ASN/BOL/Shipper Master	Self-Billing
abs_mstr	ASN/BOL Shipper Master	Shipment Performance I
abs_mstr	ASN/BOL Shipper Master	Shipment Performance II
abs_mstr	ASN/BOL Shipper Master	Shipping I
absc_det	Shipment Carrier Detail	Shipping I
absc_det	Shipment Carrier Detail	Shipping II
absc_det	Sales Order Detail Container Charges	Container and Line Charges II
absc_det	Sales Order Detail Container Charges	Container and Line Charges III
absd_det	Shipment Line Item Detail	Container and Line Charges III
absd_det	Shipment Line Item Detail	Shipping I
absl_det	Shipment Detail Line Charges	Container and Line Charges III
absr_det	Shipment Requirement Detail	Customer Scheduled Orders
abss_det	Shipment Sequence Detail	Customer Sequenced Schedules
ac_mstr	Account Master	General Ledger Master II
ac_mstr	Account Master	Multicurrency II
acd_det	Account Total Detail	General Ledger Transactions
acdf_mstr	Account Default Master	Multicurrency I
acdf_mstr	Account Default Master	Product Line I
acod_mstr	Application Code Master	Q/LinQ I
act_mstr	Alternate Container Master	Container and Line Charges II
ad_mstr	Address Master	Addresses
ad_mstr	Address Master	Configured Messages
ad_mstr	Address Master	Container and Line Charges I
ad_mstr	Address Master	Customer Consignment I
ad_mstr	Address Master	Customers IV
ad_mstr	Address Master	GTM Master Data
ad_mstr	Address Master	PRM – Project Header
ad_mstr	Address Master	Product Line II
ad_mstr	Address Master	Purchasing I
ad_mstr	Address Master	Sales Orders I
ad_mstr	Address Master	Sales Quotations I

Table 3.1 — Database Table Cross-Reference — (Page 1 of 26)

Table	Table Description	Diagram
ad_mstr	Address Master	Salesperson I
ad_mstr	Address Master	Shipment Performance III
ad_mstr	Address Master	Shipping II
ad_mstr	Address Master	SSM – Call Tracking I
ad_mstr	Address Master	SSM – Engineers II
ad_mstr	Address Master	SSM – Installed Base
ad_mstr	Address Master	SSM – RMA I
ad_mstr	Address Master	Supplier Consignment I
ad_mstr	Address Master	Vendors (Suppliers)
ad_mstr	Address Master	SSM – Service Contracts I
ad_mstr	Address Master	SSM – Service Contracts III
al_mstr	Allocation Account Master	General Ledger Master I
al_mstr	Allocation Account Master	General Ledger Transactions
ald_det	Allocation Account Detail	General Ledger Master I
an_mstr	Analysis Code Master	Pricing
anl_det	Analysis Code Link Detail	Pricing
ans_det	Analysis Code Selection Detail	Pricing
anx_det	Analysis Code Exploded Detail	Pricing
ap_mstr	Accounts Payable Master	Accounts Payable I
ap_mstr	Accounts Payable Master	Accounts Payable II
ap_mstr	Accounts Payable Master	Cash Management
ap_mstr	Accounts Payable Master	General Ledger Daybooks
ap_mstr	Accounts Payable Master	Vendors (Suppliers)
apr_mstr	Application Registry	Q/LinQ I
apr_mstr	Application Registry	Q/LinQ II
apr_mstr	Application Registry	Q/LinQ III
apr_mstr	Application Registry	Q/LinQ IV
apr_mstr	Application Registry	Q/LinQ V
ar_mstr	Accounts Receivable Master	Accounts Receivable I
ar_mstr	Accounts Receivable Master	Accounts Receivable II
ar_mstr	Accounts Receivable Master	Accounts Receivable II
ar_mstr	Accounts Receivable Master	Accounts Receivable II
ar_mstr	Accounts Receivable Master	Cash Management
ar_mstr	Accounts Receivable Master	Customers III
ar_mstr	Accounts Receivable Master	General Ledger Daybooks
ar_mstr	Accounts Receivable Master	Invoice History I
ar_mstr	Accounts Receivable Master	PRM – Invoicing
ar_mstr	Accounts Receivable Master	Sales Orders I
ar_mstr	Accounts Receivable Master	Salesperson II
ar_mstr	Accounts Receivable Master	Self-Billing

Table 3.1 — Database Table Cross-Reference — (Page 2 of 26)

Table	Table Description	Diagram
ard_det	Accounts Receivable Detail	Accounts Receivable II
ard_det	Accounts Receivable Detail	Accounts Receivable II
ard_det	Accounts Receivable Detail	PRM – Invoicing
art_mstr	Application Return Code Master	Q/LinQ I
asc_mstr	Account/Sub-Account/Cost Center Master	General Ledger Master I
asc_mstr	Account/Sub-Account/Cost Center Master	General Ledger Master II
asc_mstr	Account/Sub-Account/Cost Center Master	General Ledger Transactions
atp_det	Available to Promise Detail	Forecasting/Planning
ba_mstr	Batch Master	Accounts Payable II
ba_mstr	Batch Master	Accounts Receivable I
ba_mstr	Batch Master	Cash Management
bg_mstr	Budget Master	General Ledger Master I
bgd_det	Budget Detail	General Ledger Master I
bk_mstr	Bank Master	Accounts Payable II
bk_mstr	Bank Master	Addresses
bk_mstr	Bank Master	Cash Management
bk_mstr	Bank Master	Multicurrency II
bom_mstr	Product Structure (Bill of Material) Master	Item Routing I
bom_mstr	Bill of Material Master	Kanban Source
bom_mstr	Product Structure (Bill of Material) Master	Product Structure
btb_det	Enterprise Material Transfer Primary Business Unit Detail	EMT – Secondary Business Unit
ca_mstr	Service/Support Call Master	PRM – Material Orders
ca_mstr	Service/Support Call Master	PRM – Project Activity Orders
ca_mstr	Service/Support Call Master	SSM – Call Activity Recording
ca_mstr	Service/Support Call Master	SSM – Call Invoice Recording
ca_mstr	Service/Support Call Master	SSM – Call Tracking I
ca_mstr	Service/Support Call Master	SSM – Call Tracking II
ca_mstr	Service/Support Call Master	SSM – Call Tracking III
ca_mstr	Service/Support Call Master	SSM – Call Tracking IV
ca_mstr	Service/Support Call Master	SSM – RMA I
cah_hist	Service/Support Call History	SSM – Call Tracking IV
cal_det	Calendar Detail	Fixed Assets I
cal_det	Calendar Detail	Routing Standards
caq_mstr	Service/Support Call Queue Master	SSM – Call Tracking II
cas_mstr	Service/Support Call Status Master	PRM – Project Activity Orders
cas_mstr	Service/Support Call Status Master	SSM – Call Tracking II

Table 3.1 — Database Table Cross-Reference — (Page 3 of 26)

Table	Table Description	Diagram
cb_mstr	Cash Book Master	Cash Management
cc_mstr	Cost Center Master	General Ledger Master II
ccd_mstr	Service/Support Call Fault Code Master	SSM – Call Tracking III
ccls_mstr	Container/Line Charge Ship-From/Ship-To Control Master	Container and Line Charges I
cclsc_mstr	Ship-To/Container Master	Container and Line Charges I
cclsc_mstr	Ship-To/Container Master	Container and Line Charges II
cclsc_mstr	Ship-To/Container Master	Container and Line Charges III
cclscd_det	Ship-To/Container Price List Detail	Container and Line Charges I
cct_mstr	Container Charge Type Master	Container and Line Charges I
cct_mstr	Container Charge Type Master	Container and Line Charges II
cct_mstr	Container Charge Type Master	Container and Line Charges III
cd_det	Master Comments	Customers II
cd_det	Master Comments	Routing Standards
cd_det	Master Comments	Vendors (Suppliers)
chg_mstr	Line Changeover Master	Repetitive Schedule
chm_mstr	Service/Support Call History Master	SSM – Call Tracking IV
ck_mstr	Accounts Payable Check Master	Accounts Payable II
ck_mstr	Accounts Payable Check Master	Cash Management
ckd_det	Accounts Payable Check Detail	Accounts Payable I
ckd_det	Accounts Payable Check Detail	Accounts Payable II
cksd_det	Check Status Detail	Accounts Payable II
cksd_det	Check Status Detail	Cash Management
cm_mstr	Customer Master	Accounts Receivable I
cm_mstr	Customer Master	Addresses
cm_mstr	Customer Master	Customer Sequenced Schedules
cm_mstr	Customer Master	Customers I
cm_mstr	Customer Master	Customers II
cm_mstr	Customer Master	Customers II
cm_mstr	Customer Master	Customers III
cm_mstr	Customer Master	Customers IV
cm_mstr	Customer Master	Customers V
cm_mstr	Customer Master	Invoice History I
cm_mstr	Customer Master	PRM – Project Header
cm_mstr	Customer Master	Product Line I
cm_mstr	Customer Master	Sales Analysis
cm_mstr	Customer Master	Sales Orders I
cm_mstr	Customer Master	Sales Quotations I
cm_mstr	Customer Master	Salesperson I
cm_mstr	Customer Master	Self-Billing

Table 3.1 — Database Table Cross-Reference — (Page 4 of 26)

Table	Table Description	Diagram
cm_mstr	Customer Master	SSM – Installed Base
cm_mstr	Customer Master	SSM – RMA II
cm_mstr	Customer Master	SSM – Service Contracts III
cmf_mstr	Enterprise Material Transfer Change Management Master	EMT – Primary Business Unit
cmh_hist	Customer Sales History	Customers II
cmh_hist	Customer Sales History	Sales Analysis
cmt_det	Transaction Comments	Accounts Receivable II
cmt_det	Transaction Comments	PRM – Project Activity Orders
cmt_det	Transaction Comments	PRM – Project Header
cmt_det	Transaction Comments	PRM – Project Structure
cmt_det	Transaction Comments	PRM – Subproject
cmt_det	Transaction Comments	Product Change Control II
cmt_det	Transaction Comments	Purchasing II
cmt_det	Transaction Comments	Sales Orders II
cmt_det	Transaction Comments	Sales Quotations II
cncix_mstr	Consigned Shipment Inventory Cross-Reference Master	Customer Consignment I
cncix_mstr	Consigned Shipment Inventory Cross-Reference Master	Customer Consignment II
cncs_mstr	Customer Consignment Ship-To/Item Master	Customer Consignment I
cncu_mstr	Customer Consignment Shipment Usage Master	Customer Consignment II
cncud_det	Customer Consignment Shipment Usage Detail	Customer Consignment II
cns_ctrl	Supplier Consignment Control	Supplier Consignment I
cnsix_mstr	Supplier Consignment Receipt Inventory Master	Supplier Consignment I
cnsix_mstr	Supplier Consignment Receipt Inventory Master	Supplier Consignment II
cnss_mstr	Supplier Consignment Supplier/Item Master	Supplier Consignment I
cnsu_mstr	Supplier Consignment Receipt Usage Master	Supplier Consignment II
cnsud_det	Supplier Consignment Receipt Usage Detail	Supplier Consignment II
code_mstr	Generalized Code Master	GTM Master Data
code_mstr	Generalized Code Master	GTM Transactions
code_mstr	Generalized Code Master	Product Line I
cost_cal	Cost Set Calendar	Cost Management I
cp_mstr	Customer Item Master	Customers I
cp_mstr	Customer Item Master	Sales Orders I

Table 3.1 — Database Table Cross-Reference — (Page 5 of 26)

Table	Table Description	Diagram
cp_mstr	Customer Item Master	Sales Orders II
cp_mstr	Customer Item Master	Sales Quotations I
cp_mstr	Customer Item Master	Sales Quotations II
cph_hist	Customer/Item Sales History	Customers I
cph_hist	Customer/Item Sales History	Sales Analysis
cr_mstr	Code Range Master	General Ledger Master II
cs_mstr	Cost Set Master	Cost Management I
cs_mstr	Cost Set Master	Cost Management II
cs_mstr	Cost Set Master	Item Routing II
cs_mstr	Cost Set Master	Operations Planning I
csbd_det	Customer/Supplier Bank Detail	Accounts Payable II
ct_mstr	Credit Terms Master	Customers II
ct_mstr	Credit Terms Master	PRM – Project Header
ct_mstr	Credit Terms Master	PRM – Subproject
ct_mstr	Credit Terms Master	Purchasing I
ct_mstr	Credit Terms Master	Sales Orders I
ct_mstr	Credit Terms Master	Sales Quotations I
ct_mstr	Credit Terms Master	Vendors (Suppliers)
ctd_det	Credit Terms Detail	Customers II
ctd_det	Credit Terms Detail	Vendors (Suppliers)
ctry_mstr	Country Master	GTM Master Data
cu_mstr	Currency Master	Customers V
cu_mstr	Currency Master	Freight Charges II
cu_mstr	Currency Master	Multicurrency I
cu_mstr	Currency Master	Multicurrency II
cu_mstr	Currency Master	General Ledger Transactions
dal_mstr	Destination Application List Master	Q/LinQ V
dald_det	Destination Application List Detail	Q/LinQ V
dc_mstr	Database Connection Master	Domain
defr_det	Service Contract Deferred/Accrued Revenue Detail	SSM – Service Contracts I
delt_mstr	Delivery Time Master	Sales Orders I
df_mstr	Document Print Format Master	Shipping I
dom_mstr	Domain Master	Domain
dom_mstr	Domain Master	General Ledger Consolidation
dosr_det	Depot Order Shipment/Receipt Details	SSM – Depot Orders
dpt_mstr	Department Master	Routing Standards
ds_det	Distributed Site Order Detail	DRP I
ds_det	Distributed Site Order Detail	MRP I
dsd_det	Distributed Site Requisition Detail	DRP I

Table 3.1 — Database Table Cross-Reference — (Page 6 of 26)

Table	Table Description	Diagram
dsd_det	Distributed Site Requisition Detail	MRP II
dsr_mstr	Distributed Site Requisition Master	DRP I
dsr_mstr	Distributed Site Requisition Master	DRP II
dss_mstr	Distributed Site Order Master	DRP I
dy_mstr	General Ledger Daybook Master	General Ledger Daybooks
dyd_mstr	General Ledger Default Daybook Master	General Ledger Daybooks
ecd_det	Engineering Change Item Detail	Product Change Control II
ecd_det	Engineering Change Item Detail	Product Structure
ecd1_det	Engineering Change Product Structure Detail	Product Change Control II
ecd2_det	Engineering Change Routing Detail	Product Change Control II
ecd3_det	Engineering Change Text File Detail	Product Change Control II
ecd4_det	Product Change Control Test Results Detail	Product Change Control II
ecm_mstr	Engineering Change Master	Product Change Control I
ecm_mstr	Engineering Change Master	Product Change Control II
ecm_mstr	Engineering Change Master	Product Structure
edlg_hist	Export Delivery Log	Q/LinQ V
egd_det	Service/Support Engineer Schedule Detail	SSM – Engineers I
egs_det	Service/Support Engineer Problem/Skills Detail	SSM – Call Tracking III
egs_det	Service/Support Engineer Problem/Skills Detail	SSM – Engineers II
egt_mstr	Service/Support Engineer Tracking Master	SSM – Call Tracking III
egt_mstr	Service/Support Engineer Tracking Master	SSM – Engineers II
elg_hist	Export Document Log	Q/LinQ I
elg_hist	Export Document Log	Q/LinQ II
elg_hist	Export Document Log	Q/LinQ V
emg_msg	Export Document Message	Q/LinQ II
emp_mstr	Employee Master	SSM – Engineers II
emp_mstr	Employee Master	Work Orders
en_mstr	Entity Master	General Ledger Consolidation
en_mstr	Entity Master	General Ledger Master I
en_mstr	Entity Master	General Ledger Transactions
encd_det	Entity Consolidation Detail	General Ledger Consolidations
eng_mstr	Service/Support Engineer Master	PRM – Project Activity Orders
eng_mstr	Service/Support Engineer Master	PRM – Project Header
eng_mstr	Service/Support Engineer Master	PRM – Subproject

Table 3.1 — Database Table Cross-Reference — (Page 7 of 26)

Table	Table Description	Diagram
eng_mstr	Service/Support Engineer Master	SSM – Call Activity Recording
eng_mstr	Service/Support Engineer Master	SSM – Call Tracking III
eng_mstr	Service/Support Engineer Master	SSM – Engineers I
eng_mstr	Service/Support Engineer Master	SSM – Engineers II
eng_mstr	Service/Support Engineer Master	SSM – Installed Base
eraw_det	Raw Export Document Detail	Q/LinQ II
es_mstr	Service/Support Escalation and Repair Master	SSM – Call Tracking I
esh_mstr	Service/Support Engineer Schedule Master	SSM – Engineers I
esp_mstr	Export Document Specification Master	Q/LinQ I
esp_mstr	Export Document Specification Master	Q/LinQ IV
ess_mstr	Service/Support Engineer Status Master	SSM – Engineers I
eu_mstr	Service/Support End User Master	Addresses
eu_mstr	Service/Support End User Master	Customers IV
eu_mstr	Service/Support End User Master	PRM – Project Header
eu_mstr	Service/Support End User Master	SSM – Call Tracking I
eu_mstr	Service/Support End User Master	SSM – Installed Base
eu_mstr	Service/Support End User Master	SSM – RMA I
eu_mstr	Service/Support End User Master	SSM – Service Contracts I
eu_mstr	Service/Support End User Master	SSM – Service Contracts III
eud_det	Service/Support End User Detail	SSM – Installed Base
exc_mstr	Consolidation Currency Exchange Master	Multicurrency II
excd_det	Consolidation Exchange Rate Detail	Multicurrency II
exr_rate	Exchange Rate Master	Multicurrency I
fa_mstr	Fixed Asset Master	Fixed Assets II
fa_mstr	Fixed Asset Master	Fixed Assets III
faadj_mstr	Fixed Asset Adjustment Master	Fixed Assets III
fab_det	Fixed Asset Book Detail	Fixed Assets I
fab_det	Fixed Asset Book Detail	Fixed Assets III
faba_det	Fixed Asset Account Detail	Fixed Assets III
fabch_mstr	Fixed Asset Batch Master	Fixed Assets II
fabch_det	Fixed Asset Batch Detail	Fixed Assets II
fabd_det	Fixed Asset Book Depreciation Detail	Fixed Assets III
fabk_mstr	Fixed Asset Book Master	Fixed Assets I
facd_det	Fixed Asset Class Account Detail	Fixed Assets II
fac_l_cal	Fixed Asset Calendar Master	Fixed Assets I
facld_det	Fixed Asset Calendar Detail	Fixed Assets I

Table 3.1 — Database Table Cross-Reference — (Page 8 of 26)

Table	Table Description	Diagram
facfs_mstr	Fixed Asset Class Master	Fixed Assets II
fad_det	Fixed Asset Component Detail	Fixed Assets III
fadf_mstr	Fixed Asset Book Default Master	Fixed Assets I
fadf_mstr	Fixed Asset Book Default Master	Fixed Assets II
faloc_mstr	Fixed Asset Location Master	Fixed Assets II
faloc_mstr	Fixed Asset Location Master	Fixed Assets III
famt_mstr	Fixed Asset Method Master	Fixed Assets I
famtd_det	Fixed Asset Custom Table Detail	Fixed Assets I
famtr_mstr	Fixed Asset Meter Master	Fixed Assets I
famtrd_det	Fixed Asset Meter Detail	Fixed Assets I
fauop_det	Fixed Asset UOP Forecast Detail	Fixed Assets III
fc_det	Seasonal Build Detail	Forecasting/Planning
fcs_sum	Forecast Summary	Forecasting/Planning
fct_mstr	Service/Support Call Type Master	SSM – Call Tracking I
flcr_mstr	Flow Line Capacity Master	Flow Scheduling
flcrh_hist	Flow Line Capacity Rate History	Flow Scheduling
flff_mstr	Flow Flex Fence Master	Flow Scheduling
flp_plan	Family Line Plan	Operations Planning II
flsc_mstr	Flow Schedule Code Master	Flow Scheduling
flscd_det	Flow Schedule Code Detail	Flow Scheduling
flsd_det	Flow Schedule Detail	Flow Scheduling
fm_mstr	Format Position Master	General Ledger Master I
fp1_plan	Family Production Backlog and Cost Plan	Operations Planning II
fp2_plan	Family Production Inventory and Order Plan	Operations Planning II
fp3_plan	Family Production and Shipment Plan	Operations Planning II
fpc_mstr	Service/Support Pricing Master	PRM – Project Header
fpc_mstr	Service/Support Pricing Master	PRM – Subproject
fpc_mstr	Service/Support Pricing Master	SSM – Service Contracts II
fpd_cost	Family Item Cost Detail	Operations Planning I
fr_mstr	Freight List Master	Customers V
fr_mstr	Freight List Master	Freight Charges I
fr_mstr	Freight List Master	Freight Charges II
frcd_det	Freight Charge Detail	Freight Charges II
frd_det	Freight Rate Detail	DRP II
frm_mstr	Freight Rate Master	DRP II
frzd_det	Freight Zone Detail	Freight Charges II
fsc_mstr	Service Category Master	PRM – Project Structure
fsh_mstr	Service/Support Holiday Master	SSM – Engineers I

Table 3.1 — Database Table Cross-Reference — (Page 9 of 26)

Table	Table Description	Diagram
fsp1_plan	Family Simulation Backlog and Cost Plan	Operations Planning II
fsp2_pln	Family Simulation Inventory and Order Plan	Operations Planning II
fsp3_pln	Family Simulation Production and Shipment Plan	Operations Planning II
ft_mstr	Freight Terms Master	Customers V
ft_mstr	Freight Terms Master	Freight Charges I
fwk_mstr	Service/Support Work Code Master	PRM – Project Activity Orders
fwk_mstr	Service/Support Work Code Master	PRM – Project Structure
fwk_mstr	Service/Support Work Code Master	PRM – Subproject
fwk_mstr	Service/Support Work Code Master	SSM – Call Activity Recording
fwk_mstr	Service/Support Work Code Master	SSM – Call Tracking II
gl_ctrl	System/Account Control	Multicurrency I
glc_cal	General Ledger Calendar	General Ledger Transactions
glcd_det	General Ledger Calendar Detail	General Ledger Transactions
glct_det	General Ledger Currency Totals Detail	General Ledger Transactions
glec_det	General Ledger Entity Consolidation Detail	General Ledger Consolidation
glt_det	General Ledger Unposted Transaction Detail	General Ledger Daybooks
glt_det	General Ledger Unposted Transaction Detail	General Ledger Transactions
glt_det	General Ledger Unposted Transaction Detail	Inventory II
glt_det	General Ledger Unposted Transaction Detail	Work Orders
gltr_hist	General Ledger Transaction History	General Ledger Transactions
gltr_hist	General Ledger Transaction History	General Ledger Consolidation
ib_det	Service/Support Installed Configuration Detail	SSM – Installed Base
ibh_hist	Sales Order Configuration Bill History	Invoice History I
idh_hist	Invoice History Detail	Customer Consignment II
idh_hist	Invoice History Detail	Invoice History I
idh_hist	Invoice History Detail	Invoice History II
idh_hist	Invoice History Detail	Self-Billing
idhle_hist	Invoice History Line Charge Detail	Invoice History I
idhr_hist	Invoice History Relationship Detail	Invoice History II
ifs_mstr	Interface Session Master	Q/LinQ I
ih_hist	Invoice History Master	Accounts Receivable I
ih_hist	Invoice History Master	Customer Consignment II

Table 3.1 — Database Table Cross-Reference — (Page 10 of 26)

Table	Table Description	Diagram
ih_hist	Invoice History Master	Customers III
ih_hist	Invoice History Master	Invoice History I
ih_hist	Invoice History Master	Invoice History II
ih_hist	Invoice History Master	Sales Orders I
ih_hist	Invoice History Master	Salesperson II
ih_hist	Invoice History Master	Self-Billing
ihr_hist	Invoice History Relationship Master	Invoice History II
ilg_hist	Import Document Log	Q/LinQ I
ilg_hist	Import Document Log	Q/LinQ III
ilg_hist	Import Document Log	Q/LinQ V
im_mstr	Inventory Movement Code Master	Shipping I
im_mstr	Inventory Movement Code Master	Shipping II
imap_det	Import Document Map Detail	Q/LinQ III
img_msg	Import Document Message	Q/LinQ III
in_mstr	Inventory Master	Cost Management I
in_mstr	Inventory Master	Cost Management II
in_mstr	Inventory Master	Customer Consignment I
in_mstr	Inventory Master	Inventory I
in_mstr	Inventory Master	Inventory II
in_mstr	Inventory Master	Operations Planning I
in_mstr	Inventory Master	Operations Planning II
ins_mstr	Invoice Schedule Master	PRM – Invoicing
insd_det	Invoice Schedule Detail	PRM – Invoicing
ip_mstr	Master Specification Test Results	Item Specification
ip_mstr	Master Specification Test Results	Quality Management
ipd_det	Item Specification Detail	Item Specification
ipd_det	Item Specification Detail	Product Change Control II
iraw_det	Raw Import Document Detail	Q/LinQ III
iro_det	Item Routing Cost Detail	Item Routing II
is_mstr	Inventory Status Master	Inventory I
isb_mstr	Service/Support Installed Base Item Master	PRM – Project Activity Orders
isb_mstr	Service/Support Installed Base Item Master	SSM – Call Tracking I
isb_mstr	Service/Support Installed Base Item Master	SSM – Call Tracking III
isb_mstr	Service/Support Installed Base Item Master	SSM – Installed Base
isb_mstr	Service/Support Installed Base Item Master	SSM – Service Contracts I
isd_det	Inventory Status Detail	Inventory I

Table 3.1 — Database Table Cross-Reference — (Page 11 of 26)

Table	Table Description	Diagram
isp_mstr	Import Document Specification Master	Q/LinQ I
isp_mstr	Import Document Specification Master	Q/LinQ IV
iss_mstr	Service/Support Installed Base Structure	SSM – Installed Base
itm_det	Service/Support Call Item Detail	SSM – Call Activity Recording
itm_det	Service/Support Call Item Detail	SSM – Call Invoice Recording
itm_det	Service/Support Call Item Detail	SSM – Call Tracking III
itm_det	Service/Support Call Item Detail	SSM – Depot Orders
its_mstr	Item Site Load Master	Operations Planning I
itsd_det	Item Site Load Detail	Operations Planning I
kbd_t_mstr	Kanban Template Master	Kanban Master
kbtr_hist	Kanban Transaction History	Kanban Master
kbtrd_det	Kanban Transaction History Detail	Kanban Master
knb_mstr	Kanban Master	Kanban Master
knb_mstr	Kanban Master	Kanban Source
knbd_det	Kanban Card Detail	Kanban Master
knbfd_det	Kanban FIFO Detail	Kanban Source
knbi_mstr	Kanban Item Master	Kanban Master
knbi_mstr	Kanban Item Master	Kanban Source
knbism_det	Kanban Item Supermarket Detail	Kanban Master
knbl_det	Kanban Loop Detail	Kanban Master
knbs_det	Kanban Source Detail	Kanban Master
knbs_det	Kanban Source Detail	Kanban Source
knbsm_mstr	Kanban Supermarket Master	Kanban Master
knbsm_mstr	Danban Supermarket Master	Kanban Source
knp_mstr	Kanban Process Master	Kanban Souce
knpd_det	Kanban Item Process Detail	Kanban Source
lacd_det	Logistics Accounting Charge Detail	DRP I
lacd_det	Logistics Accounting Charge Detail	Purchasing I
lacd_det	Logistics Accounting Charge Detail	Purchasing III
lacd_det	Logistics Accounting Charge Detail	Sales Orders II
lad_det	Location Allocation Detail	Inventory II
lad_det	Location Allocation Detail	Sales Orders II
lc_mstr	Logistics Accounting Charge Code Master	Purchasing I
lad_det	Location Allocation Detail	Work Orders
ld_det	Location Detail	Customer Consignment I
ld_det	Location Detail	Inventory I
ld_det	Location Detail	Inventory II

Table 3.1 — Database Table Cross-Reference — (Page 12 of 26)

Table	Table Description	Diagram
ld_det	Location Detail	Quality Orders
ln_mstr	Line Master	Flow Scheduling
ln_mstr	Line Master	Repetitive Schedule
lna_det	Production Line Allocation Detail	Repetitive Schedule
lnd_det	Production Line Detail	Repetitive Schedule
lnf_det	Flow Production Line Item Detail	Flow Scheduling
loc_mstr	Location Master	Addresses
loc_mstr	Location Master	Inventory I
loc_mstr	Location Master	PRM – Project Header
loc_mstr	Location Master	PRM – Subproject
loc_mstr	Location Master	Product Line I
loc_mstr	Location Master	SSM – RMA II
locc_det	Reserved Locations Detail	Addresses
locc_det	Reserved Locations Detail	Inventory I
ls_mstr	Address List Detail	Addresses
ls_mstr	Address List Detail	Customer Consignment I
ls_mstr	Address List Detail	Customers IV
ls_mstr	Address List Detail	GTM Master Data
ls_mstr	Address List Detail	Salesperson I
ls_mstr	Address List Detail	Shipment Performance III
ls_mstr	Address List Detail	Supplier Consignment I
ls_mstr	Address List Detail	Vendors (Suppliers)
mp_mstr	Master Specification	Item Specification
mpd_det	Master Specification Detail	Item Specification
mph_hist	Master Specification Test History	Item Specification
mph_hist	Master Specification Test History	Quality Orders
mrp_det	Material Requirements Planning Detail	Forecasting/Planning
mrp_det	Material Requirements Planning Detail	MRP I
mrp_det	Material Requirements Planning Detail	MRP II
msg_mstr	Message Master	Configured Messages
mu_mstr	Monetary Union Master	Multicurrency I
nr_mstr	Number Range Master	Number Range Management
nr_mstr	Number Range Master	Shipping I
nrh_hist	Number Range History	Number Range Management
oa_det	Action Message Detail	MRP II
ocm_mstr	Service/Support On Call Master	SSM – Engineers I
op_hist	Shop Floor Operation History	Kanban Master
op_hist	Operation Transaction History	WIP Lot Trace I

Table 3.1 — Database Table Cross-Reference — (Page 13 of 26)

Table	Table Description	Diagram
op_hist	Operation Transaction History	Work Orders
opgl_det	Shop Floor Operation General Ledger Detail	Work Orders
opm_mstr	Standard Operation Master	Routing Standards
pc_mstr	Price List Master	Customers I
pc_mstr	Price List Master	SSM – RMA II
pcl_mstr	Product Change Control Group Master	Product Change Control I
pcl_d_det	Product Change Control Group Detail	Product Change Control I
pct_mstr	Product Change Control Type Master	Product Change Control I
pf_det	Production Forecast Detail	Forecasting/Planning
pgh_hist	Service/Support Paging History	SSM – Call Tracking IV
pi_mstr	Price List Master	Pricing
pid_det	Price List Detail	Pricing
pih_hist	Pricing History	Pricing
pj_mstr	Project Master	General Ledger Master I
pj_mstr	Project Master	General Ledger Master II
pj_mstr	Project Master	General Ledger Transactions
pj_mstr	Project Master	PRM – Project Header
pjd_det	Project Realization Subproject Detail	PRM – Invoicing
pjd_det	Project Realization Subproject Detail	PRM – Project Header
pjd_det	Project Realization Subproject Detail	PRM – Project Structure
pjd_det	Project Realization Subproject Detail	PRM – Subproject
pjs_mstr	Project Realization Structure Master	PRM – Invoicing
pjs_mstr	Project Realization Structure Master	PRM – Project Activity Orders
pjs_mstr	Project Realization Structure Master	PRM – Project Structure
pjs_mstr	Project Realization Structure Master	PRM – Subproject
pjsh_hist	Project Realization Transaction History	PRM – Project Structure
pjsx_det	Project Structure Cross Reference Detail	PRM – Material Orders
pjsx_det	Project Structure Cross Reference Detail	PRM – Project Activity Orders
pjt_mstr	Project Realization Project Type Master	PRM – Project Header
pjt_mstr	Project Realization Project Type Master	PRM – Subproject
pl_mstr	Product Line Master	Customers I
pl_mstr	Product Line Master	Forecasting/Planning
pl_mstr	Product Line Master	PRM – Project Structure
pl_mstr	Product Line Master	PRM – Subproject
pl_mstr	Product Line Master	Product Line I

Table 3.1 — Database Table Cross-Reference — (Page 14 of 26)

Table	Table Description	Diagram
pl_mstr	Product Line Master	Product Line II
pl_mstr	Product Line Master	Resource Plan
pl_mstr	Product Line Master	Sales Analysis
pld_det	Product Line Detail	Product Line I
plsd_det	Product Line Sales Detail	Product Line I
plt_det	Product Line Tax Detail	Product Line II
po_mstr	Purchase Order Master	Accounts Payable I
po_mstr	Purchase Order Master	EMT – Primary Business Unit
po_mstr	Purchase Order Master	Global Requisition System
po_mstr	Purchase Order Master	GTM Transactions
po_mstr	Purchase Order Master	Purchasing I
po_mstr	Purchase Order Master	Purchasing II
po_mstr	Purchase Order Master	Purchasing III
po_mstr	Purchase Order Master	Supplier Consignment I
po_mstr	Purchase Order Master	Supplier Consignment II
po_mstr	Purchase Order Master	Supplier Shipping Schedules
po_mstr	Purchase Order Master	Vendors (Suppliers)
pod_det	Purchase Order Detail	EMT – Primary Business Unit
pod_det	Purchase Order Detail	Global Requisition System
pod_det	Purchase Order Detail	GTM Transactions
pod_det	Purchase Order Detail	MRP II
pod_det	Purchase Order Detail	Purchasing II
pod_det	Purchase Order Detail	Purchasing III
pod_det	Purchase Order Detail	Release Management
pod_det	Purchase Order Detail	Supplier Consignment I
pod_det	Purchase Order Detail	Supplier Consignment II
pod_det	Purchase Order Detail	Supplier Shipping Schedules
pp_plan	Product Line Plan	Forecasting/Planning
pq_mstr	Product Line Requirements Master	Resource Plan
prh_hist	Purchase Order Receipt History	Accounts Payable I
prh_hist	Purchase Order Receipt History	Purchasing II
prh_hist	Purchase Order Receipt History	Purchasing III
prh_hist	Purchase Order Receipt History	Supplier Consignment I
prj_mstr	Project Realization Project Master	PRM – Invoicing
prj_mstr	Project Realization Project Master	PRM – Project Activity Orders
prj_mstr	Project Realization Project Master	PRM – Project Header
prj_mstr	Project Realization Project Master	PRM – Project Structure
prj_mstr	Project Realization Project Master	PRM – Subproject
ps_mstr	Product Structure Master	Product Change Control II
ps_mstr	Product Structure Master	Product Structure

Table 3.1 — Database Table Cross-Reference — (Page 15 of 26)

Table	Table Description	Diagram
ps_mstr	Product Structure Master	WIP Lot Trace II
pt_mstr	Item Master	Container and Line Charges I
pt_mstr	Item Master	Container and Line Charges II
pt_mstr	Item Master	Cost Management I
pt_mstr	Item Master	Customer Consignment I
pt_mstr	Item Master	Customer Consignment II
pt_mstr	Item Master	Customers I
pt_mstr	Item Master	DRP I
pt_mstr	Item Master	Flow Scheduling
pt_mstr	Item Master	Forecasting/Planning
pt_mstr	Item Master	Inventory I
pt_mstr	Item Master	Item Routing I
pt_mstr	Item Master	Item Routing II
pt_mstr	Item Master	Item Specification
pt_mstr	Item Master	Operations Planning I
pt_mstr	Item Master	PRM – Project Structure
pt_mstr	Item Master	Product Change Control II
pt_mstr	Item Master	Product Line I
pt_mstr	Item Master	Product Line II
pt_mstr	Item Master	Product Structure
pt_mstr	Item Master	Purchasing II
pt_mstr	Item Master	Q/LinQ V
pt_mstr	Item Master	Quality Management
pt_mstr	Item Master	Quality Orders
pt_mstr	Item Master	Repetitive Schedule
pt_mstr	Item Master	Resource Plan
pt_mstr	Item Master	Sales Analysis
pt_mstr	Item Master	Sales Orders II
pt_mstr	Item Master	Sales Quotations II
pt_mstr	Item Master	Shipment Performance III
pt_mstr	Item Master	SSM – Installed Base
pt_mstr	Item Master	Supplier Consignment I
pt_mstr	Item Master	Supplier Consignment II
pt_mstr	Item Master	Vendors (Suppliers)
pt_mstr	Item Master	WIP Lot Trace I
pt_mstr	Item Master	Work Orders
ptc_det	Container Item Detail	Container and Line Charges I
ptc_det	Container Item Detail	Container and Line Charges II
ptc_det	Container Item Detail	Container and Line Charges III
ptc_det	Container Item Detail	Item Routing I

Table 3.1 — Database Table Cross-Reference — (Page 16 of 26)

Table	Table Description	Diagram
pth_hist	Products Sales History	Sales Analysis
ptp_det	Item Planning Detail	Item Routing I
ptp_det	Item Planning Detail	Product Line I
ptr_det	Item Routing Detail	Item Routing I
pts_det	Item Substitute Detail	Product Structure
ptt_det	Item Tax Detail	Product Line II
pvo_mstr	Pending Voucher Master	Accounts Payable I
pvo_mstr	Pending Voucher Master	DRP I
pvo_mstr	Pending Voucher Master	Purchasing III
pvo_mstr	Pending Voucher Master	Shipping I
pvo_mstr	Pending Voucher Master	Supplier Consignment II
pvo_mstr	Pending Voucher Master	Sales Order II
pvod_det	Pending Voucher Detail	Accounts Payable I
pvod_det	Pending Voucher Detail	DRP I
pvod_det	Pending Voucher Detail	Purchasing III
pvod_det	Pending Voucher Detail	Sales Order II
pvod_det	Pending Voucher Detail	Shipping I
qad_wkfl	QAD Work Table	Supplier Shipping Schedules
qc_mstr	Quality Control Order Master	Quality Orders
qcd_det	Quality Control Order Detail	Quality Orders
qcs_mstr	Quality Sampling Pattern Master	Quality Management
qo_mstr	Sales Quotation Master	Customers III
qo_mstr	Sales Quotation Master	Freight Charges I
qo_mstr	Sales Quotation Master	GTM Transactions
qo_mstr	Sales Quotation Master	Multicurrency II
qo_mstr	Sales Quotation Master	Sales Quotations I
qo_mstr	Sales Quotation Master	Sales Quotations II
qo_mstr	Sales Quotation Master	Salesperson II
qob_det	Sales Quotation Configuration Bill Detail	Sales Quotations II
qod_det	Sales Quotation Detail	Freight Charges I
qod_det	Sales Quotation Detail	Sales Quotations II
qodr_det	Sales Quotation Relationship Detail	Sales Quotations II
qor_mstr	Sales Quotation Relationship Master	Sales Quotations II
qps_det	Quality Test Bill Detail	Quality Management
qr_test	Quality Order Test Steps	Quality Orders
qro_det	Quality Inspection Routing Detail	Quality Management
rcc_mstr	Customer Sequence Schedule Master	Customer Sequenced Schedules
rcc_mstr	Customer Schedule Master	Customer Sequenced Schedules
rccd_det	Customer Sequence Schedule Detail	Customer Sequenced Schedules

Table 3.1 — Database Table Cross-Reference — (Page 17 of 26)

Table	Table Description	Diagram
rscx_ref	Customer Sequence Schedule Cross-Reference	Customer Sequenced Schedules
reg_mstr	Service/Support Region Master	SSM – Call Tracking II
reg_mstr	Service/Support Region Master	SSM – Engineers I
reg_mstr	Service/Support Region Master	SSM – Installed Base
req_det	Requisition Detail	MRP II
req_det	Requisition Detail	Purchasing II
rma_mstr	Return Material Authorization Master	Customers III
rma_mstr	Return Material Authorization Master	SSM – Call Tracking IV
rma_mstr	Return Material Authorization Master	SSM – RMA I
rma_mstr	Return Material Authorization Master	SSM – RMA II
rma_mstr	Return Material Authorization Master	Vendors (Suppliers)
rmd_det	Return Material Authorization Detail	SSM – RMA I
rnd_mstr	Rounding Method Master	Multicurrency II
ro_det	Routing Operation Detail	Cost Management II
ro_det	Routing Operation Detail	Item Routing I
ro_det	Routing Detail	Item Routing II
ro_det	Routing Operation Detail	Item Specification
ro_det	Routing Operation Detail	Kanban Source
ro_det	Routing Operation Detail	Product Change Control II
ro_det	Routing Operation Detail	Routing Standards
ro_det	Routing Operation Detail	WIP Lot Trace II
rps_mstr	Repetitive Production Schedule Master	MRP I
rps_mstr	Repetitive Production Schedule Master	Repetitive Schedule
rq_mstr	Requirement Master	Operations Planning I
rq_mstr	Requirement Master	Resource Plan
rqa_mstr	Requisition Approver Master	Global Requisition System
rqc_mstr	Requisition Category Master	Global Requisition System
rqcd_det	Requisition Category Detail	Global Requisition System
rqd_det	Requisition Detail	Global Requisition System
rqda_det	Requisition Approval Detail	Global Requisition System
rqh_hist	Requisition History	Global Requisition System
rjq_mstr	Requisition Job Master	Global Requisition System
rql_mstr	Requisition Approval Level Master	Global Requisition System
rqm_det	Requirement Detail	Customer Scheduled Orders
rqm_mstr	Requisition Master	Global Requisition System
rqpo_ref	Requisition/PO Cross-Reference	Global Requisition System
rs_mstr	Resource Master	Operations Planning I
rs_mstr	Resource Master	Resource Plan

Table 3.1 — Database Table Cross-Reference — (Page 18 of 26)

Table	Table Description	Diagram
rsd_det	Resource Requirements Detail	Resource Plan
rsn_ref	Reason Code Master	Shipment Performance I
rsn_ref	Reason Code Master	Shipment Performance II
rst_mstr	Product Change Control Routing Slip Template Master	Product Change Control I
rstd_det	Product Change Control Routing Slip Template Detail	Product Change Control I
rsu_mstr	Product Change Control Routing Slip Master	Product Change Control I
rsud_det	Product Change Control Routing Slip Detail	Product Change Control I
sa_mstr	Service Contract Master	Salesperson I
sa_mstr	Service Contract Master	SSM – Call Tracking I
sa_mstr	Service Contract Master	SSM – Coverage Limits I
sa_mstr	Service Contract Master	SSM – Coverage Limits I
sa_mstr	Service Contract Master	SSM – Coverage Limits II
sa_mstr	Service Contract Master	SSM – Coverage Limits II
sa_mstr	Service Contract Master	SSM – RMA I
sa_mstr	Service Contract Master	SSM – Service Contracts II
sa_mstr	Service Contract Master	SSM – Service Contracts II
sa_mstr	Service Contract Master	SSM – Service Contracts III
sad_det	Service Contract Detail	SSM – Call Tracking I
sad_det	Service Contract Detail	SSM – Coverage Limits I
sad_det	Service Contract Detail	SSM – Coverage Limits I
sad_det	Service Contract Detail	SSM – Coverage Limits II
sad_det	Service Contract Detail	SSM – Coverage Limits II
sad_det	Service Contract Detail	SSM – Coverage Limits II
sad_det	Service Contract Detail	SSM – Coverage Limits II
sad_det	Service Contract Detail	SSM – Coverage Limits II
sad_det	Service Contract Detail	SSM – Coverage Limits II
sad_det	Service Contract Detail	SSM – Coverage Limits II
sad_det	Service Contract Detail	SSM – Service Contracts I
sad_det	Service Contract Detail	SSM – Service Contracts III
sal_mstr	Service/Support Contract Limits Master	PRM – Project Structure
sal_mstr	Service/Support Contract Limits Master	SSM – Coverage Limits I
sal_mstr	Service/Support Contract Limits Master	SSM – Coverage Limits II
sap_det	Service Contract Preventive Maintenance Detail	SSM – Service Contracts I
sar_mstr	Service Contract Serial Number Master	SSM – Service Contracts I
sb_mstr	Sub-Account Master	General Ledger Master II

Table 3.1 — Database Table Cross-Reference — (Page 19 of 26)

Table	Table Description	Diagram
sbc_mstr	Service/Support Billing Cycle Master	SSM – Service Contracts II
sbi_mstr	Self-Bill Master	Self-Billing
sbid_det	Self Bill Detail	Container and Line Charges III
sbid_det	Self-Bill Detail	Self-Billing
sc_mstr	Cost Simulation Master	Cost Management I
sc_mstr	Cost Simulation Master	Cost Management II
sca_mstr	Service Contract Additional Charge Master	SSM – Service Contracts II
scc_mstr	Customer/Ship-To Shipment Controls Master	Shipment Performance III
sch_mstr	Release Management Schedule Master	Customer Scheduled Orders
sch_mstr	Release Management Schedule Master	MRP I
sch_mstr	Release Management Schedule Master	Release Management
sch_mstr	Release Management Schedule Master	Shipment Performance I
schd_det	Release Management Schedule Detail	Customer Scheduled Orders
schd_det	Release Management Schedule Detail	Release Management
schd_det	Release Management Schedule Detail	Shipment Performance I
sct_det	Cost Simulation Total Detail	Cost Management I
sct_det	Cost Simulation Total Detail	Cost Management II
sdt_mstr	Shipping Delivery Time Master	Supplier Shipping Schedules
sdt_d_det	Shipping Delivery Time Detail	Supplier Shipping Schedules
seq_mstr	Production Line Schedule Sequence Master	Repetitive Schedule
sfb_det	Service/Support Billing Detail	PRM – Invoicing
sfb_det	Service/Support Billing Detail	SSM – Call Invoice Recording
sg_mstr	Shipping Group Master	Shipping II
sgad_det	Shipping Group Address Detail	Shipping II
sgcd_det	Shipping Group Carrier Detail	Shipping II
sgid_det	Shipping Group and Inventory Movement Code Detail	Shipping I
sgid_det	Shipping Group and Inventory Movement Code Detail	Shipping II
shd_det	Shipping Schedule Detail	DRP II
shft_det	Shift Detail	Routing Standards
shm_mstr	Shipping Schedule Master	DRP II
shop_cal	Shop Calendar	Kanban Source
shop_cal	Shop Calendar	Routing Standards
shp_hist	Shipment Performance History	Shipment Performance I
shp_hist	Shipment Performance History	Shipment Performance II

Table 3.1 — Database Table Cross-Reference — (Page 20 of 26)

Table	Table Description	Diagram
shpd_hist	Shipment Performance Detail History	Shipment Performance I
shpd_hist	Shipment Performance Detail History	Shipment Performance II
si_mstr	Site Master	Container and Line Charges I
si_mstr	Site Master	Cost Management I
si_mstr	Site Master	Customers V
si_mstr	Site Master	Domain
si_mstr	Site Master	DRP I
si_mstr	Site Master	DRP II
si_mstr	Site Master	Forecasting/Planning
si_mstr	Site Master	Freight Charges II
si_mstr	Site Master	Inventory I
si_mstr	Site Master	Item Routing I
si_mstr	Site Master	Item Routing II
si_mstr	Site Master	Operations Planning I
si_mstr	Site Master	PRM – Project Header
si_mstr	Site Master	PRM – Subproject
si_mstr	Site Master	Product Line I
si_mstr	Site Master	Quality Orders
si_mstr	Site Master	Repetitive Schedule
si_mstr	Site Master	Resource Plan
si_mstr	Site Master	Routing Standards
si_mstr	Site Master	Sales Analysis
si_mstr	Site Master	Shipment Performance III
si_mstr	Site Master	Shipping I
si_mstr	Site Master	SSM – Engineers II
si_mstr	Site Master	SSM – RMA I
si_mstr	Site Master	SSM – Service Contracts II
si_site	Site Master	Work Orders
sim_det	Inventory Movement Site Detail	Shipping I
six_ref	Shipment Detail/Invoice Number Cross-Reference	Self-Billing
slr_mstr	Site Linking Rules Master	Cost Management I
slrd_det	Site Linking Rules Detail	Cost Management I
so_mstr	Sales Order Master	Accounts Receivable I
so_mstr	Sales Order Master	Container and Line Charges II
so_mstr	Sales Order Master	Container and Line Charges III
so_mstr	Sales Order Master	Customer Consignment I
so_mstr	Sales Order Master	Customer Consignment II
so_mstr	Sales Order Master	Customer Scheduled Orders
so_mstr	Sales Order Master	Customer Sequenced Schedules
so_mstr	Sales Order Master	Customers III

Table 3.1 — Database Table Cross-Reference — (Page 21 of 26)

Table	Table Description	Diagram
so_mstr	Sales Order Master	EMT – Primary Business Unit
so_mstr	Sales Order Master	Freight Charges I
so_mstr	Sales Order Master	GTM Transactions
so_mstr	Sales Order Master	Invoice History I
so_mstr	Sales Order Master	PRM – Invoicing
so_mstr	Sales Order Master	PRM – Material Orders
so_mstr	Sales Order Master	Product Line I
so_mstr	Sales Order Master	Sales Orders I
so_mstr	Sales Order Master	Sales Orders II
so_mstr	Sales Order Master	Sales Orders III
so_mstr	Sales Order Master	Sales Quotations I
so_mstr	Sales Order Master	Salesperson II
so_mstr	Sales Order Master	Self-Billing
so_mstr	Sales Order Master	Shipment Performance I
so_mstr	Sales Order Master	SSM – Call Activity Recording
so_mstr	Sales Order Master	SSM – Call Invoice Recording
so_mstr	Sales Order Master	SSM – RMA I
so_mstr	Sales Order Master	SSM – RMA II
sob_det	Sales Order Configuration Bill Detail	Invoice History I
sob_det	Sales Order Configuration Bill Detail	MRP I
sob_det	Sales Order Configuration Bill Detail	Sales Orders II
sod_det	Sales Order Detail	Container and Line Charges II
sod_det	Sales Order Detail	Container and Line Charges III
sod_det	Sales Order Detail	Customer Consignment I
sod_det	Sales Order Detail	Customer Consignment II
sod_det	Sales Order Detail	Customer Scheduled Orders
sod_det	Sales Order Detail	Customer Sequenced Schedules
sod_det	Sales Order Detail	EMT – Primary Business Unit
sod_det	Sales Order Detail	EMT – Secondary Business Unit
sod_det	Sales Order Detail	Freight Charges I
sod_det	Sales Order Detail	GTM Transactions
sod_det	Sales Order Detail	Inventory II
sod_det	Sales Order Detail	Invoice History I
sod_det	Sales Order Detail	MRP I
sod_det	Sales Order Detail	Pricing
sod_det	Sales Order Detail	PRM – Invoicing
sod_det	Sales Order Detail	PRM – Material Orders
sod_det	Sales Order Detail	Release Management
sod_det	Sales Order Detail	Sales Orders II
sod_det	Sales Order Detail	Sales Orders III

Table 3.1 — Database Table Cross-Reference — (Page 22 of 26)

Table	Table Description	Diagram
sod_det	Sales Order Detail	Self-Billing
sod_det	Sales Order Detail	Shipment Performance I
sod_det	Sales Order Detail	SSM – Call Activity Recording
sod_det	Sales Order Detail	SSM – Call Invoice Recording
sod_det	Sales Order Detail	SSM – Depot Orders
sod_det	Sales Order Detail	SSM – RMA I
sodlc_det	Sales Order Detail Line Charges	Container and Line Charges II
sodlc_det	Sales Order Detail Line Charges	Container and Line Charges III
sodr_det	Sales Order Relationship Detail	Sales Orders III
sop_det	Cost Simulation Operation Detail	Cost Management II
sor_mstr	Sales Order Relationship Master	Sales Orders III
sosr_mstr	Sales Order Shipment Reason Master	Shipment Performance II
sosrd_det	Sales Order Shipment Reason Detail	Shipment Performance II
sp_mstr	Salesperson Master	Accounts Receivable I
sp_mstr	Salesperson Master	Addresses
sp_mstr	Salesperson Master	Customers I
sp_mstr	Salesperson Master	PRM – Project Header
sp_mstr	Salesperson Master	PRM – Subproject
sp_mstr	Salesperson Master	Sales Analysis
sp_mstr	Salesperson Master	Sales Orders I
sp_mstr	Salesperson Master	Sales Quotations I
sp_mstr	Salesperson Master	Salesperson I
sp_mstr	Salesperson Master	Salesperson II
sp_mstr	Salesperson Master	SSM – Service Contracts II
spd_det	Salesperson Commission Detail	Customers I
spd_det	Salesperson Commission Detail	Salesperson I
sph_hist	Salesperson Sales History	Sales Analysis
sph_hist	Salesperson Sales History	Salesperson I
spt_det	Cost Simulation Item Detail	Cost Management I
spt_det	Cost Simulation Item Detail	Cost Management II
sro_mstr	Service/Repair Order Master	Customers II
srr_mstr	Service Request Master	SSM – Call Tracking II
ssd_det	Source of Supply Detail	DRP II
ssm_mstr	Source of Supply Master	DRP II
sttq_mstr	Time-Based/Quantity-Based Status Code Master	Shipment Performance I
sttq_mstr	Time-Based/Quantity-Based Status Code Master	Shipment Performance III
suf_mstr	Shipper User Field Master	Container and Line Charges I
sufd_det	Shipper User Field Detail	Container and Line Charges I

Table 3.1 — Database Table Cross-Reference — (Page 23 of 26)

Table	Table Description	Diagram
sv_mstr	Service Agreement Terms and Conditions Master	SSM – Coverage Limits I
sv_mstr	Service Agreement Terms and Conditions Master	SSM – Coverage Limits I
sv_mstr	Service Agreement Terms and Conditions Master	SSM – Coverage Limits II
sv_mstr	Service Agreement Terms and Conditions Master	SSM – Coverage Limits II
sv_mstr	Service Agreement Terms and Conditions Master	SSM – RMA I
sv_mstr	Service Agreement Terms and Conditions Master	SSM – Service Contracts II
swc_det	Cost Simulation Work Center Detail	Cost Management II
syp_mstr	Sync Profile Master	Q/LinQ IV
sypd_det	Sync Profile Detail	Q/LinQ IV
sypj_det	Sync Profile Join Detail	Q/LinQ IV
sytf_mstr	Sync Table–Field Master	Q/LinQ IV
tag_mstr	Physical Inventory Tag Master	Inventory I
tax_mstr	Tax Master	Customers IV
taxd_det	Tax Detail	Customers IV
tm_mstr	Transportation Master	DRP II
tot_mstr	Terms of Trade Master	Purchasing I
totd_det	Terms of Trade Detail	Purchasing I
tr_hist	Inventory Transaction History	Accounts Receivable II
tr_hist	Inventory Transaction History	Customer Consignment I
tr_hist	Inventory Transaction History	Customer Consignment II
tr_hist	Inventory Transaction History	Inventory II
tr_hist	Inventory Transaction History	Kanban Master
tr_hist	Inventory Transaction History	Purchasing II
tr_hist	Inventory Transaction History	Purchasing III
tr_hist	Inventory Transaction History	Sales Orders II
tr_hist	Inventory Transaction History	Salesperson II
tr_hist	Inventory Transaction History	Supplier Consignment I
tr_hist	Inventory Transaction History	Supplier Consignment II
tr_hist	Inventory Transaction History	Work Orders
trgl_det	Inventory Transaction and General Ledger Cross-Reference	Inventory II
trl_mstr	Trailer Master	Container and Line Charges II
trl_mstr	Trailer Master	Container and Line Charges III
trl_mstr	Trailer Master	Freight Charges II
trq_mstr	Transmission Date Reference Master	EMT – Primary Business Unit
tx2_mstr	Tax Master	GTM Master Data

Table 3.1 — Database Table Cross-Reference — (Page 24 of 26)

Table	Table Description	Diagram
tx2_mstr	Tax Master	GTM Transactions
tx2d_det	Tax Details	GTM Transactions
txbd_det	Tax Base Detail	GTM Master Data
txbd_det	Tax Base Detail	GTM Transactions
txe_mstr	Tax Environment Master	GTM Master Data
txed_det	Tax Environment Detail	GTM Master Data
txhd_det	Tax History Detail	GTM Transactions
txz_mstr	Tax Zone Master	GTM Master Data
tzo_mstr	Service/Support Time Zone Master	SSM – Call Tracking I
tzo_mstr	Service/Support Time Zone Master	SSM – Engineers II
udd_det	User Domain Detail	Domain
umsg_det	User Message Detail	Configured Messages
usr_mstr	User Master	Domain
vd_mstr	Supplier Master	Accounts Payable I
vd_mstr	Supplier Master	Addresses
vd_mstr	Supplier Master	Kanban Source
vd_mstr	Supplier Master	Purchasing I
vd_mstr	Supplier Master	SSM – RMA II
vd_mstr	Supplier Master	Vendors (Suppliers)
vec_mstr	Supplier Performance Category Master	Supplier Performance I
vecd_det	Supplier Performance Category Detail	Supplier Performance I
vee_mstr	Supplier Performance Event Master	Supplier Performance I
vef_ctrl	Supplier Performance Control	Supplier Performance I
vep_mstr	Supplier Performance Master	Supplier Performance I
vepd_det	Supplier Performance Detail	Supplier Performance I
ver_mstr	Supplier Performance Registration Master	Supplier Performance I
verd_det	Supplier Performance Registration Detail	Supplier Performance I
ves_mstr	Supplier Performance Summary Master	Supplier Performance II
vesd_det	Supplier Performance Summary Detail	Supplier Performance II
vew_mstr	Supplier Performance Weighting Factor Master	Supplier Performance I
vo_mstr	Voucher Master	Accounts Payable I
vo_mstr	Voucher Master	Accounts Payable II
vod_det	Voucher Detail	Accounts Payable I
vp_mstr	Supplier Item Master	Purchasing I
vp_mstr	Supplier Item Master	Purchasing II

Table 3.1 — Database Table Cross-Reference — (Page 25 of 26)

Table	Table Description	Diagram
vp_mstr	Supplier Item Master	Vendors (Suppliers)
vph_hist	Voucher Invoice History	Accounts Payable I
vpo_det	Voucher Purchase Order Detail	Accounts Payable I
wc_mstr	Work Center Master	Cost Management II
wc_mstr	Work Center Master	Quality Management
wc_mstr	Work Center Master	Routing Standards
wcr_route	Work Center Routing Standards	Routing Standards
wl_mstr	WIP Lot Master	WIP Lot Trace I
wlbd_det	WIP Lot Trace BOM Control Detail	WIP Lot Trace II
wlbn_mstr	WIP Lot Trace BOM Control Master	WIP Lot Trace II
wld_det	WIP Lot Inventory Detail	WIP Lot Trace I
wlrd_det	WIP Lot Trace Routing Control Detail	WIP Lot Trace II
wlrm_mstr	WIP Lot Trace Routing Control Master	WIP Lot Trace II
wlt_mstr	WIP Lot Trace Master	WIP Lot Trace I
wo_mstr	Work Order Master	Forecasting/Planning
wo_mstr	Work Order Master	Item Specification
wo_mstr	Work Order Master	MRP II
wo_mstr	Work Order Master	PRM – Project Activity Orders
wo_mstr	Work Order Master	Repetitive Schedule
wo_mstr	Work Order Master	SSM – Call Activity Recording
wo_mstr	Work Order Master	SSM – Call Invoice Recording
wo_mstr	Work Order Master	Work Orders
wod_det	Work Order Detail	Inventory II
wod_det	Work Order Detail	MRP II
wod_det	Work Order Detail	PRM – Project Activity Orders
wod_det	Work Order Detail	SSM – Call Activity Recording
wod_det	Work Order Detail	SSM – Call Invoice Recording
wod_det	Work Order Detail	Work Orders
wr_route	Work Order Routing	Item Specification
wr_route	Work Order Routing	PRM – Project Activity Orders
wr_route	Work Order Routing	Purchasing II
wr_route	Work Order Routing	SSM – Call Activity Recording
wr_route	Work Order Routing	SSM – Call Invoice Recording
wr_route	Work Order Routing	WIP Lot Trace I
wr_route	Work Order Routing	Work Orders

Table 3.1 — Database Table Cross-Reference — (Page 26 of 26)

Section 2

European Accounting Table Relationships

This section includes entity diagrams and cross-reference information for the European Accounting module.

European Accounting Entity Diagrams 161

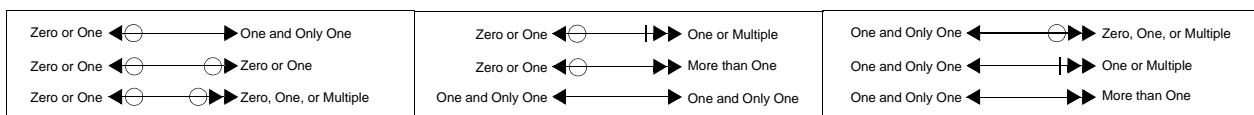
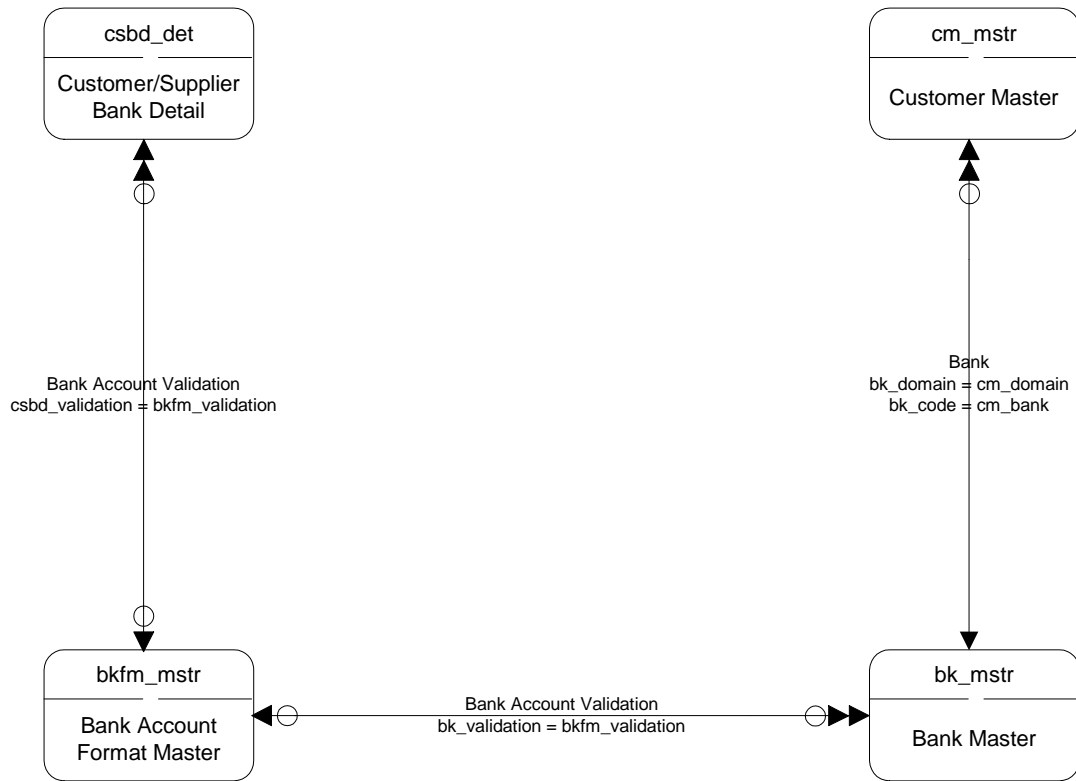
European Accounting Table/Diagram Cross-Reference 175

European Accounting Entity Diagrams

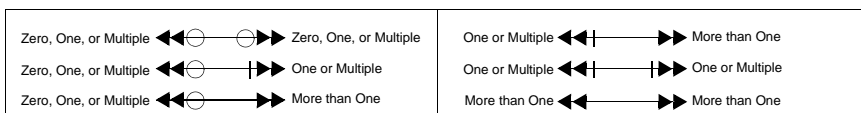
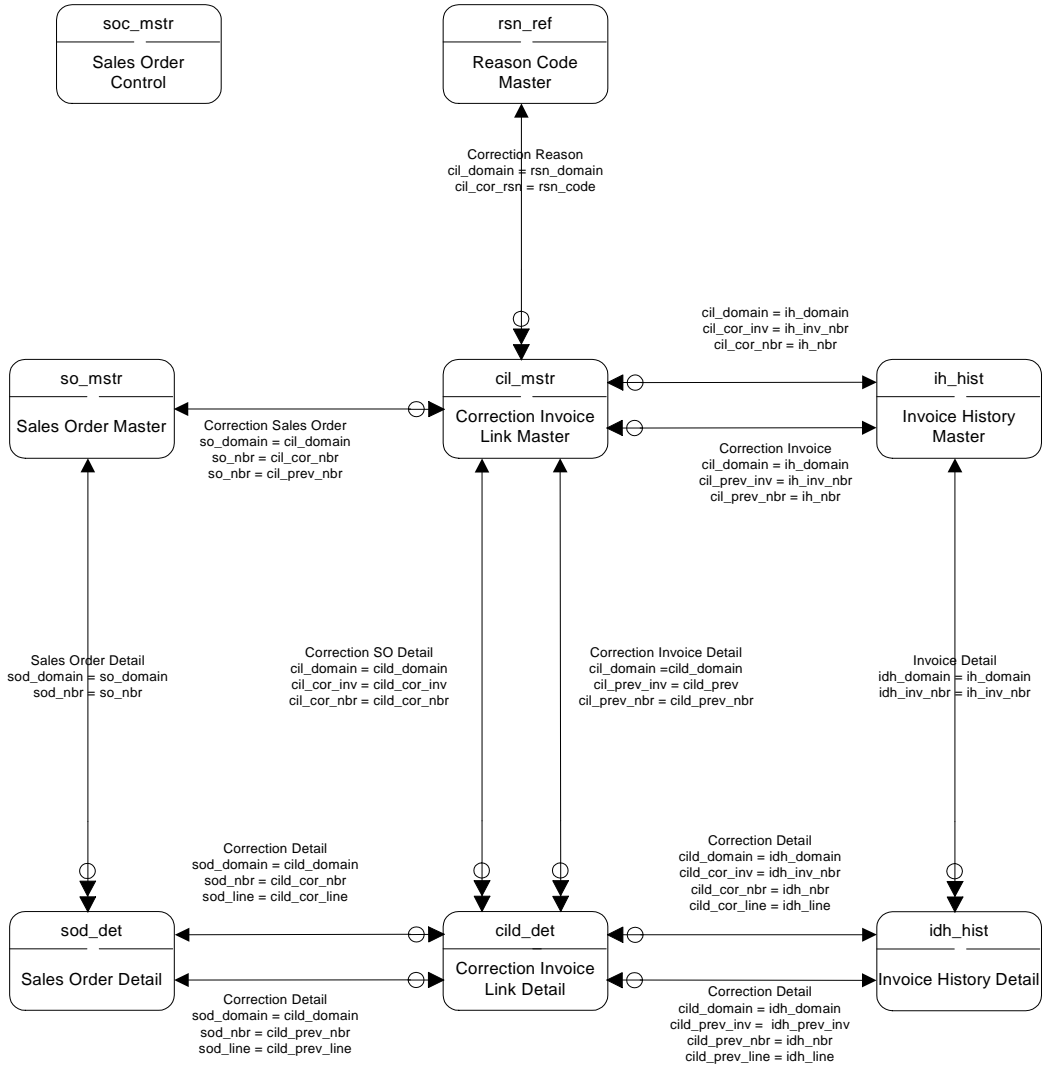
These diagrams are meant to be used in conjunction with *Database Definitions*, which is available separately. European Accounting entity diagrams are in alphabetical order starting on the next page.

Table 5.1 on page 176 lists each table included in the diagrams and indicates the title of the diagram where the table appears.

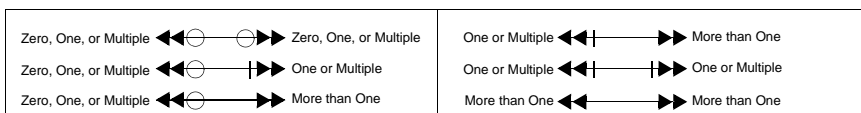
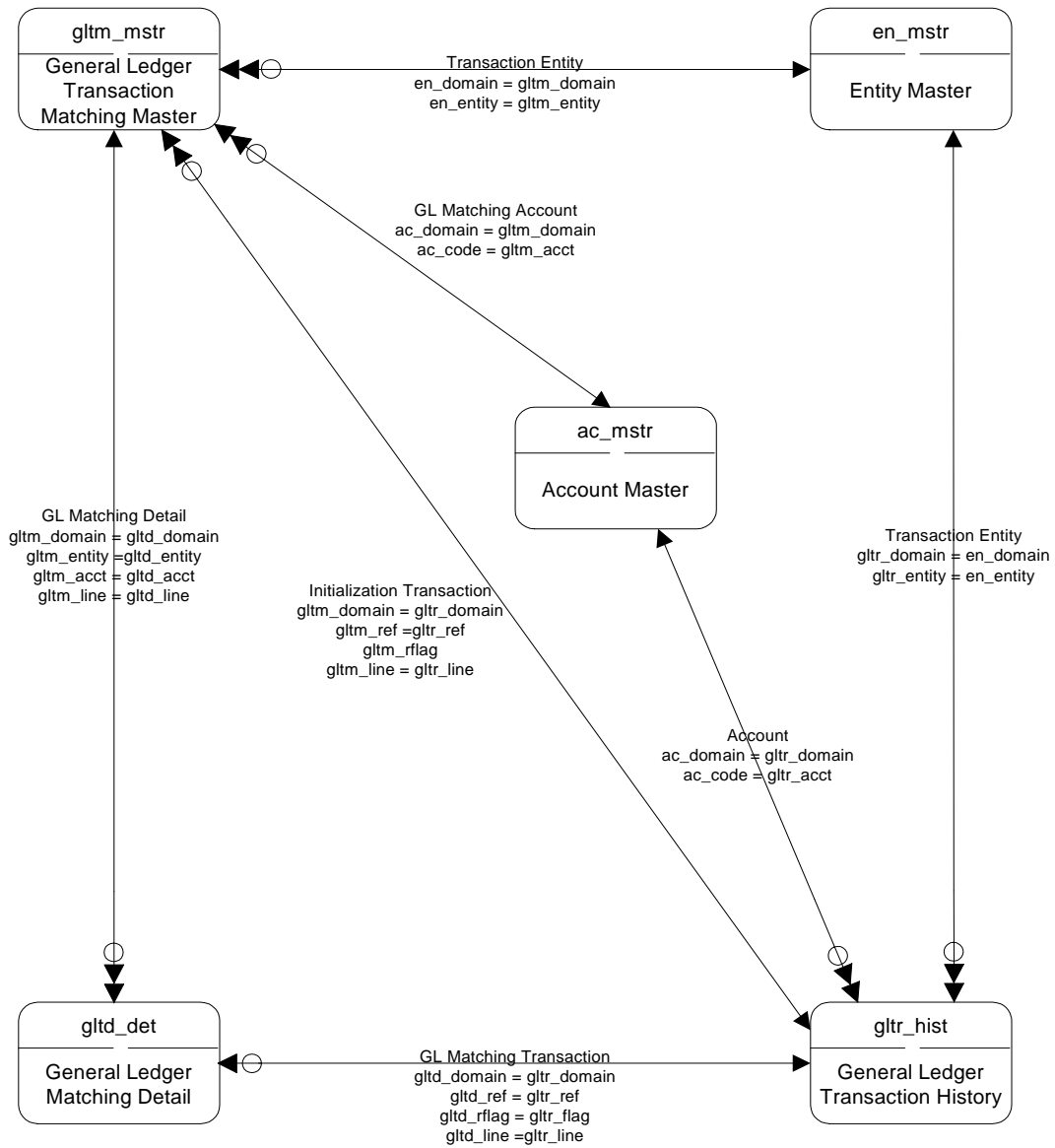
Bank Account Formats



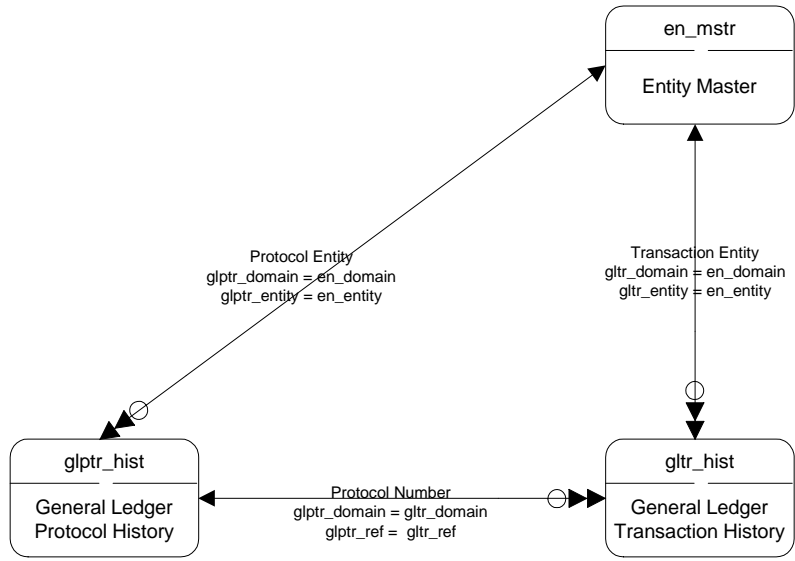
Correction Invoicing



General Ledger Matching

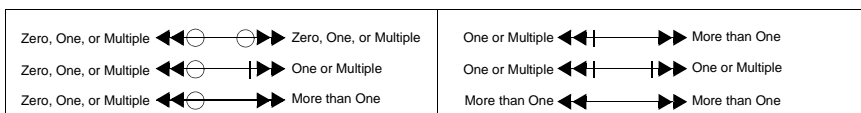
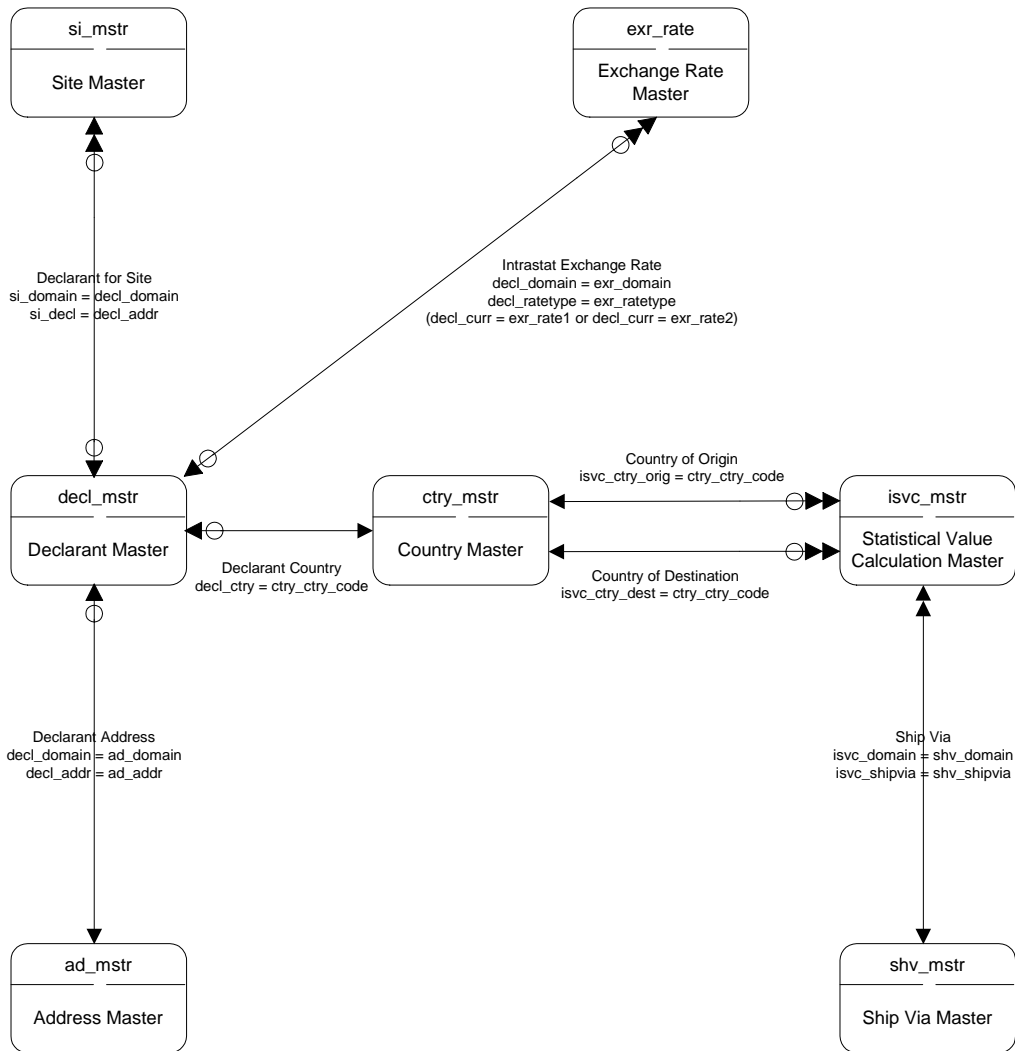


General Ledger Numbering

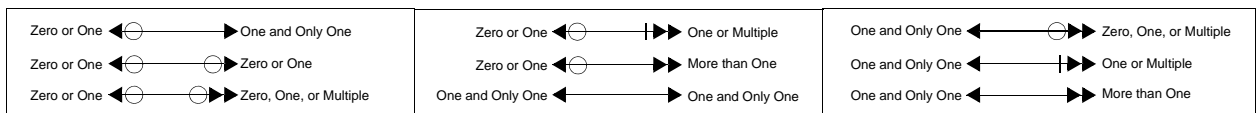
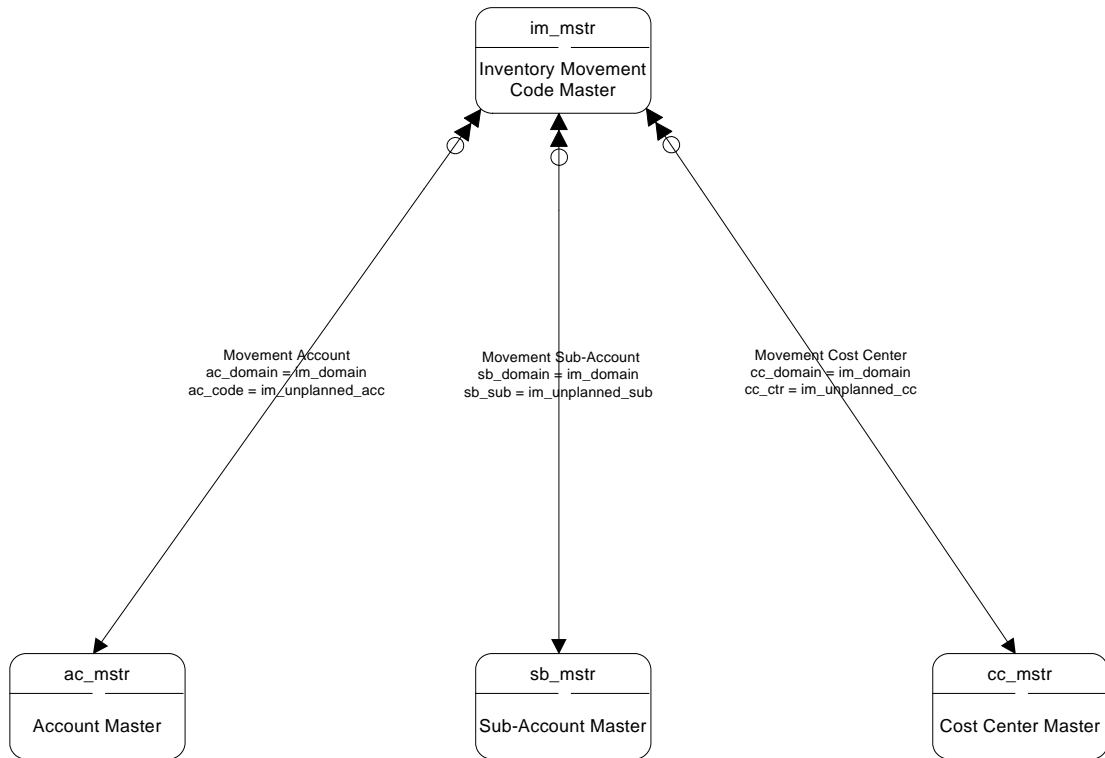


Zero or One $\leftarrow \ominus$ \longrightarrow One and Only One	Zero or One $\leftarrow \ominus$ $\dashv\vdash$ One or Multiple	One and Only One $\leftarrow \ominus$ $\dashv\vdash$ Zero, One, or Multiple
Zero or One $\leftarrow \ominus$ $\longrightarrow \ominus$ Zero or One	Zero or One $\leftarrow \ominus$ $\dashv\vdash$ More than One	One and Only One $\leftarrow \ominus$ $\dashv\vdash$ One or Multiple
Zero or One $\leftarrow \ominus$ $\longrightarrow \ominus$ Zero, One, or Multiple	One and Only One $\leftarrow \ominus$ \longrightarrow One and Only One	One and Only One $\leftarrow \ominus$ $\dashv\vdash$ More than One

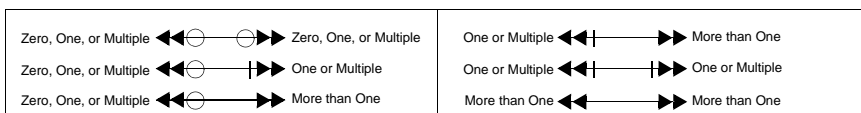
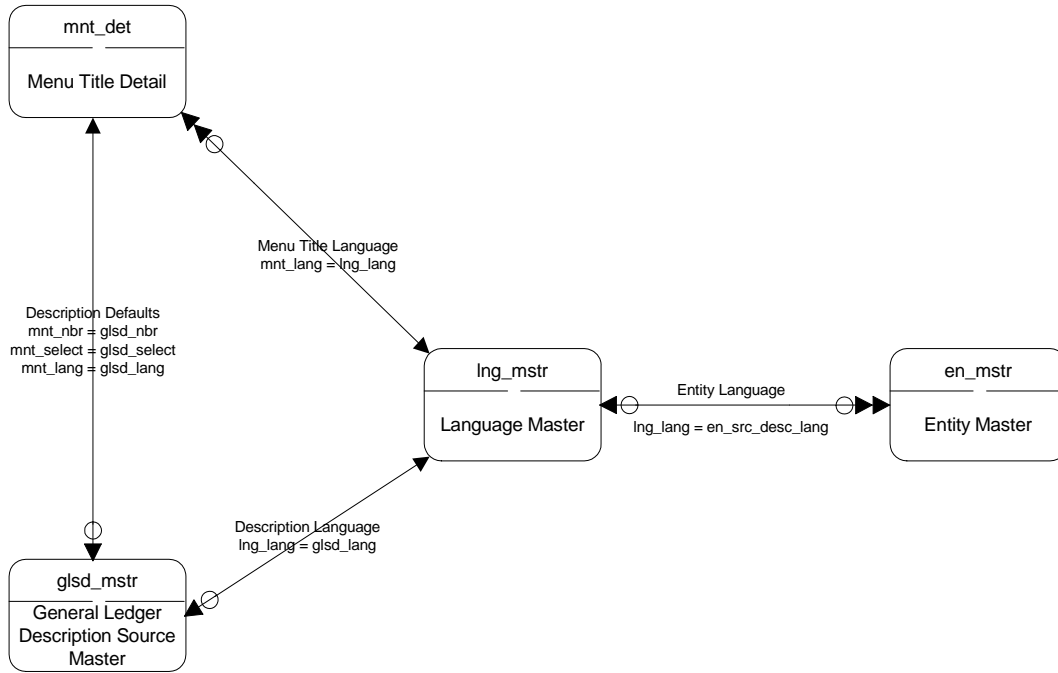
Intrastat



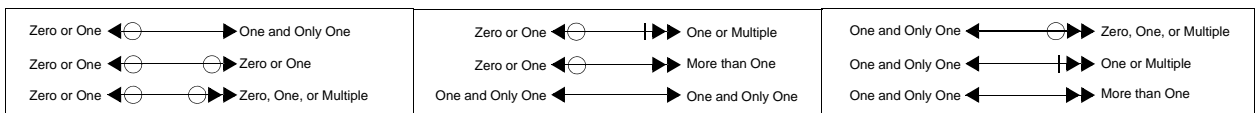
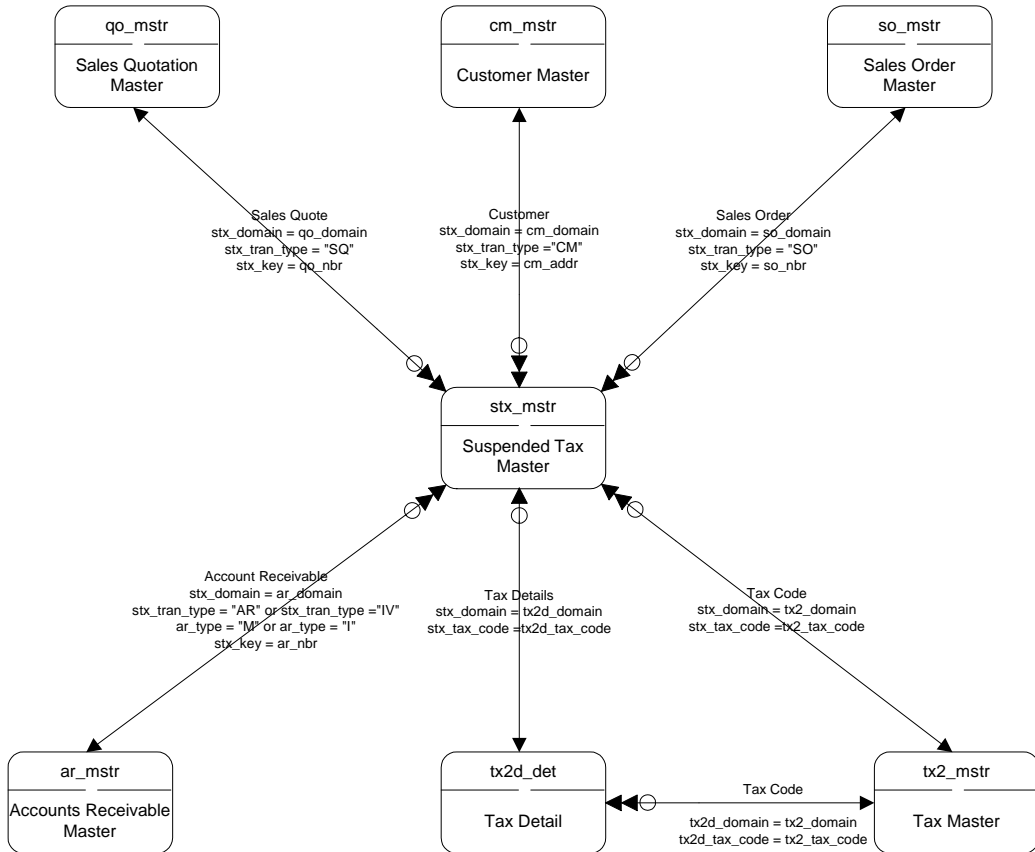
Shipping



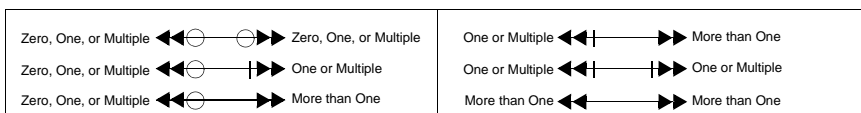
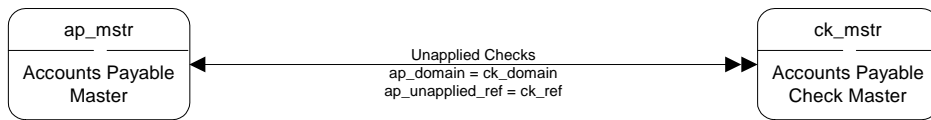
Source GL Description



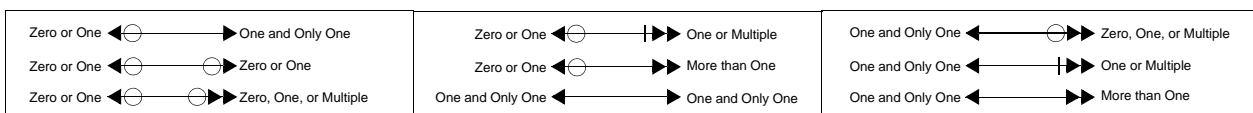
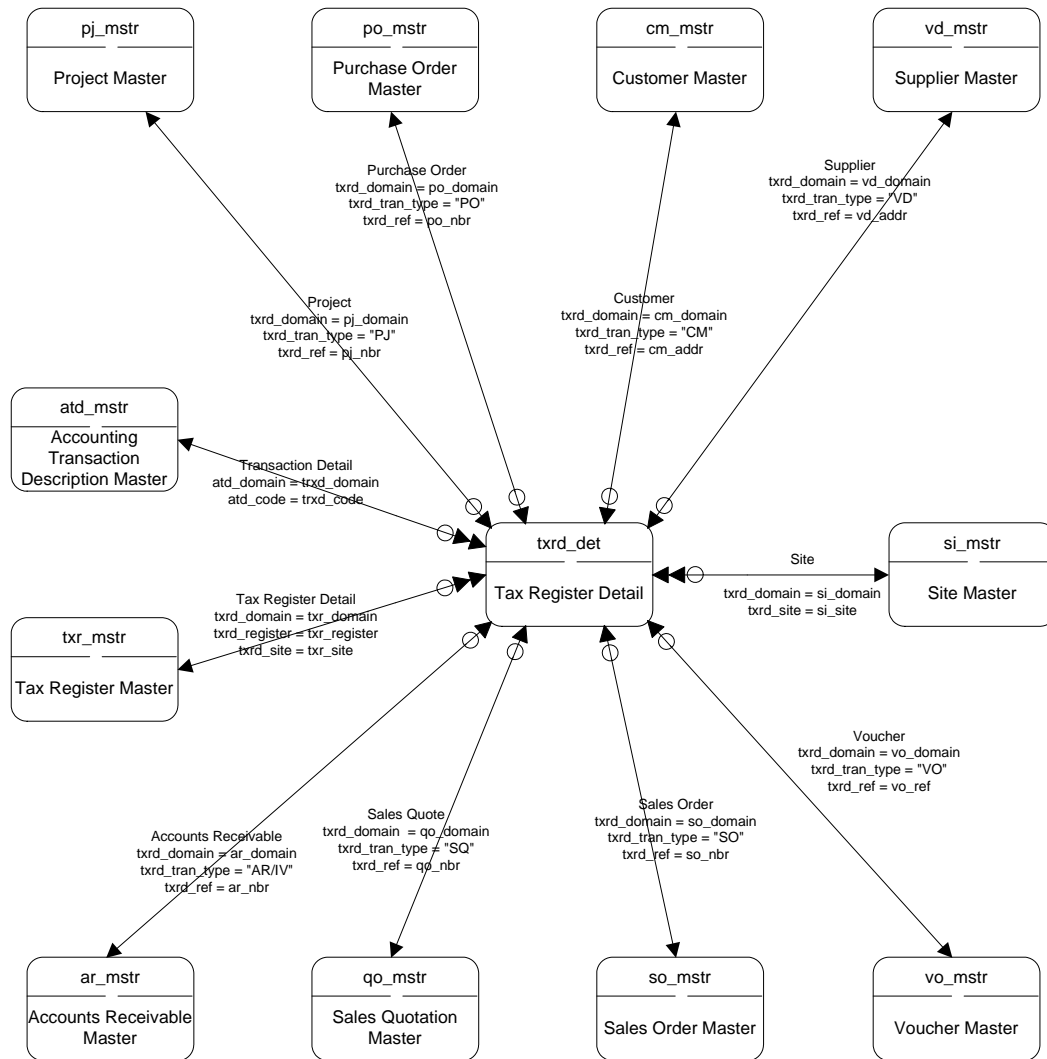
Suspended Tax



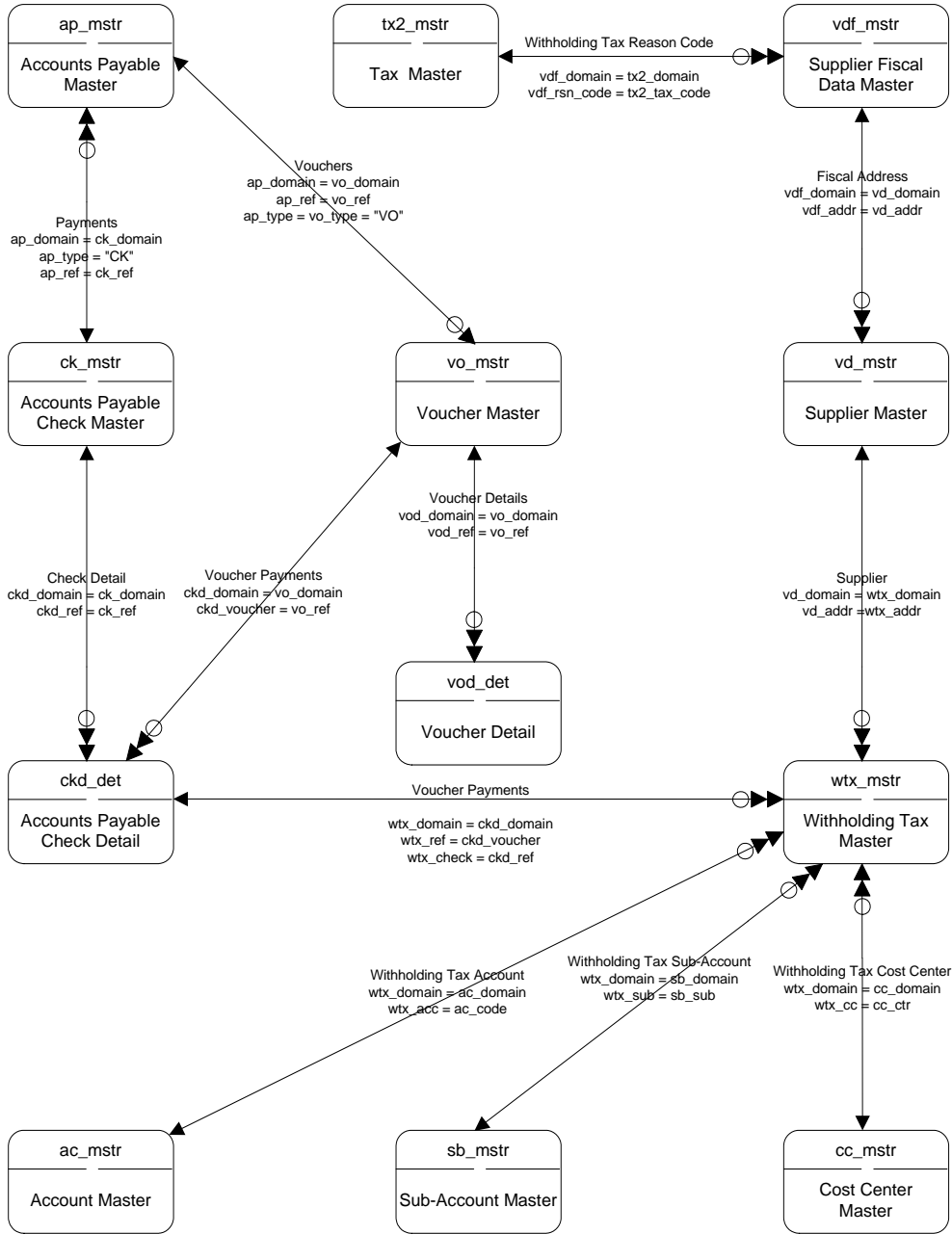
Unapplied Payments



VAT Registers I



Withholding Tax



Zero or One $\leftarrow \ominus \longrightarrow$ One and Only One	Zero or One $\leftarrow \ominus \parallel \longrightarrow$ One or Multiple	One and Only One $\leftarrow \ominus \longrightarrow$ Zero, One, or Multiple
Zero or One $\leftarrow \ominus \circ \longrightarrow$ Zero or One	Zero or One $\leftarrow \ominus \longrightarrow$ More than One	One and Only One $\leftarrow \ominus \parallel \longrightarrow$ One or Multiple
Zero or One $\leftarrow \ominus \circ \longrightarrow$ Zero, One, or Multiple	One and Only One $\leftarrow \ominus \longrightarrow$ One and Only One	One and Only One $\leftarrow \ominus \parallel \longrightarrow$ More than One

European Accounting Table/Diagram Cross-Reference

This chapter provides a cross-reference of European Accounting tables and the diagrams in which they appear.

European Accounting Cross-Reference 176

European Accounting Cross-Reference

Table 5.1 lists each database table referenced by European Accounting in alphabetical order and indicates the diagrams where the table appears.

Table 5.1
European Accounting Cross-Reference

Table	Table Description	Diagram
ac_mstr	Account Master	General Ledger Matching
ac_mstr	Account Master	Shipping
ac_mstr	Account Master	Withholding Tax
ad_mstr	Address Master	Intrastat
ap_mstr	Accounts Payable Master	Unapplied Payments
ap_mstr	Accounts Payable Master	Withholding Tax
ar_mstr	Accounts Receivable Master	Suspended Tax
ar_mstr	Accounts Receivable Master	VAT Registers I
atd_mstr	Accounting Transaction Description Master	VAT Registers I
bk_mstr	Bank Master	Bank Account Formats
bkfm_mstr	Bank Account Format Master	Bank Account Formats
cc_mstr	Cost Center Master	Shipping
cc_mstr	Cost Center Master	Withholding Tax
cil_mstr	Correction Invoice Link Master	Correction Invoices II
cild_det	Correction Invoice Link Detail	Correction Invoices II
ck_mstr	Accounts Payable Check Master	Unapplied Payments
ck_mstr	Accounts Payable Check Master	Withholding Tax
ckd_det	Accounts Payable Check Detail	Withholding Tax
cm_mstr	Customer Master	Bank Account Formats
cm_mstr	Customer Master	Suspended Tax
cm_mstr	Customer Master	VAT Registers I
csbd_det	Customer/Supplier Bank Detail	Bank Account Formats
ctry_mstr	Country Master	Intrastat
decl_mstr	Declarant Master	Intrastat
drj_mstr	Daybook Journal Report Master	Daybooks
drjc_det	Daybook Journal Report Detail	Daybooks
en_mstr	Entity Master	General Ledger Matching
en_mstr	Entity Master	GL Numbering
en_mstr	Entity Master	Source GL Description
exr_rate	Exchange Rate Master	Intrastat
glptr_hist	General Ledger Protocol History	GL Numbering
glsd_mstr	General Ledger Description Source Master	Source GL Description
gltd_det	General Ledger Matching Detail	General Ledger Matching

Table 5.1 — *European Accounting Cross-Reference* — (Page 1 of 3)

Table	Table Description	Diagram
gltm_mstr	General Ledger Transaction Matching Master	General Ledger Matching
gltr_hist	General Ledger Transaction History	General Ledger Matching
gltr_hist	General Ledger Transaction History	GL Numbering
idh_hist	Invoice History Detail	Correction Invoices II
ih_hist	Invoice History Master	Correction Invoices II
im_mstr	Inventory Movement Code Master	Shipping
isvc_mstr	Statistical Value Calculation Master	Intrastat
ling_mstr	Language Master	Source GL Description
mnt_det	Menu Title Detail	Source GL Description
nr_mstr	Number Range Master	VAT Registers II
pj_mstr	Project Master	VAT Registers I
po_mstr	Purchase Order Master	VAT Registers I
qo_mstr	Sales Quotation Master	Suspended Tax
qo_mstr	Sales Quotation Master	VAT Registers I
rsn_ref	Reason Code Master	Correction Invoices II
sb_mstr	Sub-Account Master	Shipping
sb_mstr	Sub-Account Master	Withholding Tax
shv_mstr	Ship Via Master	Intrastat
si_mstr	Site Master	Intrastat
si_mstr	Site Master	VAT Registers I
si_mstr	Site Master	VAT Registers II
so_mstr	Sales Order Master	Correction Invoices II
so_mstr	Sales Order Master	Suspended Tax
so_mstr	Sales Order Master	VAT Registers I
soc_msr	Sales Order Control	Correction Invoices II
sod_det	Sales Order Detail	Correction Invoices II
stx_mstr	Suspended Tax Master	Suspended Tax
tx2_mstr	Tax Master	Suspended Tax
tx2_mstr	Tax Master	VAT Registers II
tx2_mstr	Tax Master	Withholding Tax
tx2d_det	Tax Detail	Suspended Tax
txr_mstr	Tax Register Master	VAT Registers I
txr_mstr	Tax Register Master	VAT Registers II
txrd_det	Tax Register Detail	VAT Registers I
vd_mstr	Supplier Master	VAT Registers I
vd_mstr	Supplier Master	Withholding Tax
vdf_mstr	Supplier Fiscal Data Master	Withholding Tax
vo_mstr	Voucher Master	VAT Registers I
vo_mstr	Voucher Master	Withholding Tax

Table 5.1 — European Accounting Cross-Reference — (Page 2 of 3)

178 Entity Diagrams

Table	Table Description	Diagram
vod_det	Voucher Detail	Withholding Tax
wtx_mstr	Withholding Tax Master	Withholding Tax

Table 5.1 — *European Accounting Cross-Reference* — (Page 3 of 3)

Index

A

Accounts Payable I 8
Accounts Payable II 9
Accounts Receivable I 10
Accounts Receivable II 11
Addresses 12

B

Bank Account Formats (EA) 162

C

Cash Management 13
Configured Messages 14
Container and Line Charges I 15
Container and Line Charges II 16
Container and Line Charges III 17
Correction Invoicing (EA) 163
Cost Management I 18
Cost Management II 19
Customer Consignment I 20
Customer Consignment II 21
Customer Scheduled Orders 22
Customer Sequenced Schedules 23
Customers I 24
Customers II 25
Customers III 26
Customers IV 27
Customers V 28

D

Daybooks (EA) 164
Domain 29
DRP I 29
DRP II 31

E

EMT – Primary Business Unit 32
EMT – Secondary Business Unit 33

F

Fixed Assets I 34
Fixed Assets II 35
Fixed Assets III 36
Flow Scheduling 37
Forecasting/Planning 38
Freight Charges I 39
Freight Charges II 40

G

General Ledger Consolidation 41

General Ledger Daybooks 41
General Ledger Master I 43
General Ledger Master II 44
General Ledger Matching (EA) 165
General Ledger Numbering (EA) 166
General Ledger Transactions 45
Global Requisition System 46
GTM Master Data 47
GTM Transactions 48

I

Intrastat (EA) 167
Inventory I 49
Inventory II 50
Invoice History I 51
Invoice History II 52
Item Routing I 53
Item Routing II 54
Item Specification 55

K

Kanban Master 56
Kanban Source 57

M

MRP I 58
MRP II 59
Multicurrency I 60
Multicurrency II 61

N

Number Range Management 62

O

Operations Planning I 63
Operations Planning II 64

P

Pricing 65
PRM – Invoicing 66
PRM – Material Orders 67
PRM – Project Activity Orders 68
PRM – Project Header 69
PRM – Project Structure 70
PRM – Subproject 71
Product Change Control I 72
Product Change Control II 73
Product Line I 74
Product Line II 75
Product Structure 76

Purchasing I 77
Purchasing II 78
Purchasing III 79

Q

Q/LinQ I 80
Q/LinQ II 81
Q/LinQ III 82
Q/LinQ IV 83
Q/LinQ V 84
Quality Management 85
Quality Orders 86

R

Release Management 87
Repetitive Schedule 88
Resource Plan 89
Routing Standards I 90
Routing Standards II 91

S

Sales Orders I 92
Sales Orders II 93
Sales Orders III 94
Sales Quotations I 95
Sales Quotations II 96
Salesperson I 97
Salesperson II 98
Self-Billing 99
Shipment Performance I 100
Shipment Performance II 101
Shipment Performance III 102
Shipping (EA) 168
Shipping I 103
Shipping II 104
Source GL Description (EA) 169

SSM – Call Activity Recording 105
SSM – Call Invoice Recording 106
SSM – Call Tracking I 107
SSM – Call Tracking II 108
SSM – Call Tracking III 109
SSM – Call Tracking IV 110
SSM – Coverage Limits 111
SSM – Coverage Limits II 112
SSM – Depot Orders 113
SSM – Engineers II 115
SSM – Installed Base 116
SSM – RMA I 117
SSM – RMA II 118
SSM – Service Contracts I 119
SSM – Service Contracts II 120
SSM – Service Contracts III 121
Supplier Consignment I 122
Supplier Consignment II 123
Supplier Performance I 124
Supplier Performance II 125
Supplier Shipping Schedules 126
Suspended Tax (EA) 170

U

Unapplied Payments (EA) 171

V

VAT Registers I (EA) 172
Vat Registers II (EA) 173
Vendors (Suppliers) 127

W

WIP Lot Trace I 128
WIP Lot Trace II 129
Withholding Tax (EA) 174
Work Orders 130