

QAD Customer Management Reports Bundle Release Notes

March 2019

<i>Release Notes for Release 2.0</i>	2
<i>Release Notes for Release 1.7</i>	6
<i>Release Notes for Release 1.6</i>	7
<i>Release Notes for Version 1.5</i>	8
<i>Release Notes for Version 1.4</i>	10
<i>Release Notes for Version 1.3</i>	14
<i>Release Notes for Version 1.2</i>	16
<i>Release Notes for Version 1.1</i>	18

Release Notes for Release 2.0

Customer Management Reports and Browsers Bundle Version: 2.0

Release Date: March 2019

QAD Enterprise Applications Compatibility: QAD Enterprise Edition 2017 and later

Related Documentation: The *Reports and Browsers Bundles Installation Guide* is provided on the product delivery media. It is also available in the QAD Document Library, <https://documentlibrary.qad.com>.

Fixes

Issue Number	Fixes
MFGS-10317	Invoice Print or Reprint Report no longer overlaps Lot/Serial details over Purchase Order when "Print Lot/Serial Numbers Shipped" option is set as 'Yes'. Previously in the above scenario, details were overlapped.
MFGS-10175	SSM End User Data Integrity and its menu now correctly displays in user's language when user's language defined in User Maintenance is a value other than 'US'. Previously in the above scenario, menus and some titles were still displayed in English.
MFGS-10136	Sales Order Shipper Print now displays the "ERROR: Record locked by another user. Try again later" message when the same shipper is accessed in another session and the user is at the line level 0 in Pre-Shipper/Shipper Workbench.
MFGS-10102	DANFE Print and NFE XML now correctly display the tax comments which were present at the time of confirmation when comments in Tax Rate Maintenance are changed after the confirmation of the Legal Document.
MFGS-9323	Sales Order Print and the below-mentioned functions no longer cause the large amount of disk space consumption when Report Bursting is used. Previously in the above scenario, the disk space increased by a large amount when Report Bursting was used.
MFGS-10038	Sales Order Packing List now displays "Error: User does not have access to site in range &1" and does not allow user to run the report for the site for which user does not have access. Previously in the above scenario, no error was displayed and user was allowed to run the report.
MFGS-10030	Invoice Print or Reprint and Preview Invoice Print now correctly display the Tax Comments maintained in Tax Rate Maintenance for posted invoices.
MFGS-10002	Consignment Inventory Report now correctly displays the location details when the quantity on hand at the location is zero and consigned inventory at the location is non-zero. Previously in the above scenario, the location details were not displayed.
MFGS-9832	Schedule Comparative Extract now shows improved performance when reports are run with open range by setting Generate Shipping Report and Generate Planning Report both to Yes, output is sent to Excel file, and large amounts of Planning and Shipping Schedule data exist in the system.
MFGS-9746	Detailed Legal Document Report and DANFE Print now correctly display the tax rate applicable while issuing the legal document, although the tax rate is modified in Tax Rate Maintenance after issuing the legal document and the report is regenerated. Previously in the above scenario, the modified tax rates from Tax Rate Maintenance were displayed.
MFGS-9652	Sales Order Packing List now considers the sales order number domain while executing the report.
MFGS-9529	Complete Legal Document Report now correctly displays the "IC" transaction posting lines for taxes in the "POSTING" section of the report when confirming Legal Document for type "DO","UNP" and "TRANSFER" in Fiscal Receiving or Fiscal Confirmation.
MFGS-9523	Req Ship Schedule Summary Report now displays output with improved performance. Previously output was shown with poor performance and displayed errors when executed for large amounts of data.
MFGS-14797	Missing .p files for QAD_PrintCallQuote and QAD_AvailKitQtyToShip reports now fixed.
MFGS-9033	Purchase Order Print now correctly populates the total taxable and non-taxable amounts of the Purchase Order in the QRF temp-table which can be customized as required to display in the print output.

Issue Number	Fixes
MFGS-9168	Picklist/Pre-Shipper - Automatic (Reporting Framework) now correctly displays the "Ship Via" value that is stored in sales order Ship Via. Previously in the above scenario, ship via value was not displayed fully.
MFGS-9158	Warranty Type Report now correctly displays all the Limit Qualifier records exist against the Warranty Type. Previously, in the above scenario, only the last record was displayed.
MFGS-9133	Pre-Shipper/Shipper Print now prints the individual pre-shipper/shipper on a new page when the report output has multiple pre-shippers/shippers. Previously in the above scenario, no page break was displayed between the pre-shippers/shippers.
MFGS-8905	Preview Invoice Print now correctly consolidates and displays a single invoice, when executed for a range of orders with 'Consolidate Invoices' YES. Previously in the above scenario, separate invoices were displayed for each order.
MFGS-8890	Salesperson Commission Report now displays the salesperson commission data for the invoices generated using user-defined invoice number formats. Previously in the above scenario the salesperson commission data was displayed only for the system-defined invoice numbers format.
MFGS-14746	Add QRF Purchase Order Print and Purchase Order Receipt Print to EE 2018 Core for non-CI customers.
MFGS-8872	Preview Invoice Print now displays the trailer frame when 'Consolidate Invoices' is Yes. Previously, in the above scenario, the trailer frame was not displayed.
MFGS-8831	Complete Legal Document Report now correctly displays the taxes for the legal document line for Distribution Orders.
MFGS-8640	In European accounting, Invoice Print now prints correct Tax% and VAT in the "After Correction" report details, when processing a correction invoice and the correction has a different tax usage code than the original invoice and tax by line is set to No. Previously, in the above scenario, incorrect Tax% and VAT was printed.
MFGS-8775	Container by Item Browse now displays all the shipper records correctly when a shipper item record exists for which the parent shipper record is deleted. Previously, in the above scenario, records after the missing parent shipper were not displayed and an error was displayed in the Appserver log.
MFGS-8750	Sales Order Print now correctly displays "Sales Order" label at header. Previously it was displayed incorrectly with Ship to information.
MFGS-8746	Invoice Print or Reprint no longer reprints a Correction Invoice that has already been printed, when executed with "Reprint" NO. Previously, in the above scenario, the invoice was reprinted.
MFGS-8739	Sales Order Packing List now successfully completes the execution when the quantity to ship is greater than ordered quantity. Previously, in the above scenario, the function would hang and the user could not proceed with the pack list print.
MFGS-8674	Retrobill History Report now correctly displays the Price Change when Retrobill Auto Create is processed for the same item with different Price Lists defined with different prices. Previously, in the above scenario, the Price Change was displayed as Zero.
MFGS-8625	Invoice Print or Reprint for a correction invoice now correctly displays the serial number information and its corresponding quantities in the 'Before Correction' and 'Correction', when executed with the flag 'Print Lot/Serial' and 'Print Correction' flag set to YES. Previously, in the above scenario, the serial number information was not displayed in the 'Before Correction' and was incorrectly displayed 'Correction' section.
MFGS-8554	Stock Card with Cost and Stock Card with Cost Report no longer display the PC transactions after Periodic Costing calculation. Previously, in the above scenario, it incorrectly displayed the PC transactions; hence, the amounts were also displayed incorrectly.
MFGS-8567	ISB Item Tracking History now displays the serial number up to 18 characters. Previously, it displayed only up to 15 characters.
MFGS-8556	Invoice Print or Reprint now correctly displays the message "***DUPLICATE**" when the correction invoice is reprinted. Previously in the above scenario, it was displayed even when the invoice was printed for the first time and "reprint" flag was set to no.
MFGS-8554	Stock Card with Cost and Stock Card with Cost Report no longer display the "PCCSTCAL", "PCCST-AD", "PCCSTCOR", "PCTOT-AD", "PCWO-ADJ", "PCWOP-AD" and "PCISSWOT" transactions after Periodic Costing calculation. Previously in the above scenario, it displayed the PC transactions; hence, the amounts were also displayed incorrectly.

Issue Number	Fixes
MFGS-8467	Sales Order Shipped Not Invoiced Report now correctly displays the report output when decimal separator in the regional settings is set to comma (.). Previously in the above scenario, error "Rendering 'Sales Order'. To stop rendering, press cancel" was displayed.
MFGS-14607	Added the latest version of Detailed Legal Document Report from CMR trunk.
MFGS-8438	Invoice Print or Reprint now correctly displays the Ship To code next to the Ship To label in the header section of the Invoice Print. Previously in the above scenario, Sold-To was being displayed.
MFGS-8444	Sales Order Shipper Print displays correct Ship-to address when Ship-to customer is different from Sold-to customer. Previously in the above scenario, the Sold-to customer address was displayed as Ship-to address.
MFGS-14502	Added new Customer Schedule Release Comparative Extract program and QRF definition.
MFGS-8132	Pre-Shipper/Shipper Detail Browse, a new custom browse now shows improved performance when executed from Pre-Shipper/Shipper Browse in Browse Collection 'Shipping Center' for a huge amount of Shipper detail records. Previously in the above scenario, the standard browse Pre-Shipper/Shipper Detail Browse was executed with low performance and issued the message 'Browse TimeOut'.
MFGS-8344	Sales Order Shipper Print now prints the Item Description correctly when the shipper is printed after invoicing and deletion of the sales order. Previously in the above scenario, the item description was not printed.
MFGS-8289	Sales Order Report no longer displays the error "The system was unable to process your request" and does not display error "Index 0 is either negative or above rows count" in View Log, when the report is run for sales order that does not exist or does not have a line. Previously in the above scenario, the above errors were displayed.
MFGS-7955	Invoice Print or Reprint now considers "sold to" criteria to filter records and displays this in the report viewer. Previously in the above scenario, "sold to" was not considered.
MFGS-7903	Analysis Code Report and associated functions now display the Page Header logo defined in the respective report template. Previously, report always displayed QAD logo in Page Header.
MFGS-6679	Invoice Post and Print and Invoice Print or Reprint and below mentioned functions now displays Sales Order Lines with open/uninvoiced qty when the flag "Print Only Lines to Invoice" is set as "No".
MFGS-7653	Picklist/Pre-shipper-automatic now displays the Container ID in the print when Picklist/Pre-shipper have containers and 'Use Containers' is Yes. Previously in the above scenario, no Container ID was displayed.
MFGS-7599	Stock Card with Cost and Stock Card with Cost Report now correctly display Unit cost when an item has CONS-WO transaction as the last transaction in the Summary report. Previously in the reported scenario, the unit cost displayed was incorrect.
MFGS-7558	Invoice Print or Reprint no longer displays error "The system was not able to process your request" and correctly prints invoice and call details when "Print Call Invoice Det" and "Reprint" flag are set to yes. Previously in the above scenario, the error was displayed and invoice was not printed.
MFGS-7542	Stock Card with Cost and Stock Card with Cost Report now correctly displays Issued Amounts when "RCT-CFNG" is generated for configured products. Previously in the above scenario, the Issued Amount displayed was incorrect.
MFGS-7479	Stock Card and Stock Card Report now calculate the beginning quantity in Detail report for items when an Effective date range is specified in input criteria. It also displays the Balanced Quantity at the Total By Item row. Previously in the above scenario, the quantities displayed were incorrect.
MFGS-7341	Stock Card with Cost and Stock Card with Cost Report now correctly display the Balanced Amount, Unit Cost, Product Line Total, and Site Total when no transactions exist for the date range in the summary report. Also, they now display Balanced Amount, Product Line Total, and Site Total when transactions exist for the date range in the summary report. In addition, Stock Card with Cost Report now correctly displays Item Totals when no transactions exist for the date range in the detail report. Previously in the above scenarios, the amounts displayed were incorrect.
MFGS-7319	Sales Order Print and Sales Order Credit Report now correctly display the Tax Amount in 'Total Tax' field of the Sales Order Trailer frame, when Order is Taxable and Trailer Amounts are non-zero. Previously in the above scenario, the trailer taxes were doubled and displayed in the 'Total Tax' field.
MFGS-7250	Stock Card with Cost and Stock Card with Cost Report now correctly display the Balanced Amount and Unit Cost in Detail report and Beginning Amount in Summary report for items. Previously the amounts displayed were incorrect.

Issue Number	Fixes
MFGS-6839	Invoice Print or Reprint and the associated functions now display all "Shipper Number" values when multiple invoices are generated for the same Shipper number. Previously in the above scenario, the "Shipper Number" was displayed for last invoice number.
MFGS-7250	Stock Card with Cost and Stock Card with Cost Report now correctly display the Balanced Amount, Unit Cost in Detail report, and Beginning Amount in Summary report for items. Previously the amounts displayed were incorrect.
MFGS-7246	Sales Order Shipper Print no longer displays the Parent Level Tare Wt and correctly displays the totals for Tare weight and Gross Weight when Containers and Items are added in the shipper. Previously in the above scenario, the Parent Level Tare Wt was displayed and the totals were incorrectly displayed.
MFGS-7213	Stock Card with Cost and Stock Card with Cost Report now correctly display the Balanced Amount and Unit Cost in Detail report and Beginning Amount in Summary report for items. Previously the amounts displayed were incorrect.
MFGS-7199	Invoice Print and Reprint now prints the Extended Price for consecutive Customer Scheduled Orders in which the first Scheduled Order is created with "Inv by Auth" as yes and has authorizations and the subsequent ones are cumulative type orders not having authorizations. Previously in the above scenario, Extended Price was not printed for Scheduled Orders with Inv By Auth Flag as no.
MFGS-7172	Invoice Post and Print now correctly prints Features and Options data for configured item of Invoice and correctly prints correction invoice data only when Enhanced .NET Report flag is set to yes. Previously in the above scenario, the Features and Options data was incorrectly printed for each line of the Sales Order and a Progress error was displayed for correction invoice printing.
MFGS-7173	Stock Card with Cost Report now correctly displays the Beginning Balance in Detail report and Balanced Quantity in Summary report for items when an Effective date range is specified in input criteria. Previously in the above scenario, the quantities displayed were incorrect.
MFGS-7096	Preview Invoice Report now correctly displays the taxable and tax amount in transaction currency when Pending Invoice Currency is different than the Base Currency in Pending Invoice Maintenance. Previously in the above scenario, the taxable and tax amount were displayed in Base currency.
MFGS-6902	Consignment Inventory Report now correctly displays the supplier consignment details when Display Consignment is Yes. Previously in the above scenario, the supplier consignment details were not displayed.
MFGS-6902	Invoice Print or Reprint now correctly displays the header comments when the order exists in the system after invoicing. Previously in the above scenario, the duplicate header comments were displayed.
MFGS-6705	Sales Order Print now print only the sales orders with all confirmed lines when the new selection criteria "Confirmed SO's Only" is Yes. Previously, the above selection criteria was not available.
MFGS-6746	Sales Quote Print no longer displays Sales Quotes having Customers blocked with Transaction code of "SO016". Previously in the above scenario, the report displayed Sales Quotes having Customers with Blocked Transaction code of "SO016" and instead did not display those with Blocked Transaction code of "SO002" .
MFGS-6736	Sales Quote Print now displays values in Quote currency for Line Detail and Tax Details and displays Tax Details for all Sales Quotes when multiple Sales Quotes are printed. Previously in the above scenario, values were displayed in the base currency and displayed Tax Details only for the first Sales Quote.
MFGS-6437	Invoice Post and Print and associated functions now have ship-to and site range in selection criteria.
MFGS-6484	Sales Quote Print now correctly displays the Price and the Extended Price in the sales quote currency when sales quote is created in different currency than the base currency. Previously in the above scenario, Price and the Extended Price were not displayed correctly.
MFGS-6230	Sales Order Credit Report now correctly displays the Open Amount for a taxable sales order when Tax In is set to Yes. It also includes the line charges when sales order contains the line charges. Previously in the above scenario, the Open Amount was displayed as zero.
MFGS-6087	Invoice Post and Print and Customer Invoice View now display the "Own Tax Number" that belongs to the sales order header Site's company address for operational invoices when the site's Company address has State Tax ID mentioned. Otherwise, it picks from the Entity's Company Address. Previously in the above scenario, it always picked from Entity's Company Address.

Release Notes for Release 1.7

Customer Management Reports and Browses Bundle Version: 1.7

Release Date: March 2015

QAD Enterprise Applications Compatibility: QAD Enterprise Edition 2011 and later

Related Documentation: The *Reports and Browsers Bundles Installation Guide* is provided on the product delivery media. It is also available in the QAD Document Library, <http://www.qad.com/documentlibrary>.

New and Changed Features

New Role-based Centers

Now there are three new centers specifically for the roles of VP Sales, Sales Manager, and Customer Service Manager.

- VP Sales Center, which includes browse collections such as Items and Salespersons
- Sales Manager Center, which includes browse collections such as Customers and Salespersons
- Customer Service Manager Center, which includes browse collections such as Items and Customers

To support the browse collections in the new centers, 128 fields are added to 18 browses. For example,

- ABC Class field added to the Item Browse
- Freight Terms field added to the Customer Browse
- Invoice Number field added to the Sales Order Detail Browse

CDR Support

Now Currency-Dependent Rounding (CDR) is available for QAD Reporting Framework (QRF) reports. CDR rounds monetary amounts in a manner consistent with a given currency. It affects both the value and presentation of monetary transaction amounts. In some countries, it is a legal requirement.

Important If you have this requirement, contact QAD Support.

Release Notes for Release 1.6

Customer Management Reports and Browsers Bundle Version: 1.6

Release Date: March 2014

QAD Enterprise Applications Compatibility: QAD Enterprise Edition 2011 and later

Related Documentation: The *Reports and Browsers Bundles Installation Guide* is provided on the product delivery media. It is also available on the Documentation area of support.qad.com under the Installation-Conversion topic for your Enterprise Edition version.

New and Changed Features

Call Print and Call Print with History now include status for call lines and optionally include status history for calls, similar to Call Detail Inquiry.

Release Notes for Version 1.5

Customer Management Reports and Browsers Bundle Version: 1.5

Release Date: September 2013

QAD Enterprise Applications Compatibility: QAD Enterprise Edition 2011 and later

Related Documentation: The *Reports and Browsers Bundles Installation Guide* is provided on the product delivery media. It is also available on the Documentation area of support.qad.com under the Installation-Conversion topic for your Enterprise Edition version.

This bundle includes usability improvements on existing reports and browsers; it also includes some new browsers and new centers.

Note Download this bundle from QAD Store and install it independently. But if you are installing Customer Management Dashboard 1.0, the system automatically gets this reports and browsers bundle for you, which means you do not have to install this bundle separately.

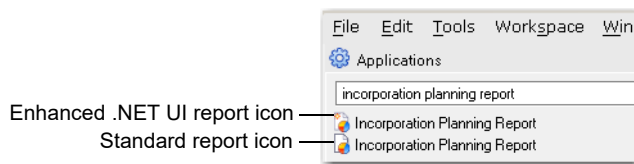
The legacy versions of all reports, browsers, and inquiries are still available, except the following inquiries:

- Call Detail Inquiry; now it is Call Print (11.1.1.3)
- Area Structure Inquiry; now it is Area Structure Report (11.1.3.3)
- Area Holiday Inquiry; now it is Area Holiday Report (11.11.7)
- Material Order ATP Inquiry; now it is Material Order ATP Report (11.15.6)
- Pending Call Inquiry; now it is Pending Call Browse (11.15.10)

You can access the new reports and browsers in several ways:

- By entering the report title in the menu search field. The search result lists two occurrences. The icon differentiates between the standard and enhanced .NET UI versions. Figure 1 shows an example.

Fig. 1 Report Icons in .NET UI



- By entering the new menu number in the menu search field. QAD .NET UI-only reports are assigned to menu numbers 75 or greater, so they are hidden on the character UI menus.

Note You cannot access a new report by entering a Progress program name.

- By navigating in the menu tree to the functionality area.

Note This bundle is cumulative; it includes reports and browsers that were previously introduced. For lists of those reports and browsers, see previous release notes.

Table 1 New Customer Management Browsers

Menu	Browse Title
11.1.1.27	Open Call Line Browse
11.1.1.28	Dispatch Call Browse
75.7.2.24	Customer Ship Schedule Variance Browse
75.7.2.26	Salesperson Quota Achievement Browse

Menu	Browse Title
75.7.2.28	Sales Quote Gross Margin Browse
75.7.2.29	Sales Order Gross Margin Browse

Table 2 New Centers

- Tech Support Center, including:
- Service Call Activity
 - Installed Base and Service Items
 - Engineer Availability
 - In-House Repair Activity
- Service Dispatch Center, including:
- Dispatch Calls
 - Engineer Availability
 - Installed Base and Service Items

Release Notes for Version 1.4

Customer Management Reports and Browsers Bundle Version: 1.4

Release Date: March 2013

QAD Enterprise Applications Compatibility: QAD Enterprise Edition 2011 and later

Related Documentation: The *Reports and Browsers Bundles Installation Guide* is provided on the product delivery media. It is also available on the Documentation area of support.qad.com under the Installation-Conversion topic for your Enterprise Edition version.

Note The new reports are already included in QAD 2013 EE. So, if you use QAD 2013 EE, you do not have to install the reports separately.

This bundle includes a set of enhancements to reporting functions in the Customer Management area within Enterprise Edition. Many reports have been rewritten using QAD Reporting Framework to provide a significantly improved reporting capability to users of the QAD .NET UI. Additionally, the functions of some existing reports have been incorporated into browses.

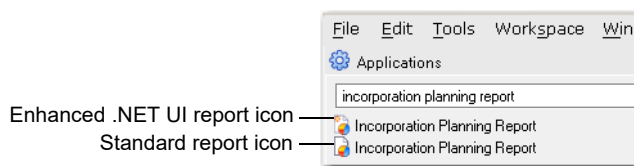
This is part of an ongoing QAD effort to upgrade reports, browses, and inquiries throughout the system, building on the advanced filtering and report-generation tools available in .NET and QAD Reporting Framework, as well as powerful browse capabilities.

Note The legacy versions of all reports are still available in their original menu locations.

You can access the new reports in several ways:

- By entering the report title in the menu search field. The search result lists two occurrences. The icon differentiates between the standard and enhanced .NET UI versions. Figure 2 shows an example.

Fig. 2 Report Icons in .NET UI



- By entering the new menu number in the menu search field. QAD .NET UI-only reports are assigned to menu numbers 75 or greater, so they are hidden on the character UI menus, as shown in Table 3.

Note You cannot access a new report by entering a Progress program name.

- By navigating in the menu tree to the functionality area. The new reports appear in the same part of the menu as their standard report equivalents.

Note This bundle is cumulative; it also includes reports in the Customer Management area that were previously introduced. For lists of those reports, see previous release notes.

Table 3 New Customer Management Reports and Browses

Legacy Menu	Report Title	Legacy Program	New Menu	New Report Title
7.7.7	Shipping Label Print	rcrp10.p	75.10.13.22	Same
7.9.4	Pre-Shipper/Shipper Print	rcrp13.p	75.10.13.5	Same
7.10.4	Legal Document Print	gpldprt.p	75.10.3.48	Same
7.13.12	Invoice Print or Reprint	soivrp10.p	75.10.6.7	Same
11.3.8	Service Item Inquiry	fsptsriq.p	75.10.23.12	Service Item Report
11.9.4	End User Inquiry	fseuiq.p	75.10.23.13	End User Report

Legacy Menu	Report Title	Legacy Program	New Menu	New Report Title
11.11.7	Material Order ATP Inquiry	fsatpiq.p	75.10.1.9	Material Order ATP Report
11.1.1.14	Call Activity Inquiry	fscariq.p	75.10.1.5	Call Activity Report
11.1.15.3	Service Request Report	fssrrp.p	75.10.1.6	Same
11.13.15.2	Engineer Master Schedule Inquiry	fseshiq.p	75.10.23.7	Engineer Master Schedule Report
11.13.15.5	Engineer Detail Schedule Inquiry	fsegdiq.p	75.10.23.8	Engineer Detail Schedule Report
11.13.15.9	Engineer Diary	fsegrp02.p	75.10.23.10	Same
11.13.15.10	Engineer Calendar	fsegrp01.p	75.10.23.9	Same
11.13.15.11	Engineer Availability Inquiry	fsegwiq.p	75.10.23.11	Engineer Availability Report
			75.10.1.1.3	Contract Billing History Report
			75.10.1.2.6	Contract Renewal History Report
			75.10.1.47	Contract Renewal Browse
			75.10.1.48	Contract Billing Browse
			75.10.1.49	Contract Additional Charges Browse
			75.11.2.17	Customer ISB Browse
			75.10.16.10	Warranty Call Browse
			75.10.16.11	Warranty Returns Browse
			75.10.16.12	Warranty Repair Line Browse
			75.10.16.13	Repair Work Order Browse

Note The following reports in the bundle only work with 2012 EE, 2012.1 EE, and 2013 EE.

- Retrobill Report
- Renewal Process/Report
- Pre-Shipper/Shipper Print
- Pre-Shipper/Shipper Confirm
- Invoice Post and Print

An *Enhanced .NET Report* field is available for the first three reports in 2013 EE and the last two reports in 2012 EE and 2012.1 EE, as well as 2013 EE. When you select the field, you get a Reporting Framework report view.

Table 4 New Collections

Service and Support Management (SSM) Role-Based Centers

Contract Administrator Center, including:

- Contracts
- Billing
- Renewals

Warranty Administrator Center, including:

- Repairs and Returns
- Calls and Installed Base
- Customer Activity

Customer Management Role-Based Center

Customer Service Management Center, including:

- Customers
- Customer Activity Dashboard
- Items
- Sales Quotes
- Sales Orders
- Sales Orders to Ship
- Sales Order Credit Browse
- Sales

Collections under SSM Utilities

Custom Program Utilities, including:

- Custom Program Insertion Maintenance
- SSM Cust Prog Insert Browse
- SSM Cust Prog Entry Point Valid
- SSM Cust Prog Entry Point Browse

RMA/RTS Utilities, including:

- Del MRP Records for RMA Receipts
- Backout Incorrect Allocations
- Update Ship Type for RTS
- RMA Service Coverage Utility
- RMA Parts Return Flag Repair

ISB Utilities, including:

- Install Config Table Rebuild
- Installed Base Rebuild

Conversion Related Utilities, including:

- Area Code Conversion
- Load User Preferences
- Response Time UM Conversion
- Upd Blank Warr/Service Type
- FSM Type Conversion (Multiling)
- Create Intrastat Rec's for SEO

Call Utilities, including:

- Expense Cost Discrepancy Report
- Pending Call Setup Utility
- J1B6 Utility
- Create Call History Records
- Escalation Master Update
- Update Trans Hist for Calls
- Set Call Item Detail End User
- Rebuild Engineer Schedules

Time Zone Utilities, including:

- End User Time Zone Change Utility
- Multiple Time Zones Startup Utility
- Initialize User TZ from Engineer

Orphaned Records, including:

- Del Orphaned S/S Work Order Recs
- Delete Stranded Inv Hist Records
- Del Orphaned Call Lines
- Del Stranded Detail Allocations

Contract Utilities, including:

- Contract Serialize Detail Repair
- Initialize List Prices

Note: Some of these SSM utilities are collected in the SSM Utility Center.

Collections under SSM Administration Center

Call/Quote Admin, including:

- Closed Call Move to History
- Call/Quote History Delete/Archive
- Expired Quote Move to History
- Pending Call Delete/Archive
- Pending Call Profile Report

Contract Admin, including:

- Contract Delete/Archive
- Contract Next Bill Adjustment
- Recalculate Contract Taxes
- Change Deferred/Accrued Accounts
- Update Contract Revenue Account
- Revenue Delete/Archive
- Service Ctrct Next Bill Adjustmt

SSM Metrics Admin, including:

- Average Visit Closed Browse (metric)
- Engineer Utilization Browse (metric)
- All Call Browse (metric)
- RTS Performance (metric)

Misc Delete/Archive , including:

- Service Request Delete/Archive
- Field Notification Del/Archive
- ISB History Delete/Archive
- S/RO Delete Archive

Release Notes for Version 1.3

Customer Management Reports and Browsers Bundle Version: 1.3

Release Date: September 2012

QAD Enterprise Applications Compatibility: QAD Enterprise Edition 2011, 2011.1, 2012, 2012.1

Related Documentation: The *Reports and Browsers Bundles Installation Guide* is provided on the product delivery media. It is also available on the Documentation area of support.qad.com under the Installation-Conversion topic for your Enterprise Edition version.

This bundle includes a set of enhancements to reporting functions in the Customer Management area within Enterprise Edition. Many reports have been rewritten using QAD Reporting Framework to provide a significantly improved reporting capability to users of the QAD .NET UI. Additionally, the functions of some existing reports have been incorporated into browsers.

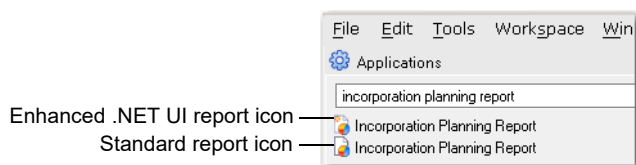
This is part of an ongoing QAD effort to upgrade reports, browsers, and inquiries throughout the system, building on the advanced filtering and report-generation tools available in .NET and QAD Reporting Framework, as well as powerful browse capabilities.

Note The legacy versions of all reports are still available in their original menu locations.

You can access the new reports in several ways:

- By entering the report title in the menu search field. The search result lists two occurrences. The icon differentiates between the standard and enhanced .NET UI versions. Figure 3 shows an example.

Fig. 3 Report Icons in .NET UI



- By entering the new menu number in the menu search field. QAD .NET UI-only reports are assigned to menu numbers 75 or greater, so they are hidden on the character UI menus, as shown in Table 3.

Note You cannot access a new report by entering a Progress program name.

- By navigating in the menu tree to the functionality area. The new reports appear in the same part of the menu as their standard report equivalents.

Note This bundle is cumulative; it also includes reports in the Customer Management area that were previously introduced. For lists of those reports, see previous release notes.

Table 5 New Customer Management Reports and Browsers

Legacy Menu	Report Title	Legacy Program	New Menu	New Report Title
2.1.5	Customer Labels Print	adcsrp02.p	75.10.3.43	Same
7.9.14	Sales Order Shipping Label Print	sosorp14.p	75.10.13.20	Same
7.10.9	Stock Card by Location	soldstcl.p	75.10.3.47	Stock Card by Location Report
7.10.10	Stock Card with Cost	soldstcc.p	75.10.3.45	Stock Card with Cost Report
7.10.11	Stock Card	soldsted.p	75.10.3.46	Stock Card Report
7.13.3	Preview Invoice Print	sosorp20.p	75.10.6.5	Same
7.23.2	S/RO Print	srsorp.p	75.10.25.1	Same
7.13.13.3	Retrobill Report	rcrbp01.p	75.10.3.44	Same

Legacy Menu	Report Title	Legacy Program	New Menu	New Report Title
7.13.20.1.5	Golden Tax Invoice Report	gtreport.p	75.10.6.6	Same
11.15.6	Area Structure Inquiry	fssvariq.p	75.10.24.1	Area Structure Report
11.15.10	Area Holiday Inquiry	fsfshaiq.p	75.10.24.2	Area Holiday Report
11.1.3.3	Pending Call Inquiry	fspeiq1.p	75.11.2.16	Pending Call Browse
11.5.13.10	Renewal Process/Report	fssaexp.p	75.10.8.16	Same
11.7.1.17	RMA Shipment History	fsрмаq04.p	75.10.17.8	RMA Shipment History Report
			75.10.1.4	Contract Line Browse
			11.1.1.18	Call Labor Browse
			11.1.1.25	Call Parts Browse
			11.1.1.26	Call Expense Browse
			75.7.2.16	Contacts Browse
			75.13.1.1	Price List Detail Browse
			75.14.1.1	Year Browse

Note Two reports in the bundle—Retrobill Report and Renewal Process/Report—only work with 2012 EE and 2012.1 EE.

Table 6 New Centers and Utilities

- Pricing Center, including:
- Analysis Codes
 - Sales Quote/Order Pricing
 - Volume Discounts
 - Customer Schedule Pricing
- Sales Representative Center, including:
- Customers
 - Items
 - Sales Orders
 - Quotes
 - Scheduled Orders
- Sales Management Center, including:
- Salespersons
 - Sales
 - Item Replacement/Up/Cross-sell

Release Notes for Version 1.2

Customer Management Reports and Browsers Bundle Version: 1.2

Release Date: March 2012

QAD Enterprise Applications Compatibility: QAD Enterprise Edition 2011, 2011.1, 2012

Note The reports are provided as part of standard installation for QAD 2012 Enterprise Edition.

QAD .NET UI Versions: 2.9.3

Related Documentation: The *Reports and Browsers Bundles Installation Guide* is provided on the product delivery media for the optional add-on release available for 2011 and 2011.1 EE. That guide is also available on the Documentation area of support.qad.com under the Installation-Conversion topic for your Enterprise Edition version.

This bundle includes a set of enhancements to reporting functions in the Customer Management area within Enterprise Edition. Many reports have been rewritten using QAD Reporting Framework to provide a significantly improved reporting capability to users of the QAD .NET UI. Additionally, the functions of some existing reports have been incorporated into browses.

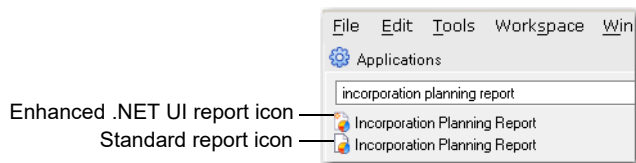
This is part of an ongoing QAD effort to upgrade reports, browses, and inquiries throughout the system, building on the advanced filtering and report-generation tools available in .NET and QAD Reporting Framework, as well as powerful browse capabilities.

Note The legacy versions of all reports are still available in their original menu locations.

You can access the new reports in several ways:

- By entering the report title in the menu search field. The search result lists two occurrences. The icon differentiates between the standard and enhanced .NET UI versions. Figure 4 shows an example.

Fig. 4 Report Icons in .NET UI



- By entering the new menu number in the menu search field. QAD .NET UI-only reports are assigned to menu numbers 75 or greater, so they are hidden on the character UI menus, as shown in Table 7.

Note You cannot access a new report by entering a Progress program name.

- By navigating in the menu tree to the functionality area. The new reports appear in the same part of the menu as their standard report equivalents.

Note This bundle is cumulative; it also includes reports in the Customer Management area that were previously introduced. For lists of those reports, see “Release Notes for Version 1.1” on page 18.

Table 7 New Customer Management Reports and Browses

Legacy Menu	Report Title	Legacy Program	New Menu	New Report Title
11.1.1.4	Call Print	fscarp.p	75.10.16.5	Same
11.1.1.5	Call Print with History	fscarp02.p	75.10.16.4	Same
11.1.1.10	Call Quote Print	fsqrp.p	75.10.16.6	Same
11.19.3	Service BOM Code Report	fsbomrp.p	75.10.20.3	Same
11.19.23	Service Std Operation Report	fsopmrp.p	75.10.20.2	Same

Legacy Menu	Report Title	Legacy Program	New Menu	New Report Title
11.5.1.3	Contract Quote Print	fsqorp.p	75.10.16.8	Same
11.5.13.4	Contract Print	fssarp.p	75.10.16.9	Same
11.7.1.3	RMA Print	fsrmp08.p	75.10.17.7	Same
11.3.19	Classification Inquiry	fsclsfiq.p	75.10.16.7	Classification Report
7.9.11.15	Shipper Validation Err Report	sosverp.p	75.10.8.14	Shipper Validation Err By Profile Report
			75.10.8.15	Shipper Validation Err By Shipper Report
7.9.17.15	Shipment Performance Report	soshprp.p	75.10.8.12	DO Shipment Performance Report
			75.10.8.13	SO Shipment Performance Report
7.9.17.17	Reason Code Analysis Report	soshprp1.p	75.10.8.10	DO Reason Code Analysis Report
			75.10.8.11	SO Reason Code Analysis Report
7.9.17.18	Item Analysis Report	soshprp2.p	75.10.8.8	DO Item Analysis Report
			75.10.8.9	SO Item Analysis Report
7.9.17.19	Customer Analysis Report	soshprp3.p	75.10.8.7	DO Customer Analysis Report
			75.10.8.6	SO Customer Analysis Report
29.22.19	Intrastat Declaration Print	iehrp.p	75.10.10.3	Same
29.22.20	Intrastat Declaration Reprint	iehrp.p	75.10.10.4	Same
11.19.14	Service Work Center Inquiry	fswciq.p	75.11.2.1	Service Work Center Browse
11.21.2	Work Code Inquiry	fsfwkiq.p	75.11.2.2	Work Code Browse
11.21.6	Invoice Sort Inquiry	fsfisiq.p	75.11.2.3	Invoice Sort Browse
11.21.10	Service Category Inquiry	fsfsciq.p	75.11.2.4	Service Category Browse
11.21.18	Return Status Inquiry	fsfpstiq.p	75.11.2.5	Return Status Report
11.21.21.2	Charge Code Inquiry	fsfegiq.p	75.11.2.6	Charge Code Browse
11.21.21.6	Charge Product Line Inquiry	fsfcciq.p	75.11.2.7	Charge Product Line Browse
11.21.22.2	Multiple Time Zones Inquiry	fstzoiq.p	75.11.2.8	Multiple Time Zones Browse
11.19.18	Service Routing Inquiry	fsroiq.p	75.11.2.9	Service Routing Browse
11.25.10	Expense Cost Discrepancy Report	utglcexp.p	75.11.2.10	Expense Cost Discrepancy Browse

Release Notes for Version 1.1

Customer Management Reports Bundle Version: 1.1

Release Date: September 2011

QAD Enterprise Applications Compatibility: QAD Enterprise Edition 2011 and 2011.1

QAD .NET UI Versions: 2.9.3

Delivery Method: This bundle ships in a stand-alone installation CD.

This optional add-on package includes a set of enhancements to reporting functions (including inquiries and browses) in the Customer Management area within Enterprise Edition. Many reports have been rewritten using QAD Reporting Framework to provide a significantly improved reporting capability to users of the QAD .NET UI. Additionally, some existing inquiries were converted to browses or viewers, and/or added to collections.

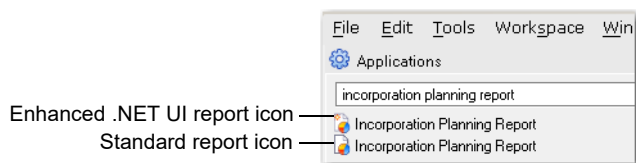
This is part of an ongoing QAD effort to upgrade reports, browses, and inquiries throughout the system, building on the advanced filtering and report-generation tools available in .NET and QAD Reporting Framework, as well as powerful browse capabilities.

Note The legacy versions of all reports are still available in their original menu locations.

You can access the new reports in several ways:

- By entering the report title in the menu search field. The search result lists two occurrences. The icon differentiates between the standard and enhanced .NET UI versions. Figure 5 shows an example.

Fig. 5 Report Icons in .NET UI



- By entering the new menu number in the menu search field. QAD .NET UI-only reports are assigned to menu numbers 25 or greater, so they are hidden on the character UI menus, as shown in Table 1.

Note You cannot access a new report by entering a Progress program name.

- By navigating in the menu tree to the functionality area. The new reports appear in the same part of the menu as their standard report equivalents.

Table 1
New Customer Management Reports and Browses

Standard Menu Number	Standard Menu Title	Standard Program	New Menu Number	New Menu Title
1.10.1.5	Price Lists by Customer Inq	pppiiq02.p	75.10.9.7	Price Lists by Customer Report
1.10.1.6	Price Lists by Item Inquiry	pppiiq03.p	75.10.9.8	Price Lists by Item Report
1.10.1.17	Sales Order Price Inquiry	soppiq.p	75.10.3.38	Sales Order Price Report
1.10.1.15	Cust Orders by Price List Inq	pppiiq04.p	75.7.2.25	Sales Order Price List Browse
1.10.1.15	Cust Orders by Price List Inq	pppiiq04.p	75.3.16	Invoice Price List Browse
1.10.1.18	Sales Quote Price Inquiry	sqppiq.p	75.10.19.5	Sales Quote Price Report
1.2.19	Sales Account Report	ppplsrp.p	75.10.3.24	
1.8.8	Analysis Code Link Inquiry	ppaciq02.p	75.10.2.6	Analysis Code Link Report
1.8.9	Analysis Code Where-Linked Inq	ppaciq07.p	75.10.2.7	Analysis Code Where-Linked Report

Standard Menu Number	Standard Menu Title	Standard Program	New Menu Number	New Menu Title
2.1.4	Customer Data Report	adcsrp01.p	75.10.3.32	
2.1.9.6	Detail Alloc Inventory Report	iclrp.p	75.10.3.25	
2.15.2	Logistics Charge Code Inquiry	lalciq.p	75.10.14.4	Logistics Charge Code Report
28.17.17	Logistics Charge Variance Report	laaprp01.p	75.10.14.2	
29.22.12	Order Intrastat Data Report	ieordrp.p	75.10.3.34	
7.1.19.3	ATP Enforcement Exception Report	soatprp.p	75.10.3.33	
7.10.2	Legal Document Report	soldrpt.p	75.10.3.42	
7.13.2	Pending Invoice Register	soivrp.p	75.10.6.4	
7.13.9	Invoice Bill of Material Inquiry	soivbiq.p	75.10.3.40	Invoice Bill of Material Report
7.13.10	Sales Order Tracking Inquiry	soiviq01.p	75.10.3.39	Sales Order Tracking Report
7.13.13.2	Retrobill Inquiry	rcrbiq.p	75.10.3.41	Retrobill Data Report
7.13.13.4	Retrobill History Report	rcrbrp02.p	75.10.3.36	
7.17.2	Salesperson Quota Inquiry	sasphiq.p	75.10.18.6	Salesperson Quota Report
7.17.3	Salesperson Margin Inquiry	sasphiq1.p	75.10.18.7	Salesperson Margin Report
7.18.4.7	Aging Inventory Report by Order	socnairp.p	75.10.3.30	
7.18.4.8	Aging Inventory Report by Part	socnair1.p	75.10.3.29	Aging Inventory Report by Item
7.18.4.13	Inventory Usage Report	socnrp04.p	75.10.3.27	Consignment Inventory Usage Report
7.18.4.16	Usage Report by Order	socnrp02.p	75.10.3.28	Consignment Usage Report by Order
7.22.11	Container Inquiry	ccpiq.p	75.10.5.1	Container Item Report
7.3.8	Dock Report	addkrp.p	75.10.3.26	
7.5.11	Schedule Comparative	rcrp02.p	75.10.3.37	
7.5.12	Schedule Authorization Report	rcrp03.p	75.10.3.35	
7.5.4.10	Sequence Pre-Shipper Automatic	sosqsl.p	75.10.13.18	
7.5.4.14	Sequence Cross-Ref Report	resqsxrp.p	75.10.3.31	
7.5.4.17	Plan/Ship Sequence Variance Rpt	resqrp02.p	75.10.23.6	Plan/Ship Sequence Variance Report
7.7.2	Container Inquiry	rciq03d.p	75.10.13.19	Container Report
7.9.1	Picklist/Pre-Shipper Automatic	sososl.p	75.10.13.17	
7.9.19	Fill Rate Report	soshprp4.p	75.10.3.23	
8.2	Configured Structure Inquiry	fopsiq02.p	75.10.2.2	Configured Structure Report
1.10.1.5	Price Lists by Customer Inq	pppii02.p	75.7.2.14	Price List Browse
1.8.2	Analysis Code Inquiry	ppaciq01.p	75.3.7	Analysis Code Browse
1.8.5	Analysis Code Selection Inquiry	ppaciq03.p	75.3.8	Analysis Code Selection Browse
1.8.14	Analysis Code Detail Inquiry	ppaciq04.p	75.3.9	Analysis Code Detail Browse
1.8.15	Analysis Code Where-Used Inquiry	ppaciq05.p	75.3.10	Analysis Code Where-Used Browse
29.22.7	Item Intrastat Data Inquiry	ieptiq.p	75.3.11	Item Intrastat Data Browse
7.18.16	Usage Inquiry	socnuiq.p	75.3.12	Consignment Inventory Usage Browse
7.22.2	Charge Type Inquiry	cctiq.p	75.3.13	Charge Type Browse
7.3.25.2	Sales Order Batch Shipment Inqy	soisbtiq.p	75.3.14	Sales Order Batch Shipment Browse
7.5.4.2	Customer Controls Inquiry	adcciq.p	75.3.15	Customer Controls Browse
7.7.3	Container by Item Inquiry	rcctiq.p	75.3.6	Container by Item Browse

Earlier Reports

The bundle also includes a group of reports that were delivered as part of QAD 2010.1 EE. These are listed in Table 8.

Table 8 Customer Management Reports Added in QAD 2010.1 EE

Legacy Menu	Report Title	Legacy Program	New Menu	New Report Title
1.8.17	Analysis Code Report	ppacrp01.p	75.10.2.1	Same
1.10.1.3	Price List Report	pppirp01.p	75.10.9.2	Same
1.10.3.3	Cust Schedule Price List Report	ppcsperp.p	75.10.9.6	Same
1.10.3.4	Cust Schedule Price List By Item	ppcsper2.p	75.10.9.1	Same
1.23.3	Item Replacement Report	ppptrerp.p	75.10.2.4	Same
1.23.8	Item Up/Cross Sell Report	ppptuprp.p	75.10.2.3	Same
2.5.4	Salesperson Master Report	adsprp.p	75.10.18.3	Same
2.5.13	Salesperson Commission Report	adsprp01.p	75.10.18.2	Same
2.5.14	Salesperson Bookings Report	adsprp02.p	75.10.18.1	Same
2.5.15	Salesperson Shipments Report	adsprp09.p	75.10.18.4	Same
2.5.16	Salesperson Payments Report	adsprp03.p	75.10.18.5	Same
2.18.5	Shipping Group Report	sosgrp.p	75.10.13.7	Same
2.20.12	Freight Charges Report	sofrcrp.p	75.10.12.1	Same
7.1.3	Sales Order Print	sosorp05.p	75.10.3.16	Same
7.1.8	Available Kit Quantity to Ship	sosoktrp.p	75.10.3.19	Available Kit Quantity to Ship Report
7.1.15	Sales Order Credit Report	socrrp.p	75.10.3.7	Same
7.3.15	Customer Scheduled Order Report	rcsorp.p	75.10.23.1	Same
7.5.10	Schedule Report	rcrp01.p	75.10.23.2	Same
7.5.13	Req Ship Schedule Summary Report	rcrp07.p	75.10.13.14	Same
7.5.14	Req Ship Schedule Detail Report	rcrp09.p	75.10.13.13	Same
7.5.20	Shipment History Report	rcrp08.p	75.10.23.4	Same
7.5.21	Ship Schedule Variance Report	rcrp15.p	75.10.13.8	Same
7.5.22	Ship to Plan Variance Report	rcrp16.p	75.10.13.9	Same
7.5.4.7	Sequence Schedule Report	rcrp05.p	75.10.13.11	Same
7.5.4.16	Sequence Schedule Variance Rpt	rcsqrp01.p	75.10.23.5	Same
7.9.6	Pre-Shipper/Shipper Report	rcshrp01.p	75.10.13.5	Same
7.9.9	Sales Order Shipper Print	rcrp11.p	75.10.13.15	Same
7.9.13	Sales Order Packing List	sosopk.p	75.10.13.16	Same
7.9.16	Shipper Report	sososhrp.p	75.10.13.6	Same
7.9.18	Backlog/Missed Shipment Report	soshprp5.p	75.10.13.4	Same
7.9.11.13	Hierarchy Report	sohierrp.p	75.10.13.1.1	Same
7.9.11.14	Rules Report	sorulerp.p	75.10.13.1.2	Same
7.9.12.1	Bill of Lading Print	rcrp12.p	75.10.13.3.1	Same
7.9.12.4	Master Bill of Lading Print	rcmbrp.p	75.10.13.3.2	Same
7.9.17.10	Missing Reason Code Report	soshprp6.p	75.10.13.2.1	Same
7.9.17.17	Reason Code Analysis Report	soshprp1.p	75.10.13.2.2	Same
7.12.3	Sales Quote Print	sqqorp05.p	75.10.19.3	Same

Table 8 — Customer Management Reports Added in QAD 2010.1 EE (1 of 4)

Legacy Menu	Report Title	Legacy Program	New Menu	New Report Title
7.12.13	Sales Quote by Quote Report	sqqorp.p	75.10.3.12	Sales Quote Report
7.12.14	Sales Quote by Customer Report	sqqorp01.p	75.10.3.12	Sales Quote Report
7.12.15	Sales Quote by Item Report	sqqorp02.p	75.10.19.4	Same
7.12.16	Sales Quote Gross Margin Report	sqqorp08.p	75.10.19.1	Same
7.13.6	Correction Invoice Link Report	socilkrp.p	75.10.6.1	Same
7.13.8	Invoice History Report	soivrp09.p	75.10.6.3	Same
7.13.15	Invoice Price History Report	sopirp02.p	75.10.6.2	Same
7.15.1	Sales Orders by Order Report	sosorp.p	75.10.3.11	Sales Order Report
7.15.2	Sales Orders by Customer Report	sosorp01.p	75.10.3.11	Sales Order Report
7.15.3	Sales Orders by Item Report	sosorp02.p	75.10.3.18	Same
7.15.5	Sales Order Gross Margin Report	sosorp08.p	75.10.3.8	Same
7.15.7	Sales Order Pricing Report	sopirp01.p	75.10.3.9	Same
7.15.9	Unconfirmed Sales Order Report	sosorp16.p	75.10.3.10	Same
7.15.11	EMT Tracking Report	sobtbrp.p	75.10.3.17	Same
7.15.12	Orders to Ship Report	sotsrp.p	75.10.3.13	Same
7.15.14	Booking Transaction Report	sosorp03.p	75.10.3.2	Same
7.15.15	Booking Trans Summary by Item	sosorp15.p	75.10.3.3	Same
7.15.16	Sales Order Picked not Shipped	sopinirp.p	75.10.3.20	Sales Order Picked not Shipped Report
7.15.18	Shipment Transaction Report	sosorp04.p	75.10.3.21	Same
7.15.19	Shipment Trans by Cust Report	sosorp09.p	75.10.3.22	Same
7.15.20	Sales Order Shipped not Invoiced	sosinirp.p	75.10.3.4	Same
7.15.21	Trans Summary by Item Report	sosorp11.p	75.10.3.6	Same
7.15.22	Trans Summary by Cust Report	sosorp12.p	75.10.3.5	Trans Summary by Cust Report
7.15.23	Trans Summary by Cust by Item	sosorp13.p	75.10.3.5	Trans Summary by Cust Report
7.17.6	Salesperson Ranking Report	sasarp04.p	75.10.8.5	Same
7.17.10	Sales by Site Report	sasarp06.p	75.10.8.4	Sales by Item/Site Report
7.17.14	Sales by Customer Report	sasarp03.p	75.10.8.3	Same
7.17.15	Customer Ranking Report	sasarp01.p	75.10.8.1	Same
7.17.18	Sales by Item Report	sasarp05.p	75.10.8.4	Sales by Item/Site Report
7.17.19	Item Ranking Report	sasarp02.p	75.10.8.2	Same
7.18.4.1	Consignment Inventory Report	ppptrp10.p	75.10.4.3	Same
7.18.4.2	Consignment Inventory by Loc	iclorp02.p	75.10.4.4	Consignment Inventory by Location Report
7.18.4.3	Consignment Inventory by Order	socnrp01.p	75.10.4.1	Consignment Inventory by Order
7.18.4.4	Consignment by Order with Seq	socnrp06.p	75.10.4.1	Consignment Inventory by Order
7.22.19	Container Usage Report	ccurp.p	75.10.5.2	Same
8.3	Configured Structure Report	fopsrp.p	75.10.2.2	Same
8.6	Sales Order Bill Report	fosobrp.p	75.10.3.15	Same
8.9	Sales Quote Bill Report	fosqbrp.p	75.10.19.2	Same

Table 8 — Customer Management Reports Added in QAD 2010.1 EE (2 of 4)

Legacy Menu	Report Title	Legacy Program	New Menu	New Report Title
11.1.19.5	Warranty Cost Report	fswarrp.p	75.10.16.2.1	Same
11.1.3.5	Pending Call Data Report	fspcrp2.p	75.10.16.1.1	Same
11.1.3.21	Pending Call Profile Report	fspcrp1.p	75.10.16.1.2	Same
11.3.2	Installed Base Configuration Report	fsbmisiq.p	75.10.11.3	Same
11.3.3	Installed Base Report	fsisrp02.p	75.10.11.2	Same
11.3.17	Warranty Type Report	fssvwrp.p	75.10.11.6	Same
11.3.21	Installed Base Marketing Letters	fsletrp.p	75.10.11.4	Same
11.3.12.3	Field Notification Report	fsfnrp.p	75.10.11.1.1	Same
11.5.12	Contract Type Report	fssvsrp.p	75.10.1.3	Same
11.5.13.21.1	Contract Cash Flow Report	fssarp06.p	75.10.1.2.1	Same
11.5.13.21.2	Contract Deferred Income Report	fssarp07.p	75.10.1.2.2	Same
11.5.13.21.5	Limits Consumption Report	fssalrp.p	75.10.1.2.3	Same
11.5.18.14	Billing Detail Report	fssarp08.p	75.10.1.1.2	Same
11.7.1.15	RMA Shipping Report	fsrmp06.p	75.10.17.2	Same
11.7.1.18	RMA by RMA Number Report	fsrmp01.p	75.10.17.4	RMA by Item/Customer/ RMA Report
11.7.1.19	RMA by Customer Report	fsrmp02.p	75.10.17.4	RMA by Item/Customer/ RMA Report
11.7.1.20	RMA by Item Report	fsrmp03.p	75.10.17.4	RMA by Item/Customer/ RMA Report
11.7.1.21	RMA by Completion Due Report	fsrmp05.p	75.10.17.3	Same
11.7.3.15	RTS Picklist Print	fsrtrp08.p	75.10.17.1	Same
11.7.3.18	RTS by RTS Number Report	fsrtrp01.p	75.10.17.6	RTS by Item/Supplier/RTS Report
11.7.3.19	RTS by Supplier Report	fsrtrp02.p	75.10.17.6	RTS by Item/Supplier/RTS Report
11.7.3.20	RTS by Item Report	fsrtrp03.p	75.10.17.6	RTS by Item/Supplier/RTS Report
11.7.3.21	RTS by Completion Due Report	fsrtrp05.p	75.10.17.5	Same
11.9.15	Customer History Report	fscustrp.p	75.10.3.14	Same
11.11.9	MO Pending Return Report	fspenrp.p	75.10.15.5	Same
11.11.11	Open Material Order Report	fseorp1.p	75.10.15.4	Same
11.11.12	Material Order Backlog Report	fseodl.p	75.10.15.3	Same
11.11.13	Material Order Shipment Report	fseorp2.p	75.10.15.2	Same
11.17.3	Service Pricing Report	fsfpcrp.p	75.10.9.3	Same
11.19.7	Service Structure Report	fspsrp.p	75.10.20.1	Same
11.22.1	Accrued Revenue Report	New	75.10.1.1.1	Deferred/Accrued Revenue Report
11.22.2	Deferred Revenue Report	New	75.10.1.1.1	Deferred/Accrued Revenue Report
11.22.3	ISB Item Tracking History Report	New	75.10.11.5.1	Same
28.17.18	Open Logistics Charge Report	laaprp02.p	75.10.14.3	Same
29.22.18	Intrastat Declaration Exchange	iehrpe.p	75.10.10.2	Same
29.22.22	Intrastat History Report	iehhtyyp.p	75.10.10.5	Same

Table 8 — Customer Management Reports Added in QAD 2010.1 EE (3 of 4)

Legacy Menu	Report Title	Legacy Program	New Menu	New Report Title
29.22.21.19	Extrastat Declaration Print	iehexp.p	75.10.10.1.1	Same
29.22.21.20	Extrastat Declaration Reprint	iehexp.p	75.10.10.1.2	Same

Table 8 — *Customer Management Reports Added in QAD 2010.1 EE (4 of 4)*

<meta name="gsa_source" content="Product Documentation
 <meta name="project" content=Latest Release
 <meta name="gsa_date" content=2015.03.19
 <meta name="ProductSuite" content=Add-on
 <meta name="ProductModule" content=Customer Management Reports
 <meta name="PRODUCT_VERSION" content=1.7
 <meta name="BookTitle" content=QAD Customer Management Reports Release Notes
 <meta name="ContentType" content=Release Notes

