



QAD DYNASys DSCP 2022
RELEASE NOTES





CONTENTS

Release Notes for Current Release	4
Web modelling and design	4
Ready To Plan or RTP	4
Enhanced Planning Features	5
Technology	5
Release Notes for QAD DynaSys DSCP 2021	6
New Financial Planning features	6
New Scenario Management	6
Enhanced Risk Management support	6
Structured Social Collaboration	7
Improved User Experience	7
Further Intelligent Planning	7
Release Notes for QAD DynaSys DSCP 2019.1	7
User Experience and Mobility	8
Enhanced Web Experience	8
Operational Mobile App	8
Collaboration	8
Planning Process Control	9
Tasks and Notifications	9
Operational Planning	9
New Planning Objects	9
Standard Views and Workspaces	9
Release Notes for QAD DSCP 2019	9
New intuitive web planning experience	10
Web workspaces enhancements	10
Views and workspaces design	10
Analytics to evaluate and communicate	10
Collaborative planning process controls	10
Mobility	11
Artificial intelligence	11
Intelligent demand clustering	11
Automated data cleansing	11
New forecasting capabilities	11
Release Notes for QAD DSCP 2018	12
Web Client User Experience	12



Additional Log in Options	12
Homepage and Activity Dashboard	12
Enhanced Workspaces	13
Analytics	13
Business Planning Features	14
Extended planning features	14
Standard features for collaborative validation	14
New planning objects	14
DDMRP Model	15
Performances and Deployment	15
Speed & Scale	15
Deployment	16



These release notes include information about QAD DynaSys Digital Supply Chain Planning (DSCP). These changes may affect the way you implement and use QAD DynaSys DSCP. Review this document before installing the new QAD DynaSys DSCP release.

QAD highly recommends that you implement the latest QAD DynaSys DSCP release available. Check the QAD Online Support Centre to make sure you have the latest QAD DynaSys DSCP release notes, installation guide, and installation media:

<http://support.qad.com/>

Use the following list to find a specific release:

[Release Notes for Current Release](#)

[Release Notes for QAD DynaSys DSCP 2021](#)

[Release Notes for QAD DynaSys DSCP 2019.1](#)

[Release Notes for QAD DSCP 2019](#)

[Release Notes for QAD DSCP 2018](#)

Release Notes for Current Release

QAD Version: QAD DynaSys DSCP 2022

Release Date: May 2022

Languages Supported: French, English, German, Spanish, Italian, Polish, and Simplified Chinese

The 2022 version of DSCP is now deployed as a Public Cloud solution. It offers an enhanced and enriched Web Ux, with intuitive homepages and further modelling capabilities in DSCP Studio. The Ready To Plan solution generation is fully integrated in the Web Ux. New features also include operational enhancements and performance improvements.

Web modelling and design

DSCP 2022 offers a reworked Ux, with a new layout, reviewed styling and colours, which provides users with a lighter experience.

Homepages were redesigned to include new components to display alerts or KPIs based on detailed views that can be accessed directly from these components.

Modelling DSCP objects is now possible from DSCP Studio. The whole model structure of the dataset is displayed. Superusers can edit existing objects and create new models, data fields and calculations. This allows users to perform both modelling and planning activities from the web client.

- Reworked styling and homepages
- New graphical components for KPI and alerts
- Further configuration capabilities in web workspaces
- Creation and management of models, data fields and calculations in DSCP Web Studio

Ready To Plan or RTP

The Ready To Plan feature (RTP) enables the rapid generation of a configured planning solution using a flexible wizard. This wizard automatically creates standard DSCP objects across modelling,



integration, and screens. The wizard is now in DSCP Studio; a command triggers the modelling from the web. In addition, the RTP process with DSCP 2022 includes a standard model for each planning solution, as well as standard datahub and interfaces. This feature will greatly reduce configuration effort in customer projects, and favours the use of a standard secure process with best practices and easier maintenance. RTP is crucial for DynaSys to provide more competitive service estimates and will be key to our market growth.

Note: RTP is the new name for what was previously described as DSCP.x. This RTP initiative has no connection whatsoever to a previous RTP concept from 2017. RTP is an internal label and will not be used for external communication.

- RTP configuration wizard in DSCP Web Studio
- Standard datahub and interface objects
- Additional planning objects integrated in the standard RTP solution

Enhanced Planning Features

As part of continuous improvement, existing planning features were added or enhanced. In DSCP Demand planning, Analogy and supersession settings can now be defined at an aggregated level. New Supply KPI and alerts are added to the standard, which are useful for alerts in homepages. The collaborative forecast validation process is simpler and optimised. Machine Learning features can now be used with Amazon Web Services, which provides better performance through the use of native Cloud services.

- Forecast models: Analogy and substitution setup at aggregated level
- DSCP Machine Learning algorithms can use AWS as an alternative to local resources
- New data fields in DSCP Production, Distribution, DDMRP
- Simpler process in collaborative forecasts models

Technology

DSCP 2022 can be deployed in Amazon Web Services. The use of a Public Cloud solution improves the SLA and makes DSCP closer to a full SaaS solution.

- Public Cloud solution with Amazon Web Services: Installation and configuration
- Use of Web API to display product images or delete files on DSCP Server.



Release Notes for QAD DynaSys DSCP 2021

QAD Version: QAD DynaSys DSCP 2021

Release Date: March 2021

Languages Supported: French, English, German, Spanish, Italian, Polish, and Simplified Chinese

This version offers innovative capabilities to support customers to face disruption and to be more agile and resilient. This includes a comprehensive end to end scenario planning capability that delivers a true parallel planning experience, combined with supply chain risk management and financial metrics to ensure fact-based decision making that aligns with corporate objectives.

New Financial Planning features

Financial planning is a new DSCP capability made available with the 2021 release.

Profitability metrics across the planning models calculate costs and revenues from purchasing, production, distribution, and sales. This allows planners to make decisions that are best for the business in terms of profitability and budget adherence. Exceptional supply chain events such as Overtime production or Expedited freight can be modelled to determine their impact on profitability prior to commitment.

Financial planning in DSCP does not deal with accounting or product costing. The purpose of DSCP Financial planning is to assess the impact of supply chain decisions through financial KPIs, so that decisions can be based equally on financial and supply chain metrics.

- Financial analysis option in planning models
- Provides standard KPI and calculations for financial assessment of projected plans
- Finance consolidation model to gather information from planning models; supports S&OP/IBP

New Scenario Management

With Scenario management in DSCP 2021 you benefit from a true parallel planning experience. You can determine the potential impact of events before they occur. DSCP provides a comprehensive scenario analysis capability which compares multiple plans side-by-side and weights objectives to support the planners to make the most informed and fact-based decisions.

- End-to-end parallel planning with new scenario dimension
- Determine event impact
- Analyse, compare, socialize
- Cross-functional KPI analysis

Enhanced Risk Management support

DSCP is fundamentally a decision support tool. Most decision making processes need to consider the risks and opportunities in achieving the outcome. DSCP 2021 allows the planner to identify, socialize, collaboratively mitigate the risk in an auditable manner.

- Identify, measure and manage risks and opportunities
- Severity and likelihood analysis
- Collaborative mitigation
- S&OP / IBP decision support



Structured Social Collaboration

Latest developments provide a shared auditable record of discussion of all planning decisions, task execution, risk mitigation or exception resolution. This feature allows planners to communicate and collaborate within DSCP, with no need to turn to email or messaging apps to resolve a planning problem. This leverages the use of the solution, by providing a structure for this communication usually informal and unstructured.

- Socialize plans, risks, components through different activities (task, risk, opportunity)
- Escalate issues to the right people, email reminders
- Timestamped auditable decisions
- Capture stakeholder input - Comments in activities

Improved User Experience

The 2021 release enhances further the **User Experience**, providing planners with all functions that they require to do their day to day job via the new intuitive browser Ux.

- Additional configuration of alerts through conditional styling
- Process diagrams to frame activities and visualize status
- Embedded calculator for cell value manipulation
- New standard views and workspaces, view configuration in the web client

Further Intelligent Planning

The 2021 release strengthens the use of **Artificial Intelligence**. This release refines several existing Machine Learning capabilities:

- Automated data cleansing
- Complex sales behaviour
- Cluster analysis

Additional planning capabilities are available with the latest release, such as:

- New standard calculations
- New indicators for reliability analysis, demand management
- Setup at aggregate level for Distribution and Procurement Planning



Release Notes for QAD DynaSys DSCP 2019.1

QAD Version: QAD DynaSys DSCP 2019.1

Release Date: April 2020

User Guide: The user guide for this release will be available, on request, at a later date.

Languages Supported: French, English, German, Spanish, Italian, Polish, and Simplified Chinese

This version enhances mobility and web experience with mobile application and web configuration capabilities. It provides users with collaborative process monitoring for agile and controlled planning. It offers additional standard planning objects to improve user productivity and operational efficiency.

The 2019.1 release is a complementary "Feature pack" that will be made available to all DSCP 2019 customers.

User Experience and Mobility

The 2019.1 version of QAD DynaSys DSCP emphasizes the experience for the DSCP web user, with further configuration capabilities and an enhanced mobile application for managers, and users who are travelling or remote.

Enhanced Web Experience

As soon as you log in to the DSCP 2019.1 web client, you enjoy the enhanced UI and navigation. The latest release is a step ahead to help move DSCP users from desktop to browser.

The new features available in DSCP web client include:

- Conditional formatting for KPI in the homepage to enhance the display of alerts
- Definition of filters to focus on a subset of data relevant for the planner
- Highlight of time periods in chart views
- Capability to open independent view, run calculation or shortcut within a web workspace
- Full creation and edition of web workspaces embedded in the web client

Operational Mobile App

In addition, the 2019.1 version of DSCP is available with a native mobile app available on both iOS and Android app stores. This leverages the daily use of mobile device with business functions.

From the mobile app, DSCP users access a homepage with alerts and connected charts. They can display and manage their tasks list, and they can create and assign new tasks.

Collaboration

In DSCP 2019.1, an actual collaborative process control is made available in the web client. Planning process control capabilities support collaboration. Collaboration can be defined as the coordination required to execute an activity in a cooperative manner.

Activities can include a variety of tasks such as forecast approval, shortage solving or assumption validating.



Planning Process Control

DSCP frames activities with structured workflows, ensuring process execution and decisions with a predefined sequence of steps and ad-hoc tasks. You quickly create a process with the embedded assistant; you can easily duplicate a repeatable process. You can also use management tools, such as assignees management or email reminders.

Tasks and Notifications

Each process stakeholder is notified when it is their turn to take part in the process. Tasks can include context-sensitive elements such as notes, risks, assumptions or opportunities.

When tasks are complete, the status updates to Closed. This way, you have instant follow-up on the status and you can also send reminders for open tasks.

Operational Planning

In DSCP 2019.1, new standard objects and features make the configuration quick, easy and relevant, which further increases the functional input of the solution.

Additional operational objects embedded in the standard solution include new planning objects and new views and workspaces.

New Planning Objects

DSCP 2019.1 offers new KPIs and model options. Most of the new indicators are linked to forecasting features; some of them relate to reliability analysis, Machine Learning and demand management.

New standard models are also available: They enable to manage price computation, horizon disaggregation and collaborative forecast with standard models and data fields.

Standard Views and Workspaces

The latest release offers new or enhanced standard views including the new data fields.

A brand new feature is the availability of standard web workspaces including these new views; these web workspaces display in the workspaces menu when the dataset includes a compatible planning model.

This increases the implementation of best practices, while reducing the time it takes to configure views and workspaces.



Release Notes for QAD DSCP 2019

QAD Version: QAD DynaSys DSCP 2019

Release Date: December 2019

User Guide: The user guide for this release will be available, on request, at a later date.

Languages Supported: French, English, German, Spanish, Italian, Polish, and Simplified Chinese

This version features a new intuitive web planning experience, collaborative planning process controls and is powered by artificial intelligence and advanced supply chain analytics.

New intuitive web planning experience

QAD DynaSys DSCP 2019 offers a best-in-class web experience.

The look and feel was largely reworked to be more user-friendly and to stay fully aligned with QAD Web UI standards. Within the web client you can configure the homepage, and each user or user group can benefit from a personalized homepage. The task management features enable collaborative planning and process control.

Also, please note that this new release is the first one with a single unique branding for all DSCP customers.

Web workspaces enhancements

DSCP web users can perform most of their execution tasks from web simulation workspaces. They access the workspaces from the homepage menu, or from assigned tasks or tiles in the homepage.

The graphical user interface in web workspaces was reworked to be "lighter," for readability and consistency purposes. We removed non-essential components to focus on relevant information and make the best use of the screen space.

The new side panel provides quick access to additional elements. You can configure it to include the views that are most relevant to you.

Views and workspaces design

With the new DSCP Studio, you create and configure workspaces directly from the web client.

You can not only design simulation workspaces for your planning process, but also homepages, mobile and analytics screens.

Analytics to evaluate and communicate

The Analytics, which are already available for Cloud DSCP customers, are enhanced.

Designing an analytics dashboard in the web client is fast and easy. With a few clicks you select the app and sheet to display and you get a workspace that suits your needs.

You can use preconfigured DSCP dashboards. In addition to the Demand Planning Analytics dashboard, a Machine learning analytics dashboard is provided to assess the quality of the forecast computed with the different available methods, and make accurate reports easy to share.

Collaborative planning process controls

Tasks in the web client allow you to quickly share views and workspaces, filtered on the data that you want to show.

Through the sending of tasks with associated links and assigned actions, you frame collaborative processes and keep them under control.



Mobility

With DSCP 2019 we introduce a Mobile App. The Mobile app design is aligned with the DSCP Web UI and Mobile users must be existing Cloud DSCP users.

The display configuration in the Mobile app is limited, and this is on purpose, to be adapted to the typical use of mobile apps. However you benefit from the same display of key indicators, relevant graph views and the task list as in the web client.

Artificial intelligence

QAD DynaSys DSCP Cloud now integrates a standard Machine Learning forecast model for smart clustering and complex forecasting. The engine is based on external Python technology, embedded in the product. The results of Python calculations are imported in DSCP and used for clustering, forecasting, or computing missing values.

Intelligent demand clustering

Machine Learning performs cluster analysis. This is an opportunity to identify groups of products with similar sales behavior in the past.

Clusters are based on three major criteria: Recency (about product lifecycle), Frequency (about regular or intermittent sales), and Monetary (about sales volume). The idea is to define sales profiles.

Automated data cleansing

Machine learning algorithms scrutinize imported data to identify missing values in hierarchy and propose values to fulfill them.

New forecasting capabilities

Machine learning examines external data series for correlation and causation in order to determine the most accurate picture of future sales.

Calculating a forecast with Machine Learning can be performed via two different methods. In DSCP it is also possible to recalculate the forecast from the existing model, that is, without first redefining the model.



Release Notes for QAD DSCP 2018

QAD Version: QAD DSCP 2018

Release Date: September 2018

User Guide: The user guide for this release will be available, on request, at a later date.

Languages Supported: French, English, German, Spanish, Italian, Polish, and Simplified Chinese

Web Client User Experience

DSCP 2018 offers a largely reworked web client interface in order to provide the best user experience.

Additional Log in Options

To allow easier access to the DSCP solution, there are new authentication features.

You can now log on to DSCP using an external login, such as One Login, or your Google profile.

Single Sign On or SSO is also an option that you can consider.

Homepage and Activity Dashboard

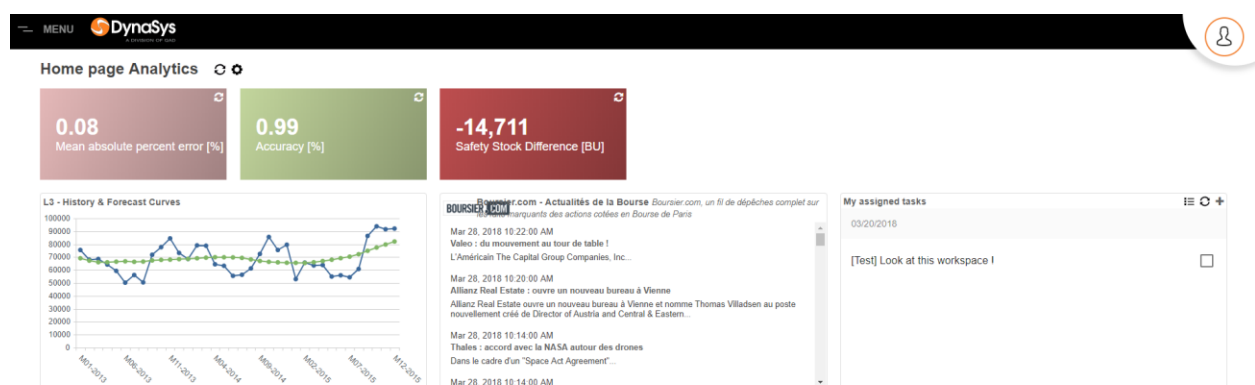
The DSCP Web Portal opens on a homepage with configurable layout.

There is a new menu, with direct links to several widgets.


You can add tiles in your homepage that are shortcuts to your favorite views.

The Activity menu displays your task list and your notifications.

Example of Homepage



Example of Homepage Menu





Enhanced Workspaces

The web workspaces are still more flexible and rich.

Some capabilities of DSCP Windows components are extended to the Web client, such as hide/display default values, or force totals in grids.

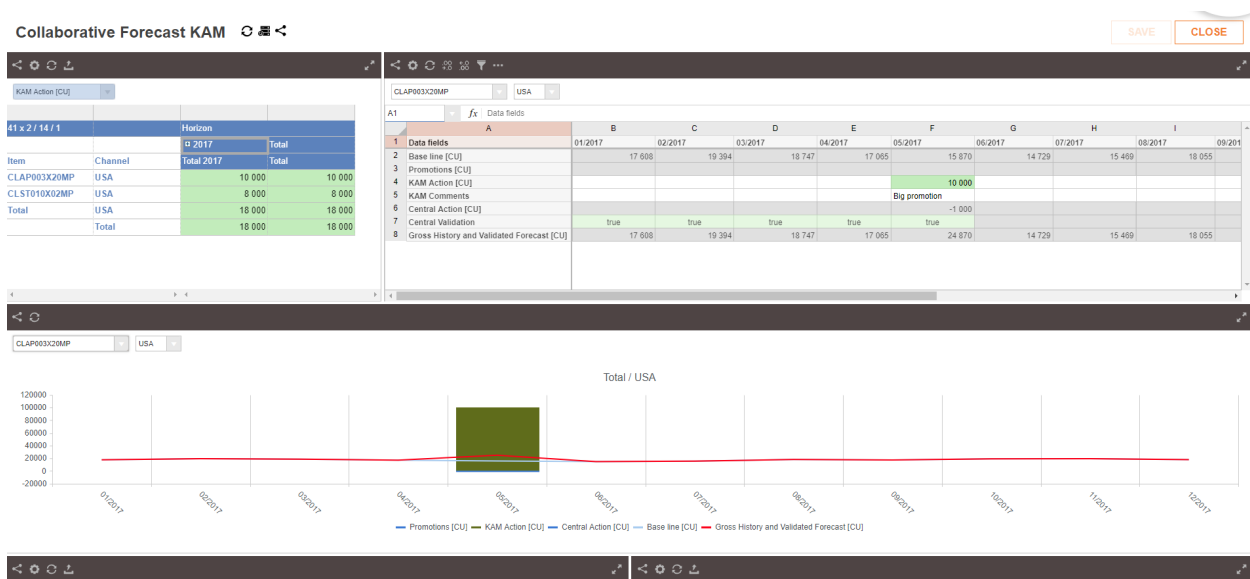
New components can be displayed in the web client, such as RSS readers, tree structure views, and a new Excel-like grid format with specific sorting and filtering features.

You can change the display directly from the view.

You can share a workspace or a view, together with creating and assigning associated tasks.

You can choose to have automatic calculation in web workspaces, when you enter or modify the value of a data field.

Example of DSCP 2018 Web workspace



Analytics

DSCP 2018 is the first release with viewer capabilities of Qlik Sense Analytics. Qlik Sense enables visual-based data discovery and self-service reports.

The 2018 version of analytics includes preconfigured dashboards for Demand Planning and DDMRP solutions, displaying reports on key business planning and user administration data.

Qlik analytics can be displayed in the web client only, and their availability is restricted to Cloud customers.



Example of DSCP 2018 Analytics



Advanced users can select in DSCP the data fields that they need to analyze and create the export interface to a Qlik app.

Business Planning Features

Most developments around planning features derive from project experience: they aim at integrating the business practices that are implemented during customer projects in the standard solution.

Extended planning features

Handle more situations with standard features, such as

- New rules to split horizon to detailed periods
- New substitution cases
- MRP calculation can be restricted to a single bill of material level

Standard features for collaborative validation

- Standard forcing data fields exist in Demand Planning models, which include an additional user dimension for forcing data fields.
- A standard calculation considers this additional dimension and a priority order that you defined, and provides automatically the priority value.

New planning objects

- New stock depletion independent model to monitor substitution with fixed date / with inventory to use up, when switching to a new item



- A new type of data fields that you can integrate in your archive templates. These data fields are calculated and linked to an archive data field. They update automatically and provide instant comparison between the archive and the current values.
- New view templates, with which you build in seconds a grid or graph with the appropriate data fields, already configured for best display and that complies with best practices. The new templates relate to safety stock or reliability analysis independent models, seasonality or promotion management, and more. There is also a whole bunch of view templates around the new DDMRP model.

DDMRP Model

DynaSys is the first global end to end supply chain planning technology providers to achieve the DDMRP certification.

DDMRP will help you in short-term planning and execution, driven by actual customer sales.

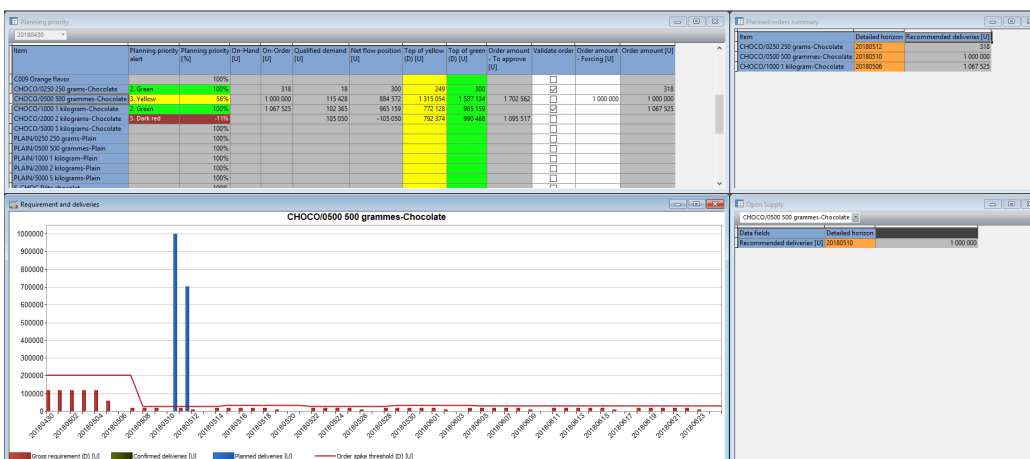
The DDMRP model can be implemented as standalone or combined with other planning modules. It includes a comprehensive set of data fields and calculations which enable to model your Supply Chain into the DDMRP model, build and adjust buffer stocks where required, and monitor replenishment orders from real-time demand and supply.

DSCP DDMRP embraces all the Bill of Material levels that you will configure in the project. A new MRP calculation allows planning each level in the BOM in an independent way.

DDMRP provides planning and execution alerts and guidance in a very visual way. Standard alerts ensure that the right priorities are addressed.

The tool is intuitive and allows a collaborative planning for all items in the Supply Chain, from purchased components to final end items.

Example of DDMRP planning workspace



Performances and Deployment

Speed & Scale

DSCP 2018 provides high performance and high availability, even with many connected users.



The Web UX is more responsive, when loading a workspace and when displaying views, scrolling, recalculating.

Technical improvements result in reduced connection time to the DSCP server, with reduced refresh time, in particular with the introduction of a memory cache and a parallel execution of calculation refresh

We can also mention developments that limit the impact of locking data when there is a concurrent access to the data.

As extended access features should not compromise security, enforced security and Vera Code certifications are provided with the DSCP 2018 package.

Deployment

A significant development area relates to the deployment of the solution, with the entire rework of the modeling transfer interface and process.

- A new tag feature allows you to flag the changes made to the configuration
- New ribbon menus are available for user-friendly and standard transfer process from one dataset to another
- Advanced tools allow you to select the objects that you want to transfer in the target dataset.